

REDC

**Business
Post**

Opinion Poll Report November 2023

JN. 634523



Methodology and Weighting

- RED C interviewed a random sample of **1,021** adults aged 18+ online between Friday 17th – Wednesday 22nd November 2023
- An online approach was used, among our bespoke online panel RED C Live.
- Interviews are conducted across the country and the results weighted to the profile of all adults.
- Panellists were chosen at random to complete the poll, with quotas set and weights allocated on age, gender, class, region, education level & working status to ensure a nationally representative sample.
- A further past vote quota and weight is included that looks at how people on our panel voted at the last election (gathered at the time) and controls this to ensure it matches the actual results.
- Vote intention data is also weighted to take account of claimed likely turnout on the day of an election.
- In all respects the poll was completed to the opinion polling guidelines set out by both ESOMAR and AIMRO.

REDC LIVE

Sample is drawn by RED C's own online panel, RED C Live, that consists of **over 40,000 participants**, recruited from online and offline means.

RED C are proud to have such a high quality resource in the market place

- ✓ Unlike most generic panels, our panellists are given **fair reward** for their time helping to ensure the highest levels of engagement and quality of response across our surveys.
- ✓ The RED C Live panel is **fully owned** by RED C. This ensures that panel members are not over-interviewed, enabling us to provide the highest quality standards to our clients.
- ✓ RED C uses a number of quota controls outside of age, gender and class, to ensure accuracy – including past vote behaviour, working status, & education.

The highest online research quality standards in the industry



Pre-Screening

All respondents are pre-screened and invited to take part in the survey based on the information held on them in the panel.



Invites

Panellists are recruited for surveys a maximum of 3 times per month for ad hoc projects and once every 3 months for tracker surveys.



Fair Reward

We pay respondents €1 for every 5 minutes of survey completion, much higher than the market rate



Logic Traps

We have inbuilt logic questions, and failures at these questions are rejected.



Time Delays

All surveys have in-built time delays from the appearance of questions to the presentation of response options.

The move to online polling

Testing during Election 2020 shows accuracy

RED C were delighted with the accuracy of our polling for the Business Post at the recent General Election 2020. The accuracy of our polls underlines the quality of our offering.

During the campaign we conducted 4 polls in total, two that were run on our telephone omnibus and published in the Business Post on the 26th January and the 2nd February, while we also conducted two further polls online using our RED Line omnibus service.

The online polls were run in order for us to test how accurately we could predict the result of the Election using an online approach, which is very commonly used in other countries such as the UK.

The results of these online polling tests were also highly successful, with an average error of 0.80%, at a similar level to the exit poll which had 5000 interviews conducted on the day.

These results back up the quality credentials both of the RED C Live online panel generally, and also of the RED C sampling and quality control team tasked with ensuring we reach a representative sample through that panel.

It has proved that we can, with our expert knowledge of the political landscape in Ireland and our strict quality controls, utilise a more cost effective and flexible online approach for polling moving forward.

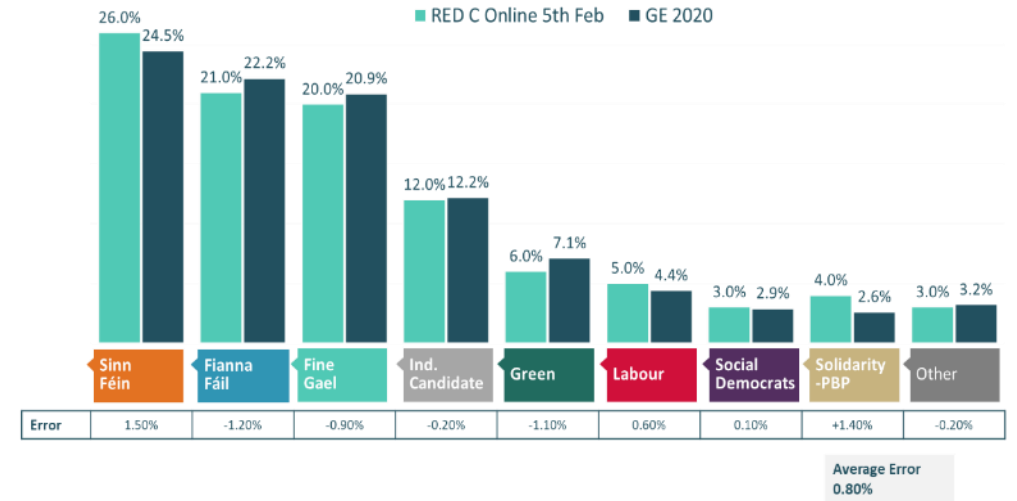
Based on the success of these tests we have moved our regular tracking polls to a more cost effective online approach each month to measure trends in voters support for parties, with possible supplementary telephone polls where required.



Final Online Poll Test During GE 2020

First Preference Vote Intention – RED C 5th Feb vs. Result

If the general election was tomorrow, which party or independent candidate do you think you would give your first preference vote to? (Past vote weighted)
[Base: All adults 18+ who will vote]

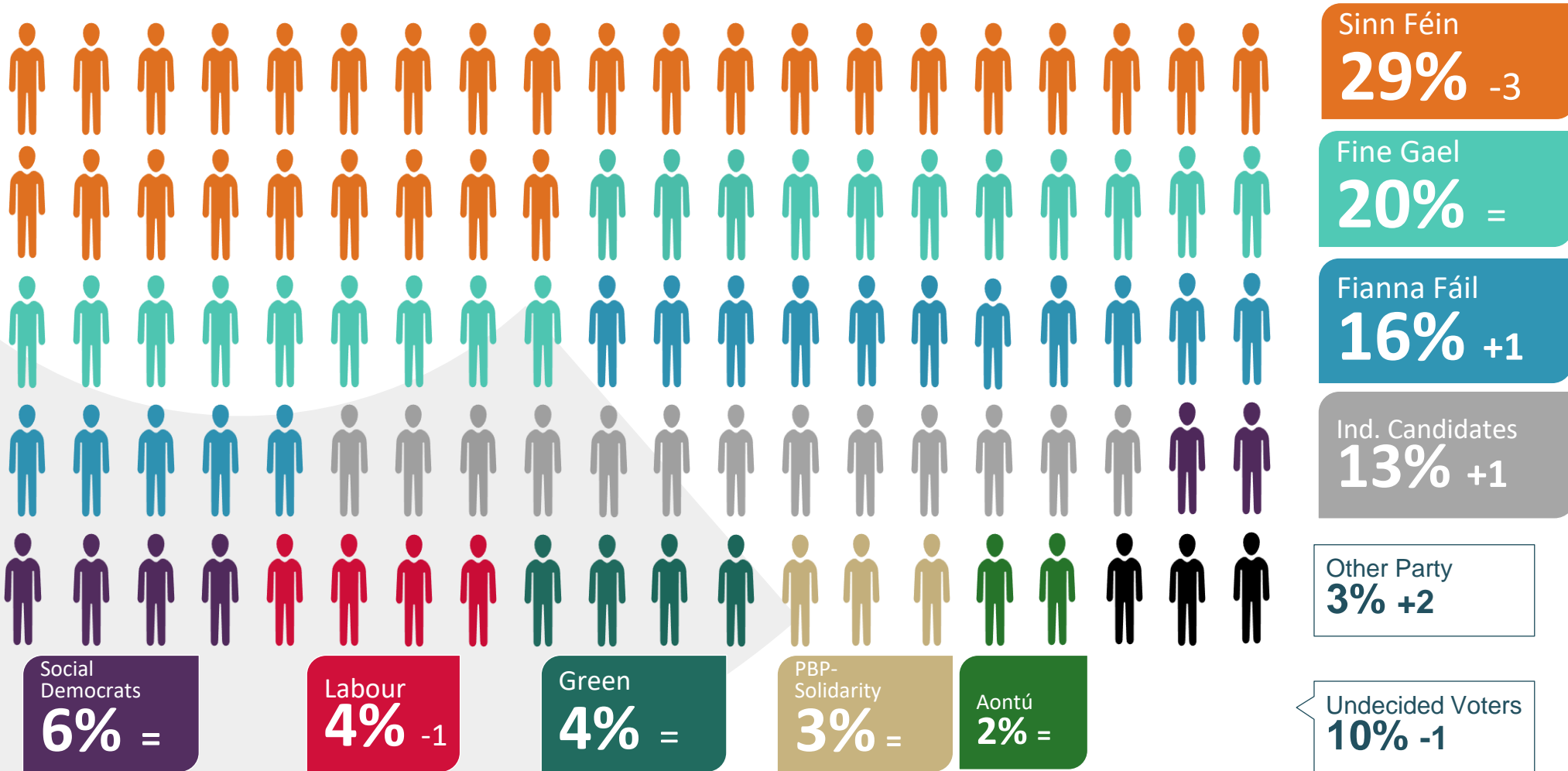


01

Vote Intention @ General Election

First preference vote intention – 26th November 2023

With change vs. last poll – October 2023

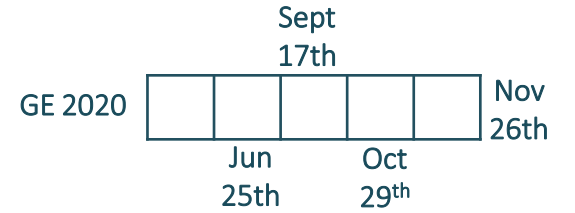
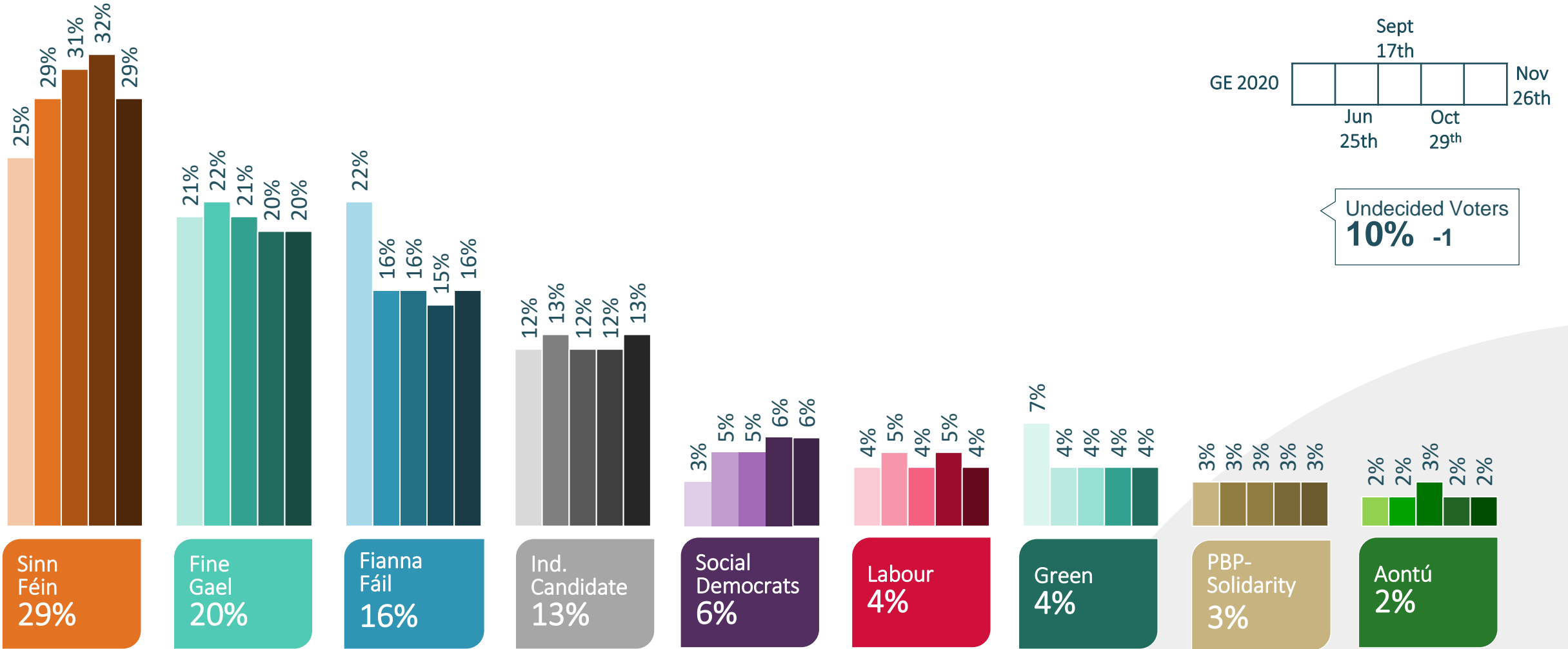


Q. If the general election was tomorrow which party or independent candidate do you think you would give your first preference vote to? (Past vote weighted)

(Base: All adults 18+ who will vote)

First preference vote intention

Shown over time and vs. last General Election Results



Undecided Voters
10% -1

Other Party
3% +2

Q. If the general election was tomorrow which party or independent candidate do you think you would give your first preference vote to? (Past vote weighted)
(Base: All adults 18+ who will vote)

Core vote intention to turnout weighted data process

26 th November 2023	Core data	Core data with prompt for most likely party ⁽¹⁾	Undecided/ Non Voters Removed ⁽²⁾	Turnout Weighted ⁽³⁾
Sinn Féin	28%	31%	30%	29%
Fine Gael	17%	19%	20%	20%
Fianna Fáil	13%	14%	15%	16%
An Independent Candidate	12%	13%	13%	13%
Social Democrats	6%	6%	7%	6%
Labour Party	3%	4%	4%	4%
Green Party	4%	5%	4%	4%
People Before Profit-Solidarity	3%	4%	3%	3%
Aontú	2%	2%	2%	2%
Other Party	3%	2%	2%	3%
Would not vote	3%			
Undecided/Refused	6%			

Notes

1. For those that initially suggest they are undecided, we prompt with an extra question to ask which party they are most likely to vote for at this moment in time.
2. After this prompt we remove those that still say they are undecided, or would not vote, and re-proportion on those expressing a preference.
3. Turnout weighting is added based on a algorithm that combines data on how likely someone is to say they plan to vote at the next GE on a 10 point scale, and whether they actually voted at the last election (if they were eligible to do so).

First preference vote intention x demographics

Note: Results on sub sample of the population are based on a much smaller sample size per group, and as such have a much higher margin of error. The results should therefore be treated with caution

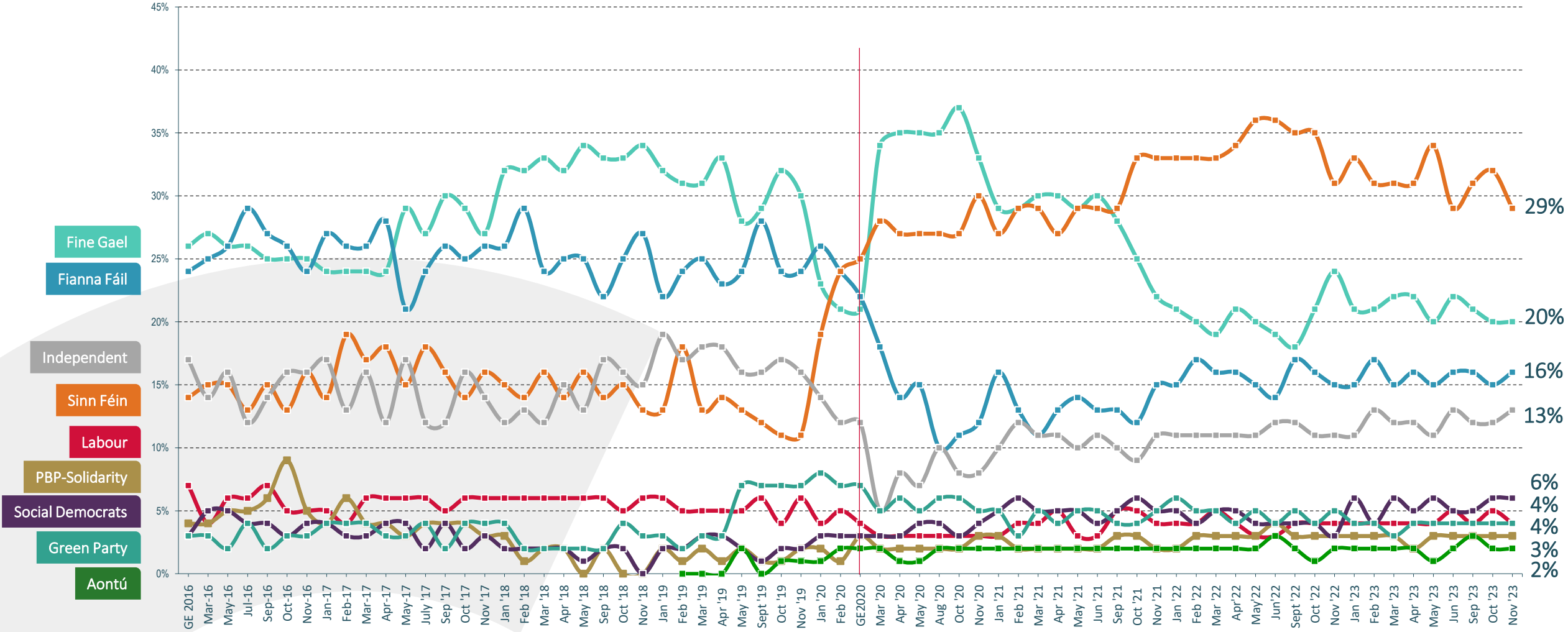
26 th November 2023	Gender		Age			Social Class		Region				
	Total	Male	Female	18-34	35-54	55+	ABC1	C2DE	Dublin	Rest of Leinster	Munster	Conn/ Ulster
Sinn Féin	29%	27%	31%	31%	33%	24%	17%	41%	21%	32%	30%	37%
Fine Gael	20%	19%	20%	12%	16%	27%	23%	17%	27%	16%	15%	21%
Fianna Fáil	16%	19%	13%	15%	13%	18%	18%	11%	11%	21%	16%	17%
An Independent Candidate	13%	10%	17%	8%	18%	12%	11%	15%	8%	12%	19%	16%
Social Democrats	6%	7%	5%	9%	6%	3%	8%	3%	9%	6%	4%	1%
Labour Party	4%	4%	3%	5%	3%	4%	5%	3%	4%	5%	4%	1%
Green Party	4%	4%	4%	6%	3%	5%	7%	1%	6%	4%	4%	2%
People Before Profit-Solidarity (including Rise)	3%	3%	3%	5%	4%	1%	5%	2%	6%	2%	3%	0
Aontú	2%	2%	2%	1%	3%	3%	3%	2%	2%	1%	3%	3%

Not Showing Other Party: 1%-6%

(Base: All adults 18+ who will vote)

Q. If the general election was tomorrow which party or independent candidate do you think you would give your first preference vote to? (Past vote weighted)

First preference vote intention – since GE 2016

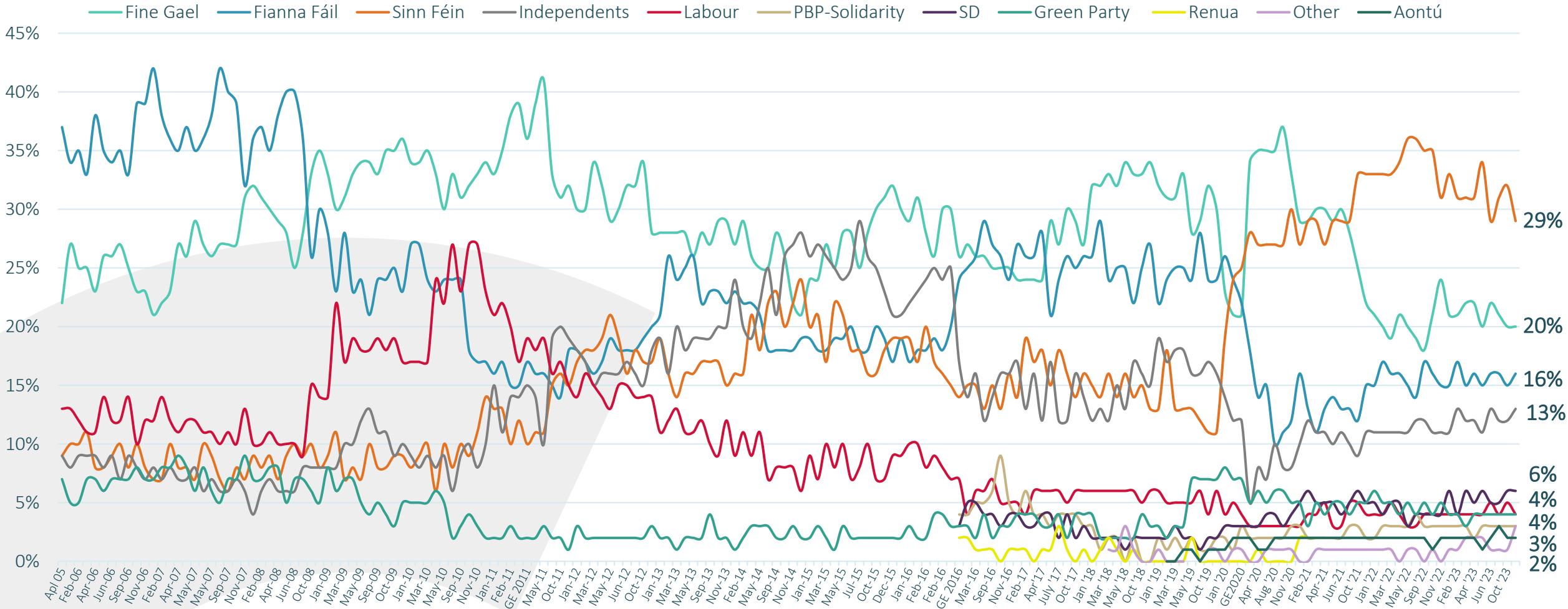


Q. If the general election was tomorrow which party or independent candidate do you think you would give your first preference vote to? (Past vote weighted)

(Base: All adults 18+ who will vote)

First preference vote intention – 2005 to 2023

Note; From GE 2016 Onwards, 'Independents/Others' split out to show PBP-Solidarity, Social Democrats, Aontú, Renua separately



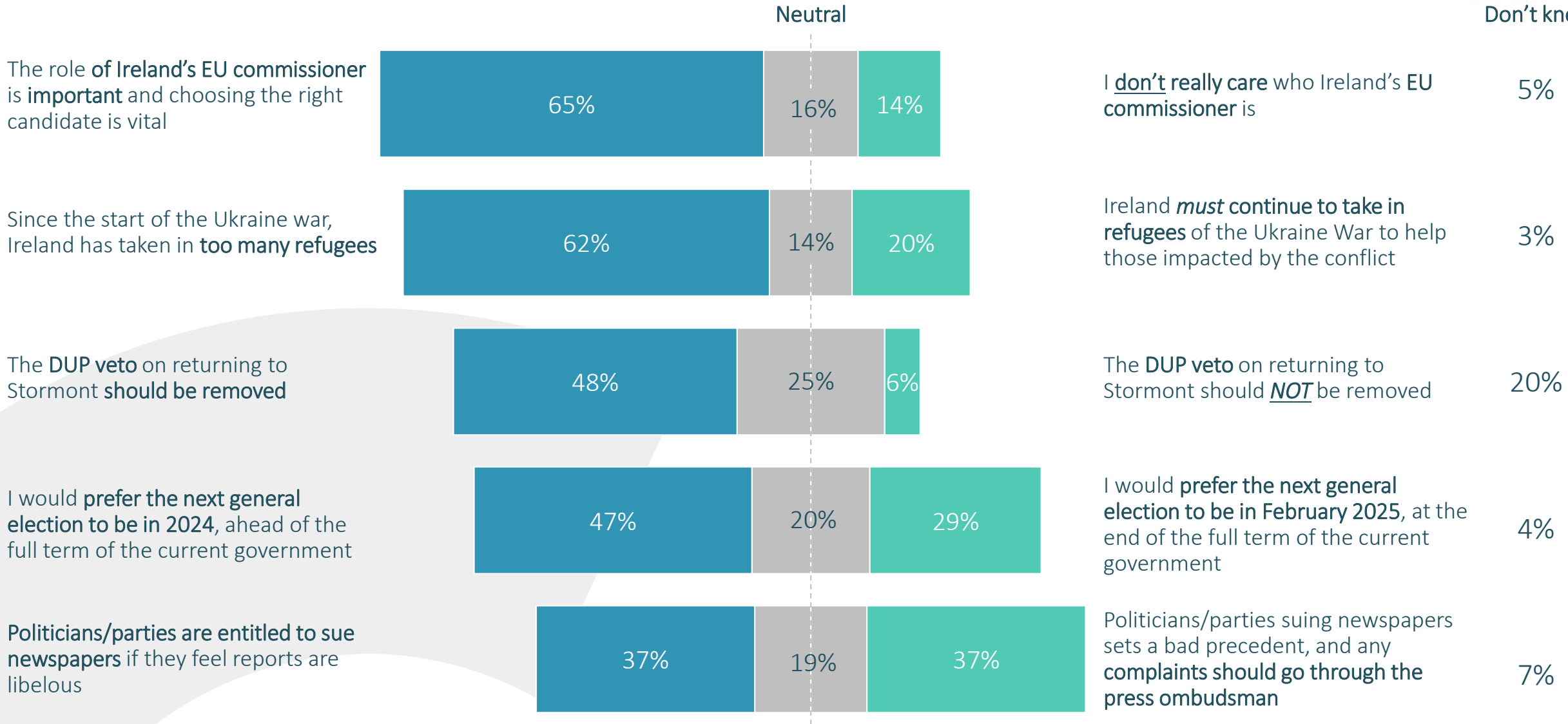
Q. If the general election was tomorrow which party or independent candidate do you think you would give your first preference vote to? (Past vote weighted)

(Base: All adults 18+ who will vote)

02

Attitudes around topical political issues

Views on topical political issues



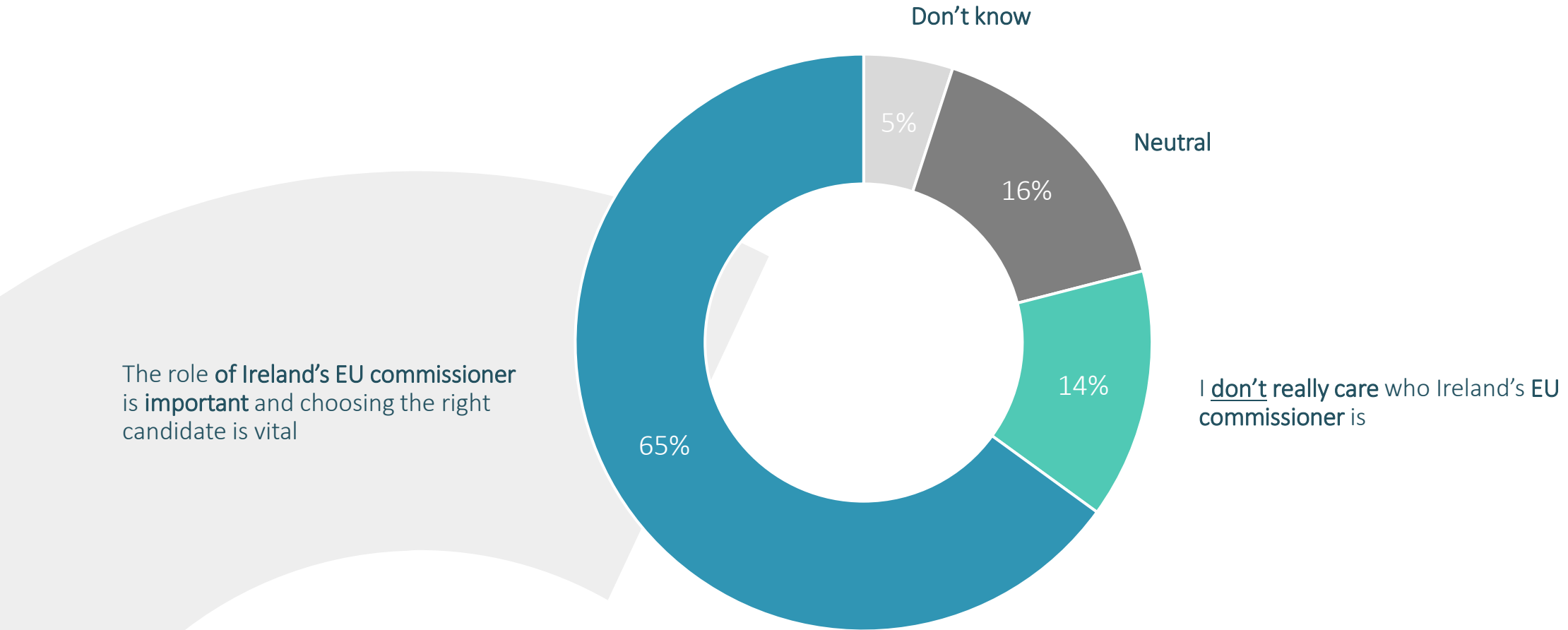
(Base: All adults 18+)

Please pick the statement that best represents your view when it comes to these topics that have been in the news recently

Two thirds believe the EU commissioner role is important

Only 14% say the role of EU commissioner is *not* important

Views on importance of EU Commissioner



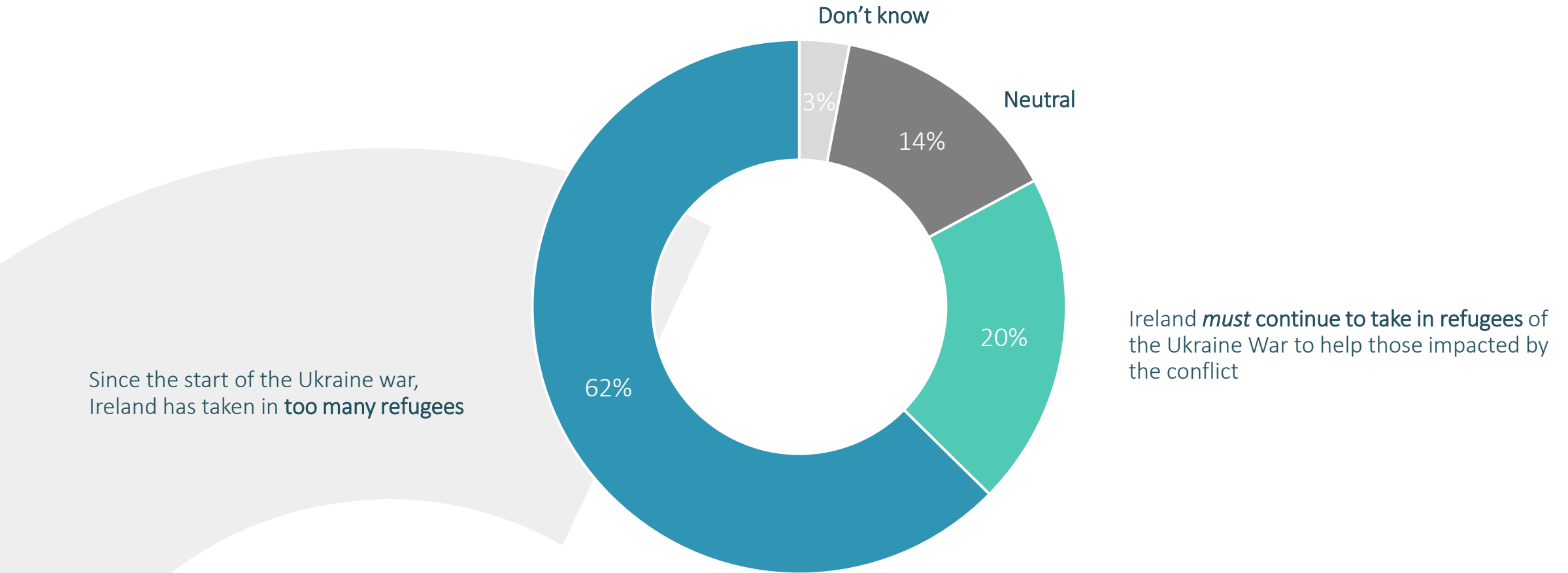
(Base: All adults 18+)

Please pick the statement that best represents your view when it comes to these topics that have been in the news recently

Over 3 in 5 believe we have taken in too many refugees

1 in 5 believe we must continue to take in more refugees, while just under 1 in 5 report not knowing or having no opinion

Views on number of refugees taken into Ireland



(Base: All adults 18+)

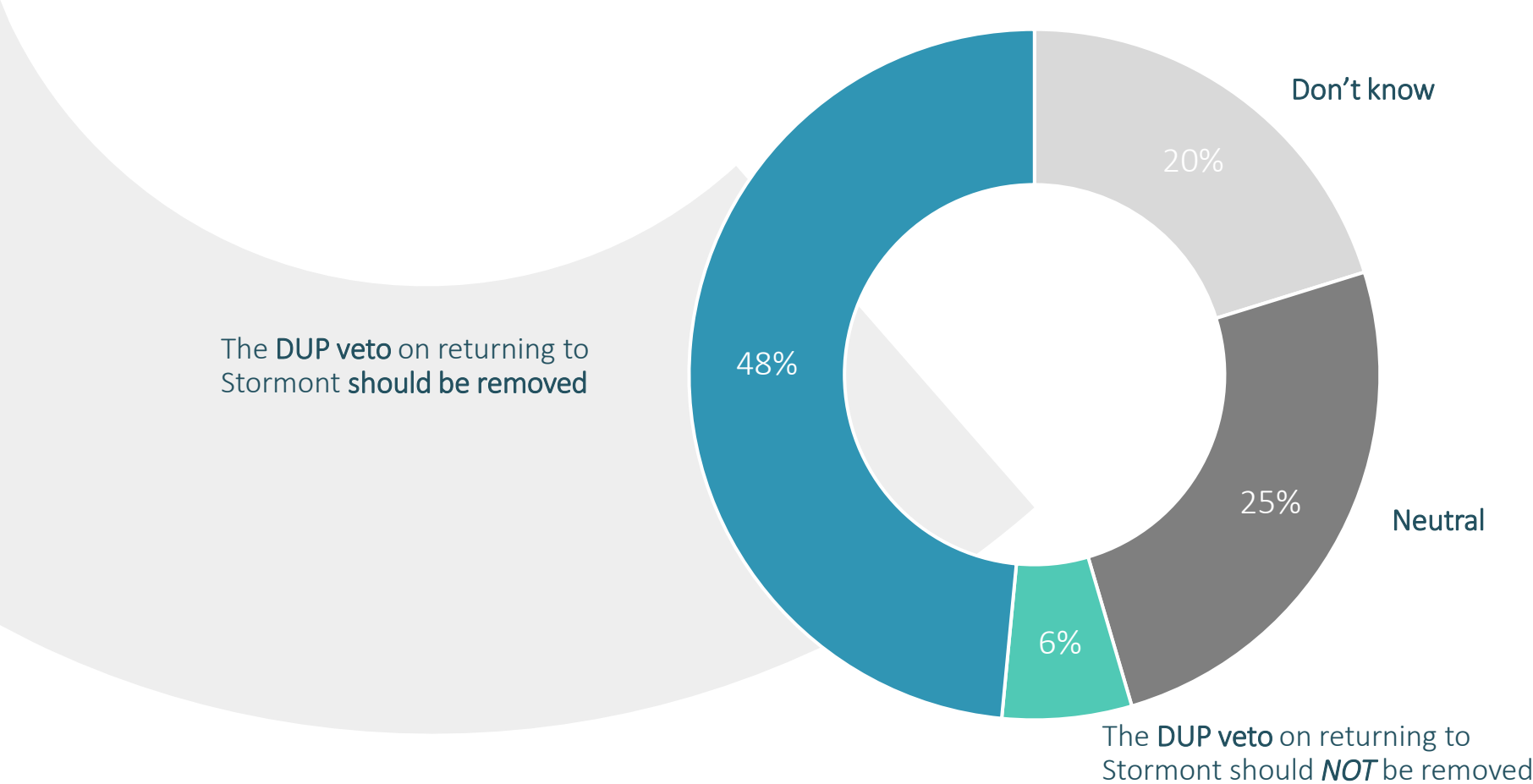
Please pick the statement that best represents your view when it comes to these topics that have been in the news recently

Most with an opinion believe DUP veto should be removed



There is little clarity on the issue with 45% having no opinion or not knowing, but of those with an opinion, the vast majority say the DUP veto in Stormont should be scrapped

Views on DUP veto in Stormont



(Base: All adults 18+)

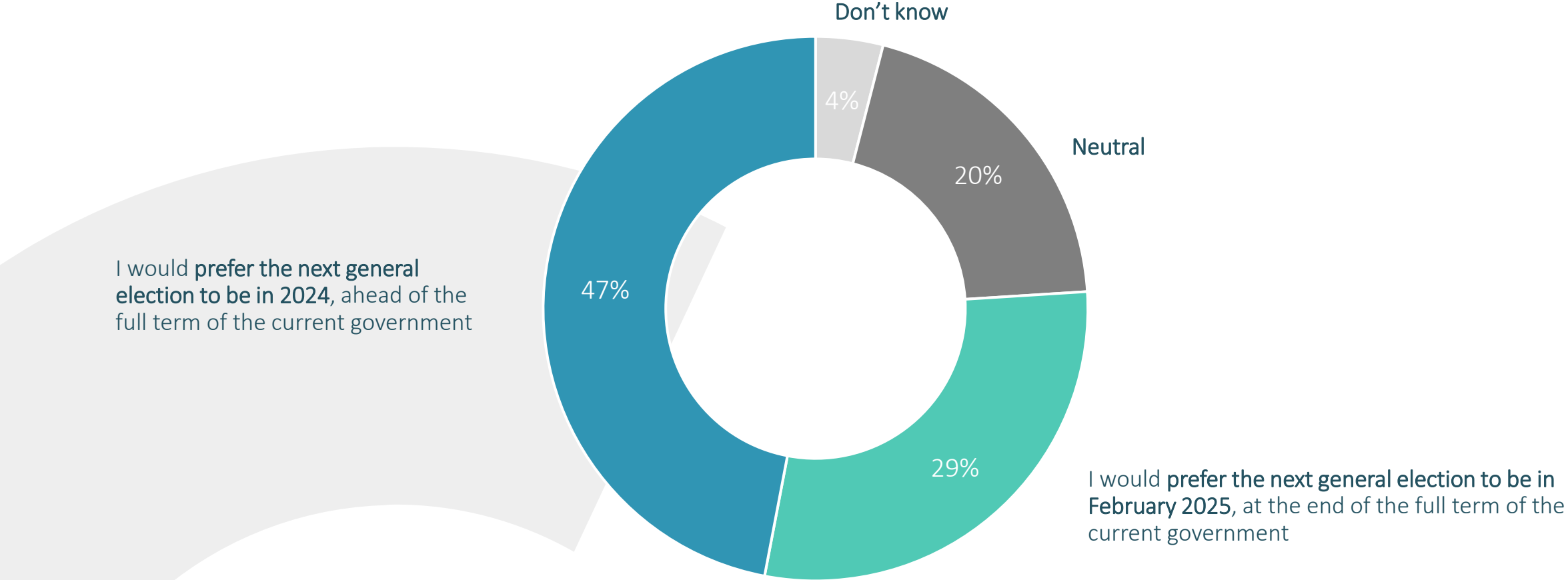
Please pick the statement that best represents your view when it comes to these topics that have been in the news recently



Overall preference for 2024 election

While a quarter don't know or have no opinion, the overall preference among those with an opinion is for the next election to be held sometime in 2024

Views on date for next general election



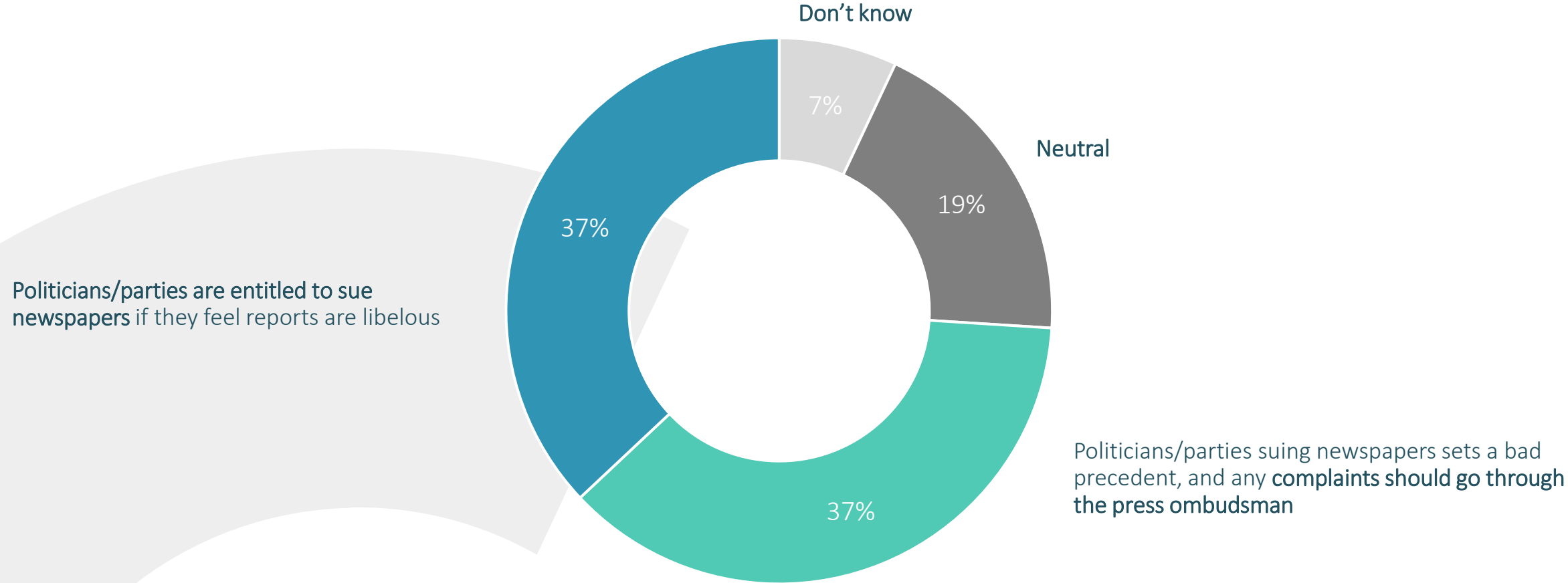
(Base: All adults 18+)

Please pick the statement that best represents your view when it comes to these topics that have been in the news recently

Little consensus on issue of politicians suing media outlets

Just over a third say politicians and parties are entitled to sue newspapers, while the same number say the press ombudsman should deal with such issues, and a quarter have no opinion or don't know

Views on politicians suing media outlets for libel

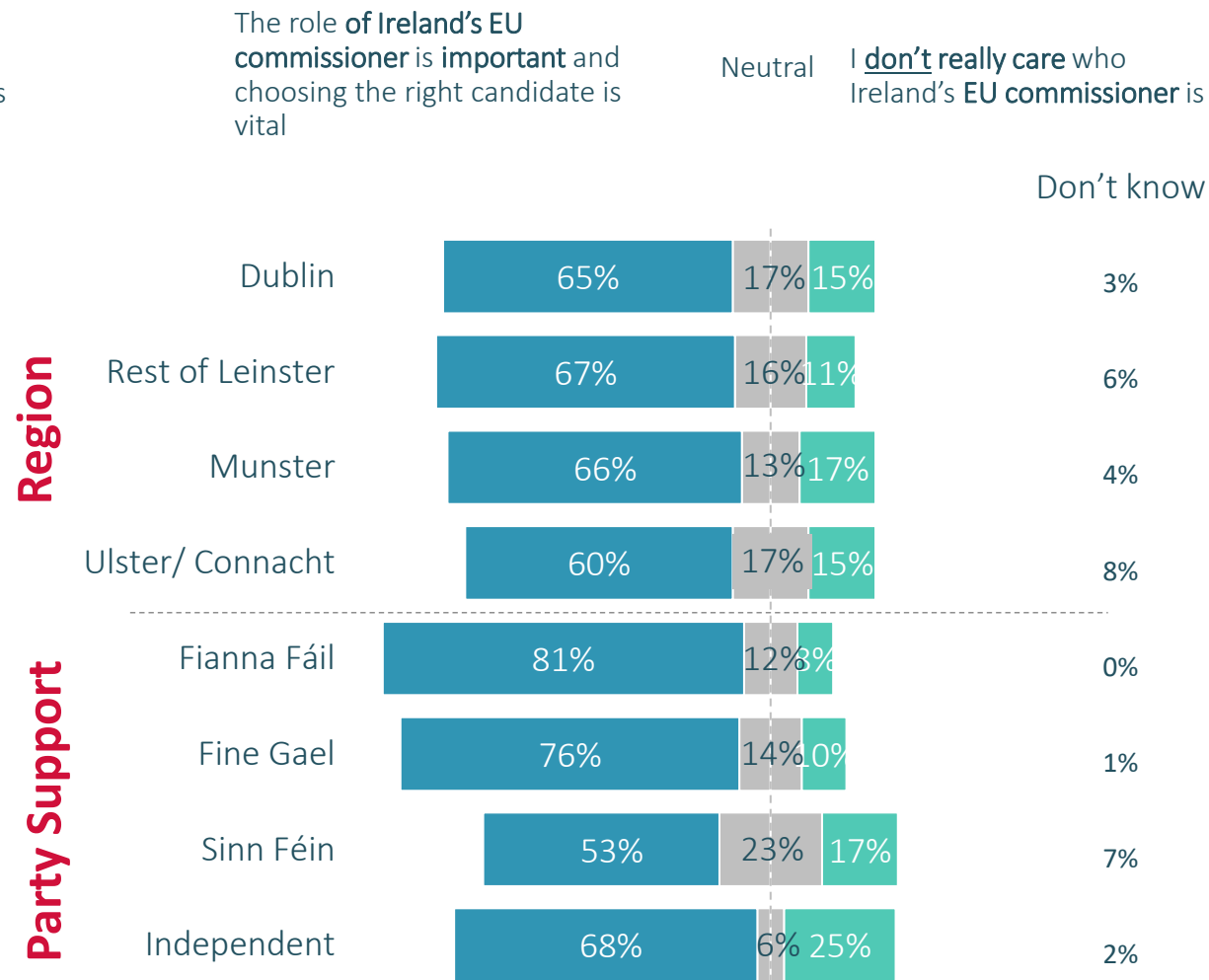
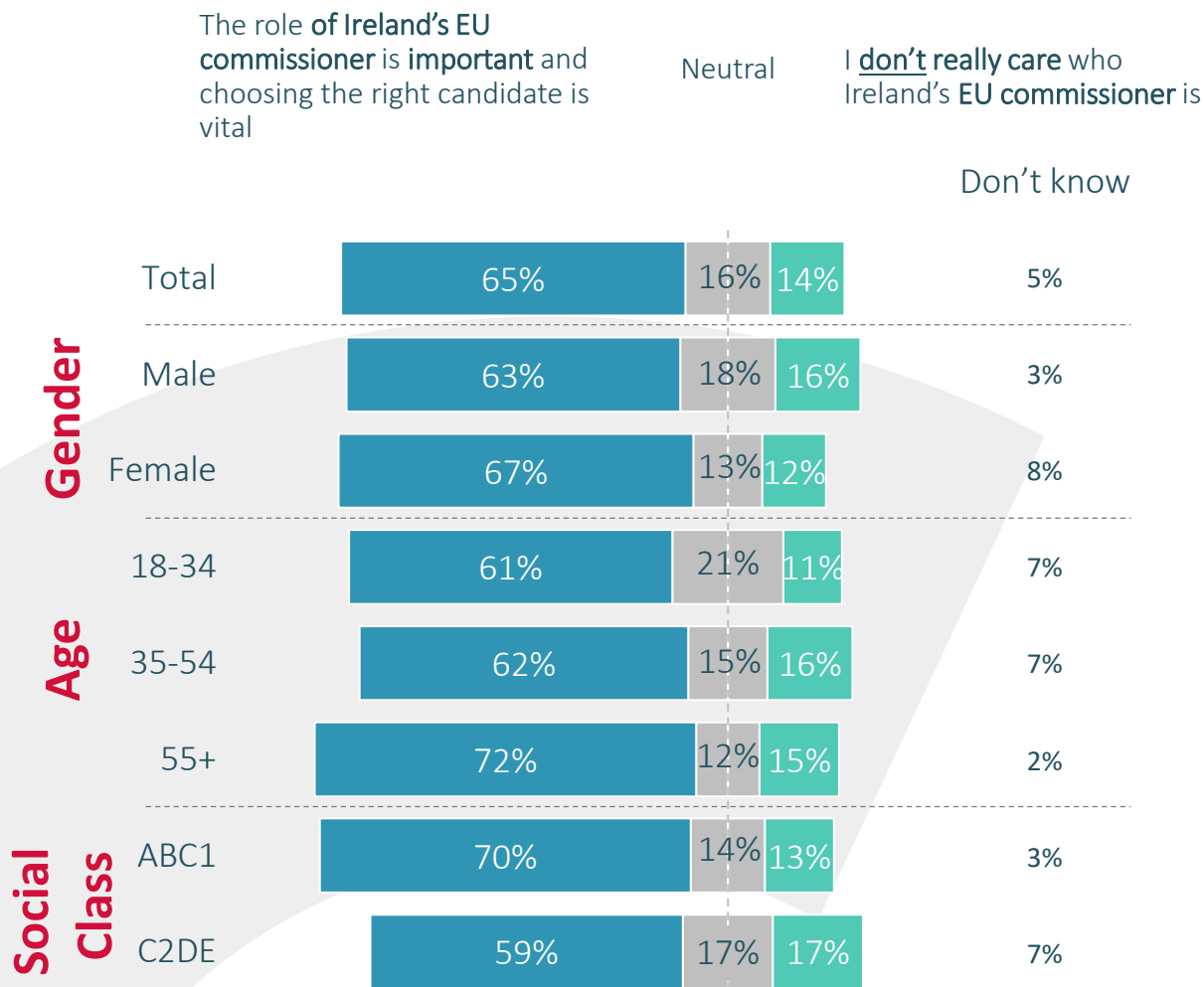


(Base: All adults 18+)

Please pick the statement that best represents your view when it comes to these topics that have been in the news recently

Clear majority believe role of commissioner is vital

Fianna Fáil and Fine Gael voters, over 55s and higher social grades are particularly likely to think the role of EU commissioner is an important one

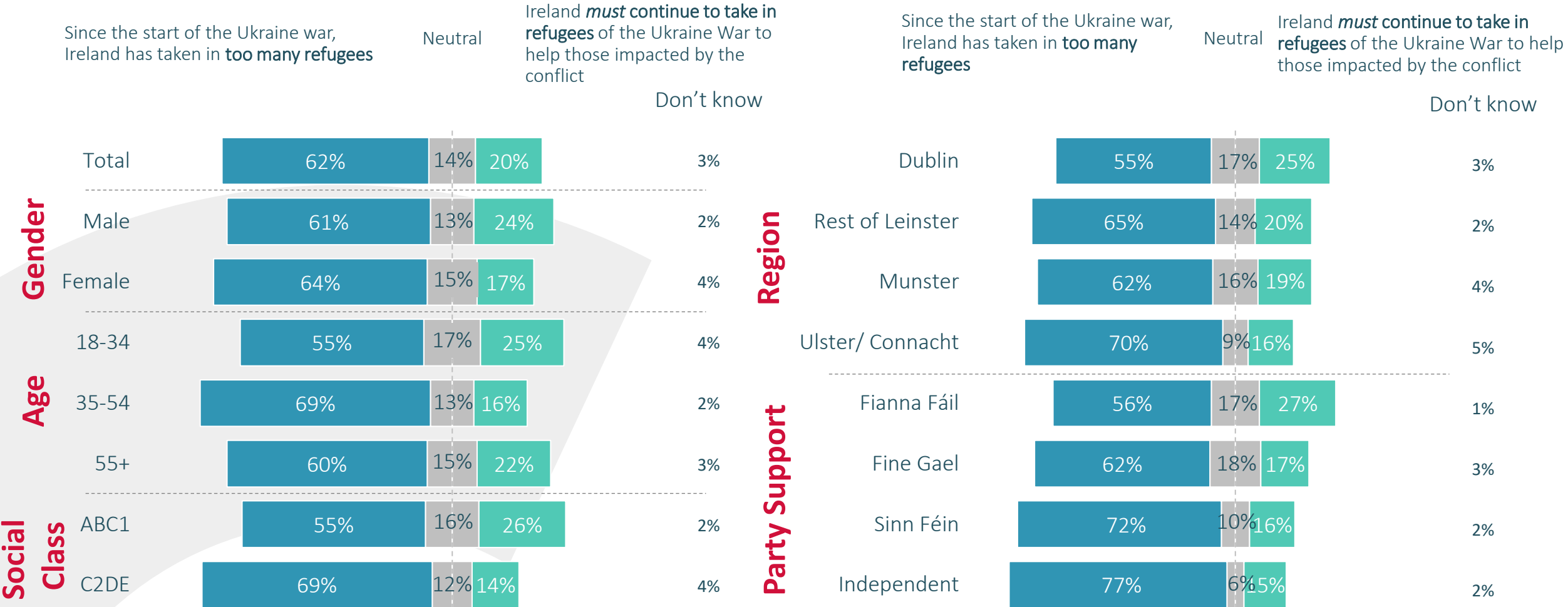


(Base: All adults 18+)

Please pick the statement that best represents your view when it comes to these topics that have been in the news recently

Over 3 in 5 believe we have taken in too many refugees

This belief is particularly prevalent among 25-54 year olds, lower social grades, and Sinn Féin and independent voters

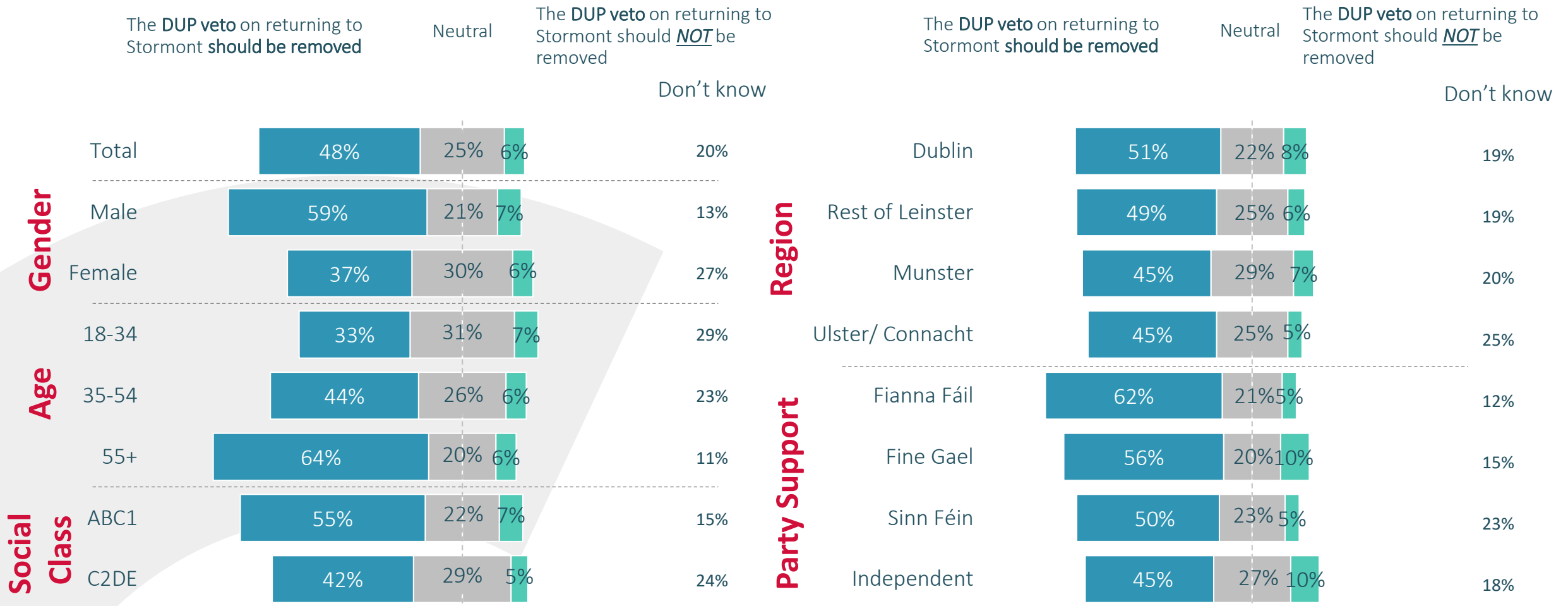


(Base: All adults 18+)

Please pick the statement that best represents your view when it comes to these topics that have been in the news recently

Most with an opinion believe DUP veto should be scrapped

Of those expressing an opinion, almost 9 in 10 say the DUP veto should be scrapped. A large number don't know especially among women, under 54s, and lower social grades.

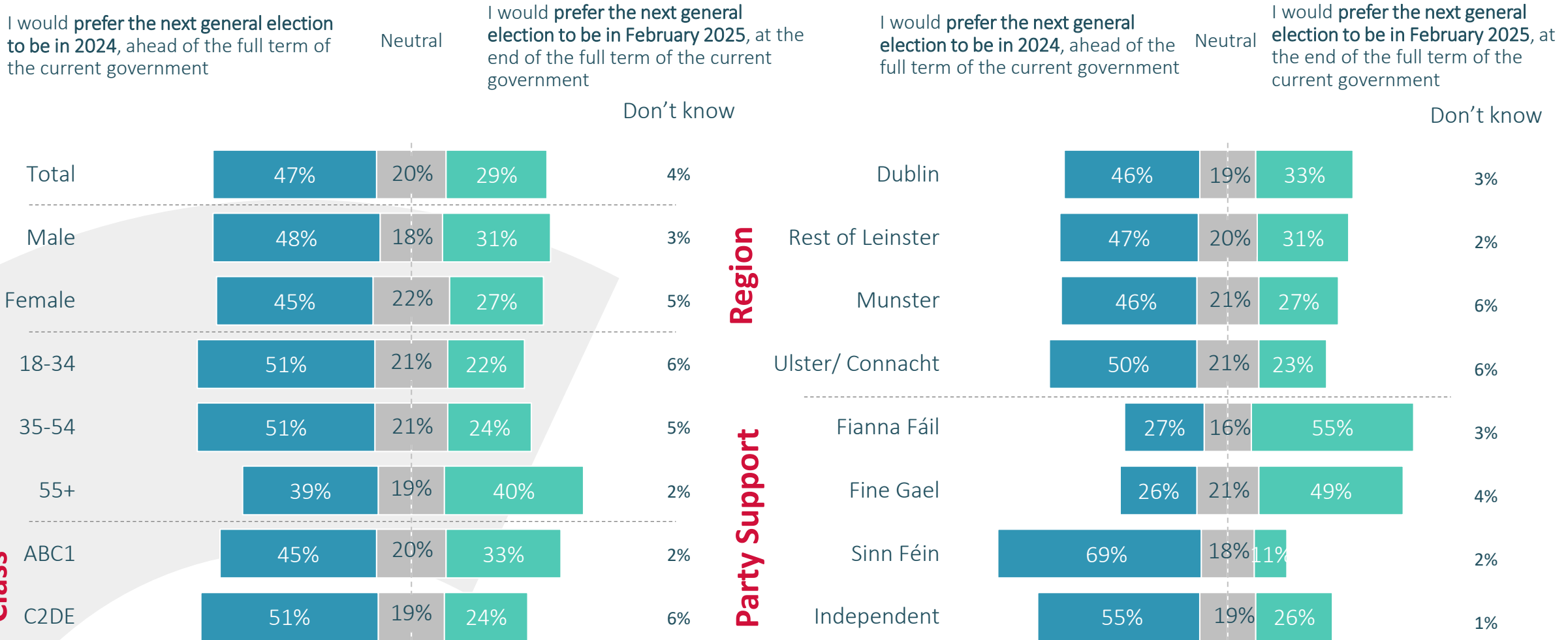


(Base: All adults 18+)

Please pick the statement that best represents your view when it comes to these topics that have been in the news recently

Overall preference is for a 2024 election

While a quarter don't know or have no opinion, the majority view among those with a preference is for a 2024 election, particularly among younger cohorts and Sinn Féin and independent voters

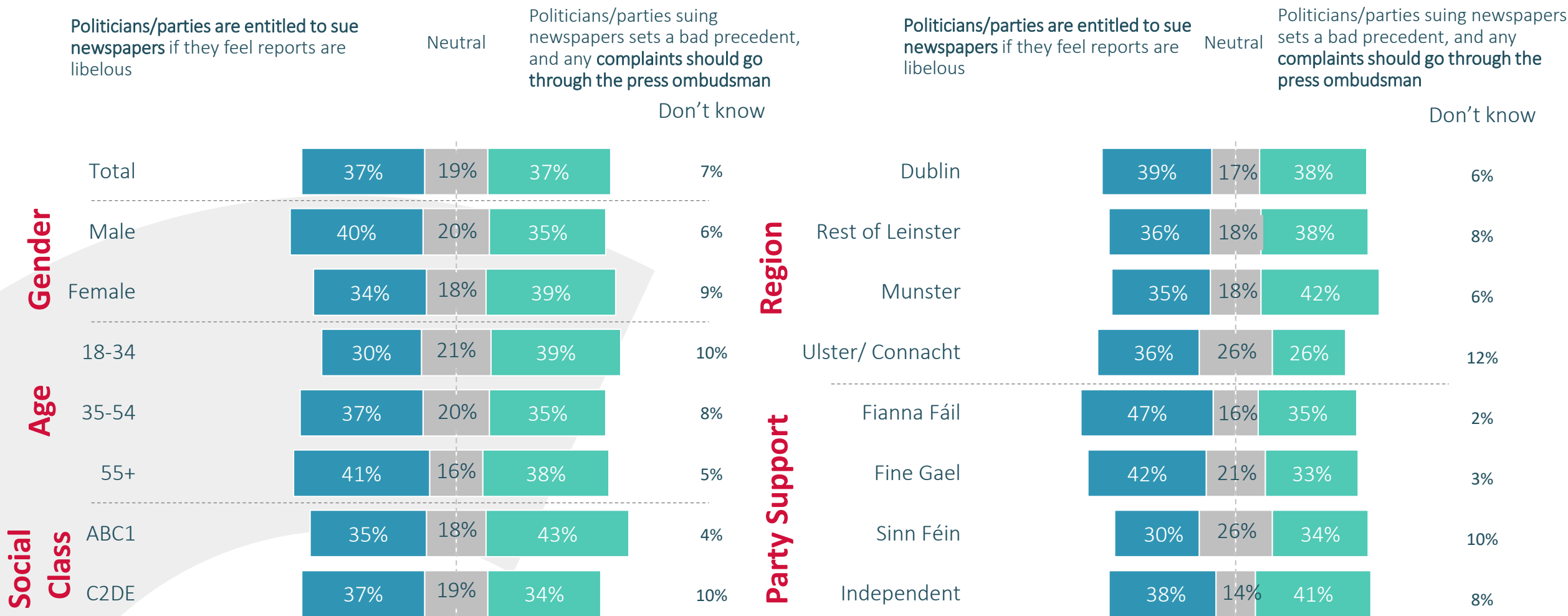


(Base: All adults 18+)

Please pick the statement that best represents your view when it comes to these topics that have been in the news recently

Little consensus on issue of politicians suing media

Of those expressing a preference, half believe politicians are entitled to sue media outlets, with older cohorts, men and Fianna Fáil and Fine Gael voters more likely to believe this



(Base: All adults 18+)

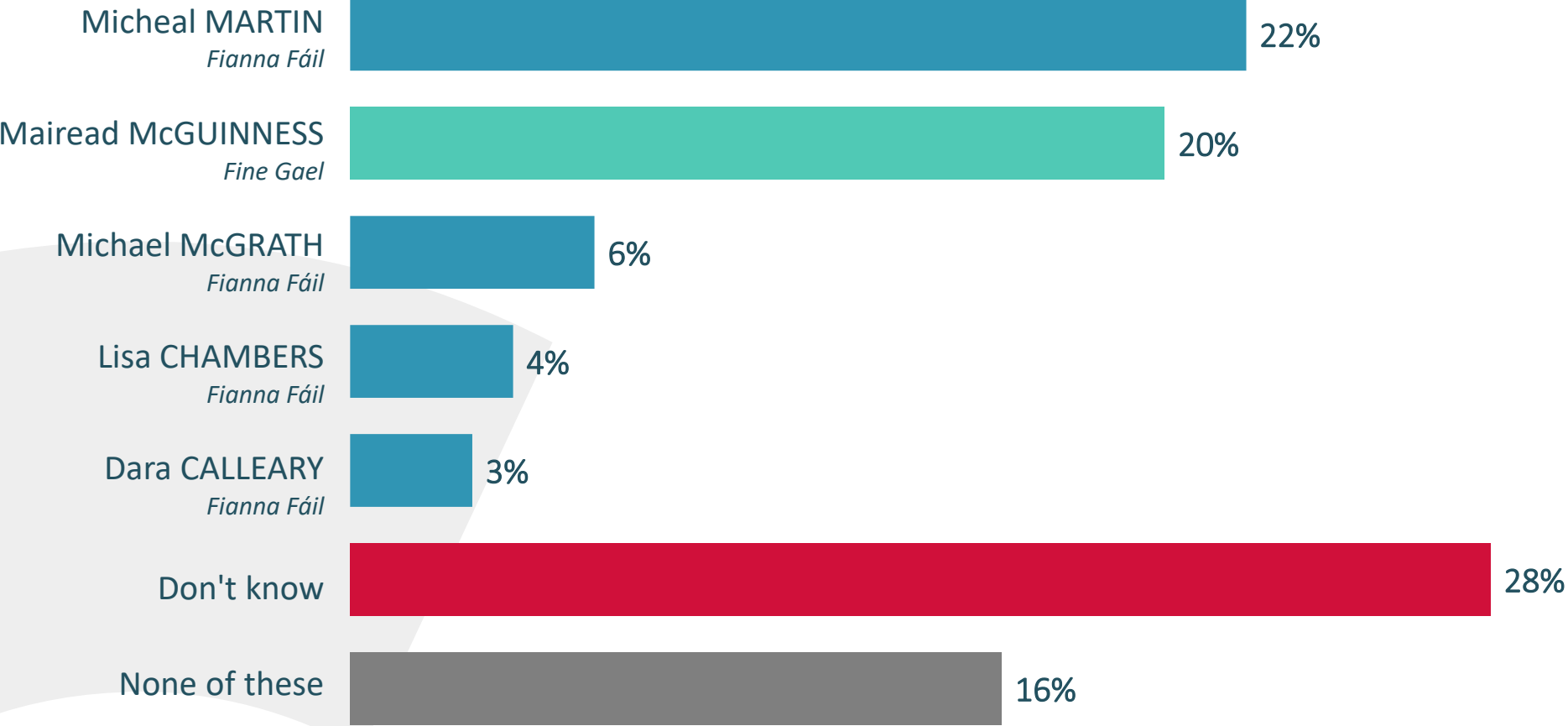
Please pick the statement that best represents your view when it comes to these topics that have been in the news recently

03

Next Irish EU Commissioner

Martin most popular choice for EU commissioner role

Martin is closely followed by McGuinness. Overall a third would prefer one of the Fianna Fáil candidates. 44% don't know or say none of these.

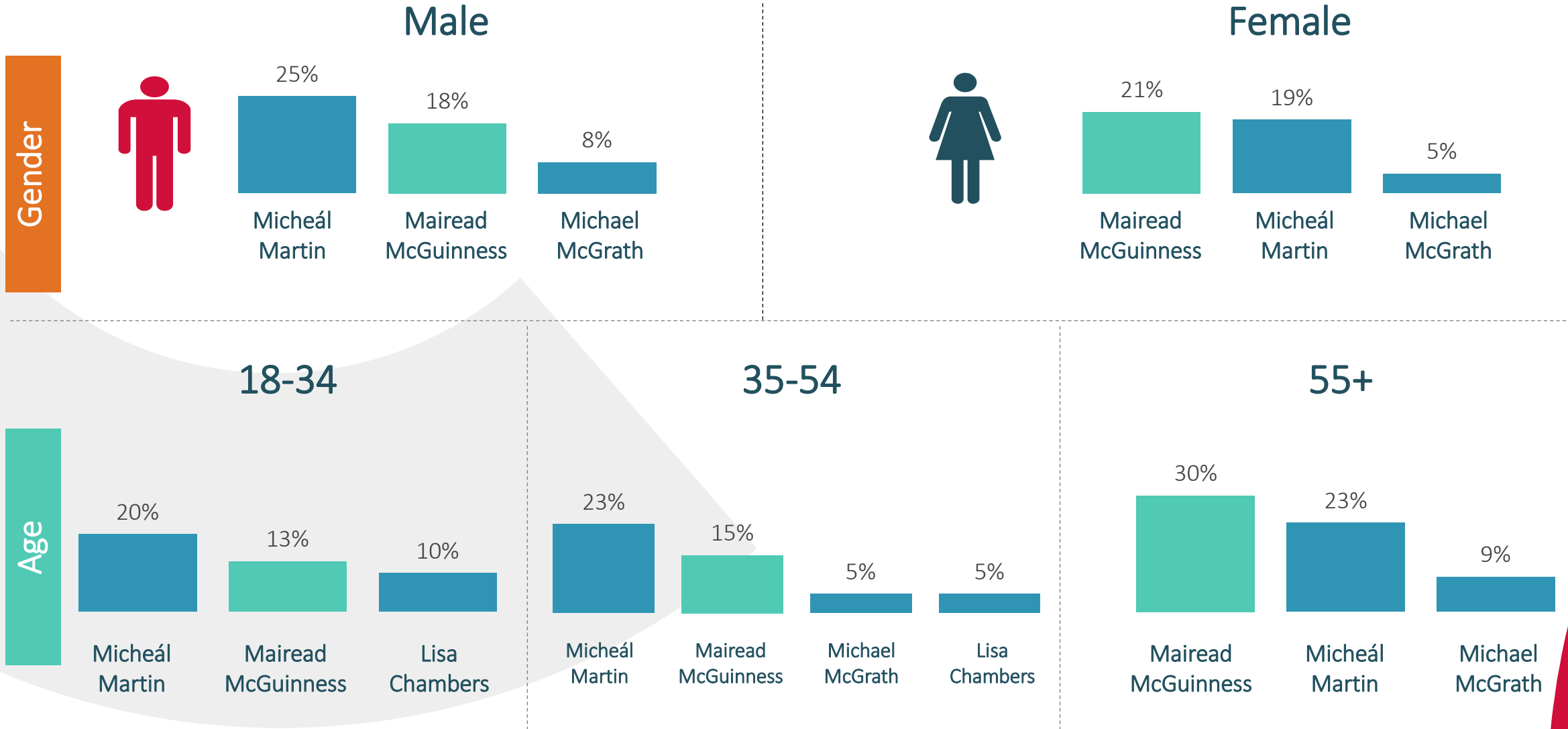


(Base: All adults 18+)

Ireland will select our new EU commissioner in 2024. Of the following candidates that are regarded as potential frontrunners, who do you believe would be best suited for the role?

Martin ahead among men, McGuinness among women

Martin is ahead among under 54s and McGuinness among over 55s



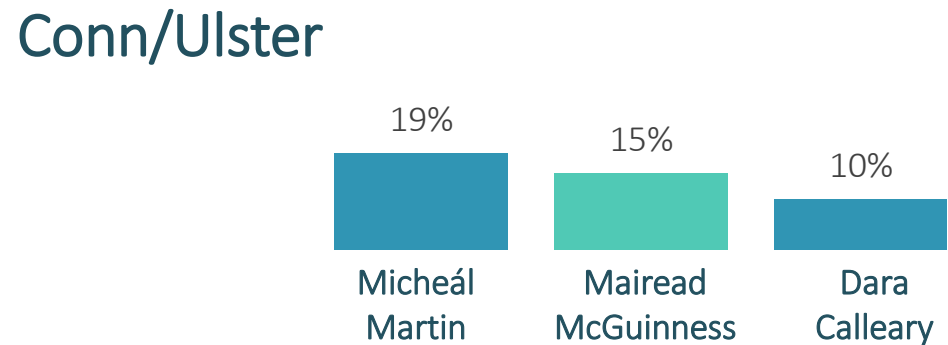
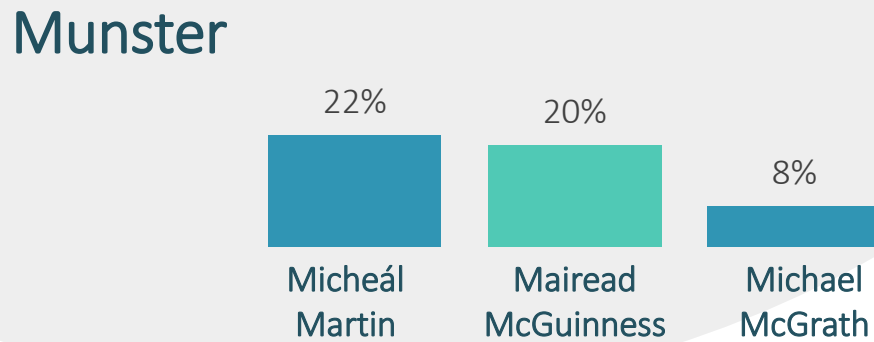
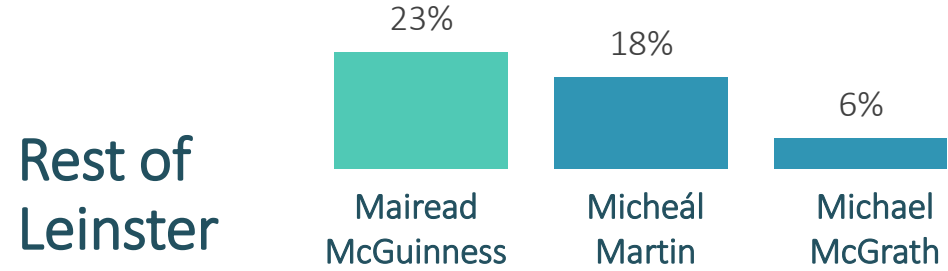
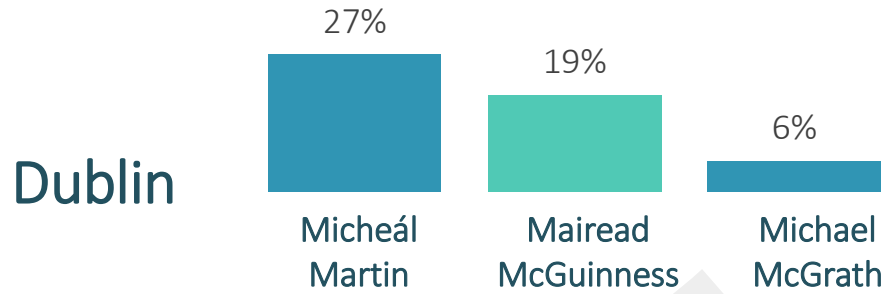
(Base: All adults 18+)

Ireland will select our new EU commissioner in 2024. Of the following candidates that are regarded as potential frontrunners, who do you believe would be best suited for the role?

Martin ahead in all regions except ROL

Calleary enters the top three only in Connaught/Ulster

Region



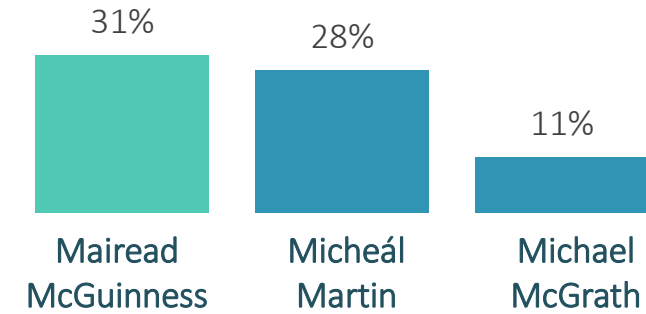
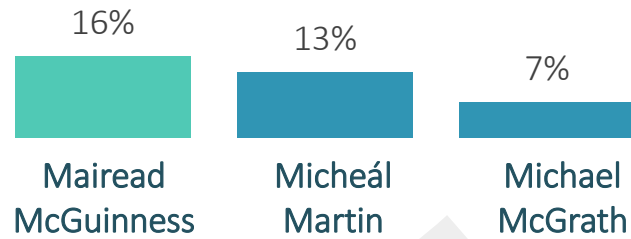
(Base: All adults 18+)

Ireland will select our new EU commissioner in 2024. Of the following candidates that are regarded as potential frontrunners, who do you believe would be best suited for the role?

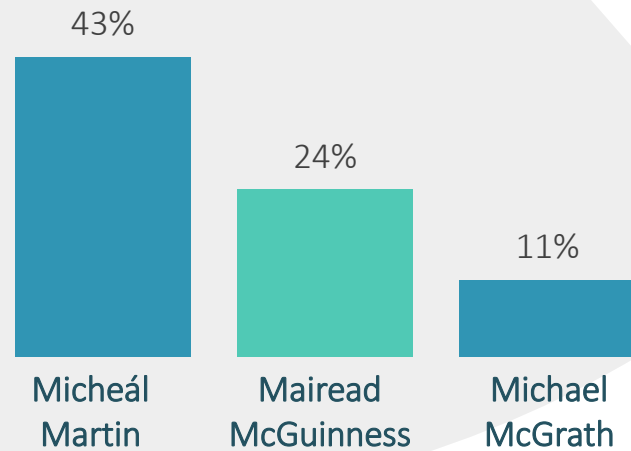
Sinn Féin, Fine Gael and independent voters favour McGuinness



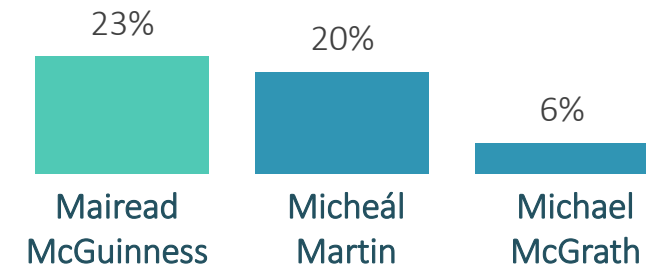
Martin is favoured by Fianna Fáil voters, but is a close second among Fine Gael, Sinn Féin and independent voters as well



Party Support



Independent



(Base: All adults 18+)

Ireland will select our new EU commissioner in 2024. Of the following candidates that are regarded as potential frontrunners, who do you believe would be best suited for the role?



05

About RED C

RED C are premier providers of research-based consultancy



RED C Ireland

Our founding agency is the largest independent market research agency in the Republic of Ireland with a staff of close to 50



RED C UK

Our fast-growing UK agency Directors all have over 20 years experience in research across multiple markets



(Worldwide Independent Network of Market Research)

Partner agencies in 41 markets across the globe help us design international projects with local market insights



We help brands grow by clearly understanding human needs and behaviour



Understanding Behaviour

We measure behaviour, needs, and attitudes to better understand opportunities and target the market



Building Brands


We know how to build brands, through mental availability, distinctiveness, emotional connections and differentiation.



Improving Experiences

We map customer journeys, understand pain points, and monitor moments of truth to help you delight and retain customers.

Underpinned by understanding of real human behaviour, and using a set of specially designed products



System 1



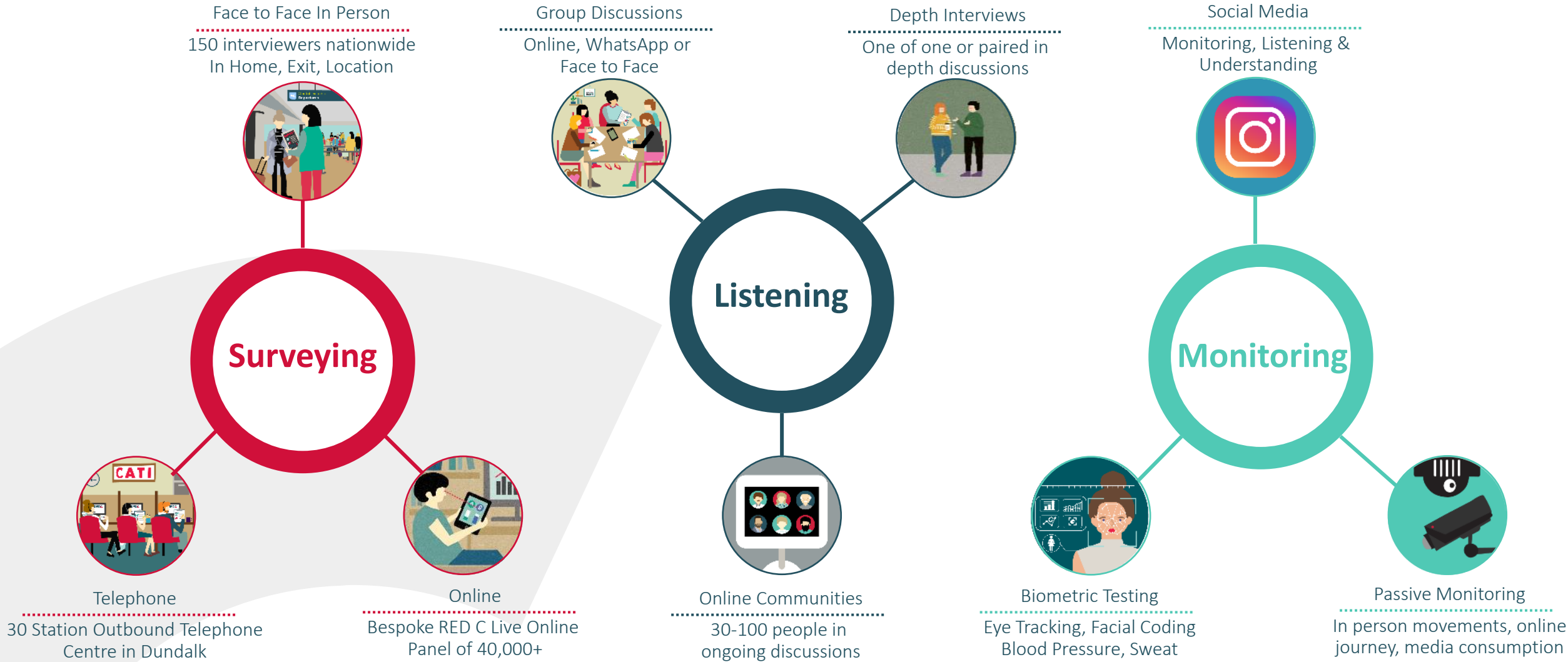
RED Star

In markets across the world



RESEARCH
EVALUATION
DIRECTION
CLARITY

Using a variety of techniques to uncover & understand



RESEARCH
EVALUATION
DIRECTION
CLARITY

See More, Clearly

REDC

