



Exit Poll for the European Elections, Local Election and Divorce Referendum

*Pobalbhreith Iar-Vótála i leith na dToghchán Eorpach,
Áitiúil agus an Reifreann maidir le Colscaradh*

24 Bealtaine 2019



REDC

Methodology and Weighting

Modheolaíocht agus Ualú

Sample Size

The results of this exit opinion poll are based upon a representative randomly selected sample of 3,016 eligible voters in the elections of 24th May 2019.

Accuracy

In a truly random and representative sample, the margin for error at 95% confidence for the total sample of 3,016 should be a minimum of + or - 2%.

However, the approach to opinion and exit polling does not provide for a 100% random sample. All polls are subject to a wide range of potential sources of error, due to issues such as refusal levels and location choice. As such the margin for error could be somewhat higher than this, at more like + or - 3%.

Fieldwork

Interviews were conducted face to face with randomly selected voters outside polling stations throughout the hours of 7.00am to 9.30pm in accordance with the 1992 Electoral Act. One standard questionnaire was used at all polling stations (see Appendix B)

All those selected for interview had already voted, and were approached outside polling stations after voting. No interviews were conducted within 100 yards of any polling station.

If a voter refused to be interviewed, the interviewer made a note of general demographics and tried to recruit a similar substitute as soon as possible.

Location

A random selection of polling stations was selected to complete interviews at, proportionate to the latest electorate data within ED's in each of the forty constituencies across the country.

Choice of polling stations was stratified by population, urban vs. rural population density and spread by time of day within each constituency.

In total interviewing was conducted at 156 polling stations nationwide.

Weighting & Reporting

Data quality checks were made throughout the day of voting, as results were uploaded automatically to RED C's central server.

Having checked the data RED C weighted the data on regional weights based on the electorate data.

Publication

Extracts from the report may be quoted or published on condition that due acknowledgement is given to RTÉ, TG4 and RED C.

Tables of Report Contents

Q	European Election Questions	Page
Q.1a	The names of the candidates standing in the European Election are shown on the attached ballot paper, can you tell me which of these candidates you gave your first preference vote?	
Q.1b	And which of the candidates, if any, did you give a second preference vote to?	
Q.4	What factor was most important to you in deciding which candidate to vote for in the European Election? And what other factors were important?	

Q	Local Election Questions	Page
Q.2	For which of these parties or candidates did you give your first preference vote in the local elections?	
Q.5	What factor was most important to you in deciding which candidate to give your first preference vote for in the Local Election ? And what other factors were important?	

Q	Divorce Referendum Questions	Page
Q.3	Did you vote in favour or against the referendum proposal to amend the constitution on the dissolution of marriage (divorce) bill?	

Q	General Election Vote Intention Questions	Page
Q.10	These parties or candidates will fight a general election in your area. If the general election was tomorrow which party or independent candidate do you think you would give your first preference vote?	

Q	Impact on Vote Questions	Page
Q.6a	Which of the following sources of information were important to you when making your decision as to how to vote in these elections?	
Q.6b	On a scale of 0 to 10, where 0 means it had no impact at all, & 10 means it had a significant impact, what impact did the coverage of the elections from RTÉ across media platforms have on your understanding of the issues and how you would vote today?	
Q.7	How much do you agree or disagree with each of the following statements that other people made about issues during the campaign?	
Q.8a	Generally speaking, do you think that things in Ireland are going in the (ROTATE) right direction, or do you feel things are going in the wrong direction?	
Q.8b	If there was a referendum on a United Ireland tomorrow, would you vote yes in favour of a United Ireland, or no against a United Ireland?	

Q	Irish Language Questions	Page
Q.9a	On a scale of 0 to 10, where 0 means not at all important, & 10 means extremely important, how important do you think it is that the Irish language continues to be used, promoted and protected?	
Q.9b	Which of the following are important to ensuring that the Irish language continues to be used, promoted and protected?	



European Election Vote
An Vóta sna Toghcháin Eorpacha

Methodology – European Elections

Modheolaíocht – Toghchán Eorpach

Sample Size

The results of this exit opinion poll for the European Elections are based upon a representative randomly selected sample of 1,007 eligible voters in the Midlands North West constituency, 1,060 eligible voters in the South constituency and 1,085 eligible voters in the Dublin Constituency.

Tá torthaí na pobabhreithe iar-vótála seo ar na Toghcháin Eorpacha bunaithe ar shamplaí ionadaíocha do lucht vótála incháilithe sna toghcheantair An Lár Tíre – An tIarthuaisceart, An Deisceart agus Baile Átha Cliath.

Accuracy

In a truly random and representative sample, the margin for error at 95% confidence for the Midlands North West constituency of 1,007 should be a minimum of + or - 3%, for the South constituency of 1,060 should be a minimum of + or - 3% and for the Dublin Constituency of 1,085 should be a minimum of + or - 3%.

However, the approach to polling does not provide for a 100% random sample. All polls are subject to a range of potential sources of error, such as refusal levels and location choice. As such the margin for error could be somewhat higher than this, at more like + or - 4%

European Election – 1st Preference – Midlands North West

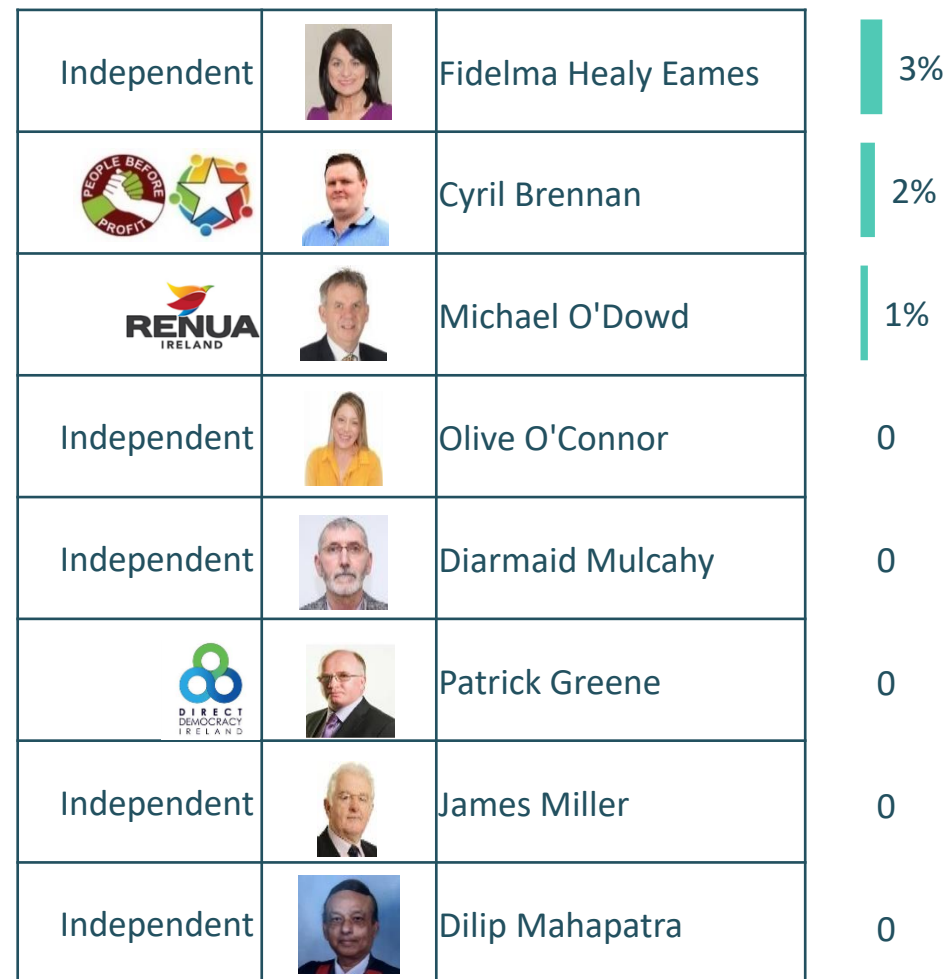
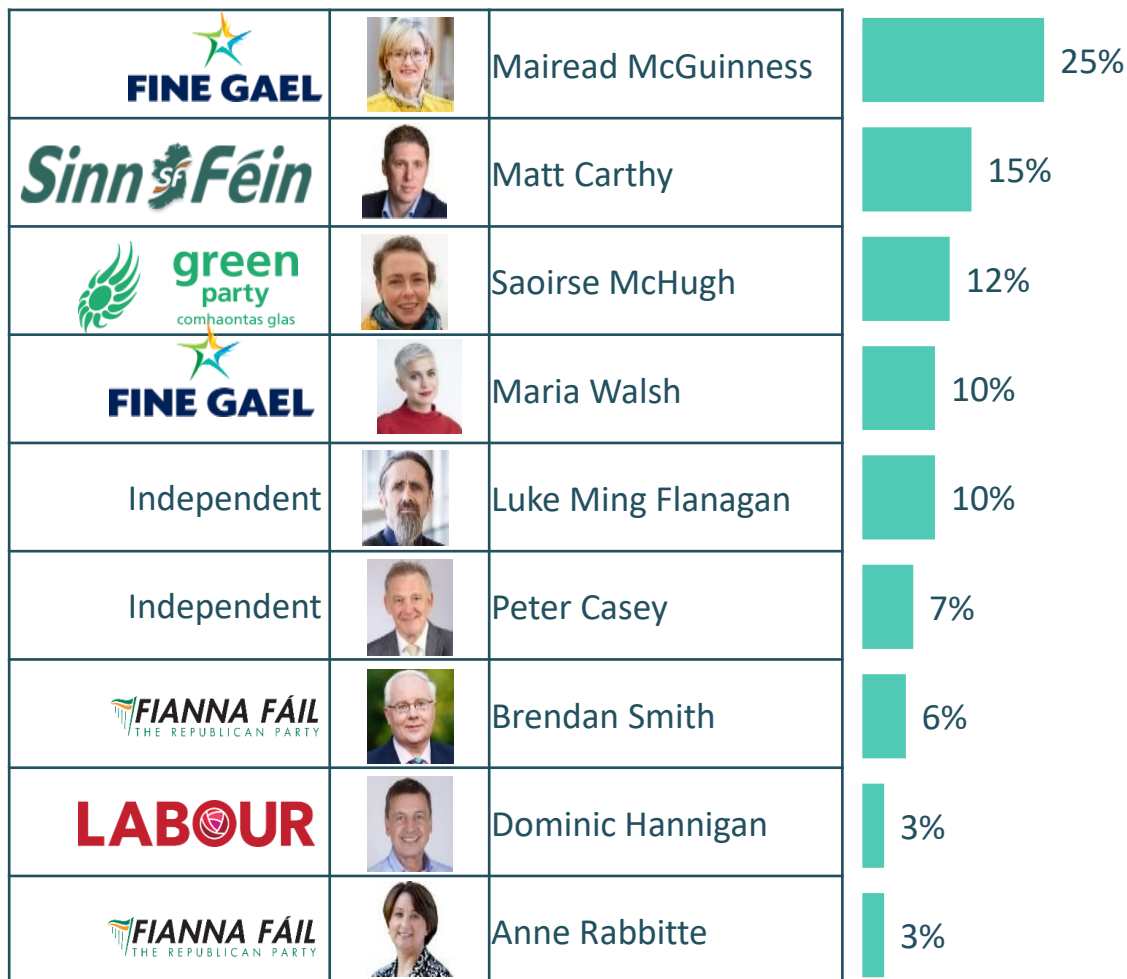
Toghchán Eorpach – 1ú Rogha – An Lár Tíre/An tIarthuaisceart

The names of the candidates standing in the European Election are shown on the attached ballot paper, can you tell me which of these candidates you gave your first preference vote?

(Base: All European Citizens 18+ Who Voted in the Midlands North West Constituency in the European Election, n = 1,007)

First Preference

1ú Rogha



European Election – 1st Preference – Midlands North West

Toghchán Eorpach – 1ú Rogha – An Lár Tíre/An tIarthuaisceart

The names of the candidates standing in the European Election are shown on the attached ballot paper, can you tell me which of these candidates you gave your first preference vote?

(Base: All European Citizens 18+ Who Voted in the Midlands North West Constituency in the European Election, n = 1,007)

Top Candidates	Total	Gender		Age						Social Class		
		Male	Female	18-24	25-34	35-44	45-54	55-64	65+	ABC1	C2DE	F
N=	1,007	570	437	52	134	190	245	179	207	469	483	51
Mairead McGuinness (Fine Gael)	25%	24%	26%	12%	18%	21%	24%	27%	35%	28%	21%	31%
Matt Carthy (Sinn Fein)	15%	16%	14%	19%	14%	15%	15%	19%	11%	10%	19%	20%
Saoirse McHugh (Green Party)	12%	11%	14%	23%	17%	14%	10%	10%	8%	17%	8%	0
Luke Ming Flanagan (Independent)	10%	13%	7%	14%	14%	14%	10%	9%	5%	8%	12%	14%
Maria Walsh (Fine Gael)	10%	9%	12%	15%	10%	12%	10%	11%	7%	12%	9%	5%
Peter Casey (Independent)	7%	8%	7%	5%	8%	5%	7%	9%	9%	6%	9%	6%
Brendan Smith (Fianna Fail)	6%	7%	5%	0	4%	3%	6%	4%	12%	6%	9%	6%

	Total	Region				Location		Party Preference				
		Dublin	Rest of Leinster	Munster	Conn./Ulster	Urban	Rural	Fianna Fáil	Fine Gael	Sinn Féin	Labour	Independents
N=	1,007	0	444	0	563	496	511	209	273	155	41	107
Mairead McGuinness (Fine Gael)	25%	0	33%	0	19%	24%	25%	18%	55%	3%	13%	7%
Matt Carthy (Sinn Fein)	15%	0	13%	0	17%	12%	18%	7%	1%	72%	0	9%
Saoirse McHugh (Green Party)	12%	0	11%	0	13%	14%	11%	6%	3%	4%	13%	10%
Luke Ming Flanagan (Independent)	10%	0	8%	0	12%	11%	10%	11%	5%	8%	14%	23%
Maria Walsh (Fine Gael)	10%	0	6%	0	13%	8%	12%	7%	24%	3%	3%	7%
Peter Casey (Independent)	7%	0	6%	0	8%	8%	7%	10%	4%	6%	4%	21%
Brendan Smith (Fianna Fail)	6%	0	8%	0	4%	6%	6%	24%	1%	0	0	1%

N.B. SMALL BASE SIZE – TREAT RESULTS WITH CAUTION – INDICATION ONLY



























European Election – 1st & 2nd Preference – Midlands North West




















Toghchán Eorpach – 1ú & 2ú Rogha – An Lár Tíre/An tIarthuaisceart

The names of the candidates standing in the European Election are shown on the attached ballot paper, can you tell me which of these candidates you gave your first preference vote?
And which of the candidates, if any, did you give a second preference vote to?

(Base: All European Citizens 18+ Who Voted in the Midlands North West Constituency in the European Election, n = 1,007)

First Preference	1ú Rogha
Second Preference	2ú Rogha

		Mairead McGuinness	 25%
		Matt Carthy	 15%
		Saoirse McHugh	 12%
		Maria Walsh	 10%
Independent		Luke Ming Flanagan	 14%
Independent		Peter Casey	 10%
Independent		Brendan Smith	 7%
		Anne Rabbitte	 7%
		Dominic Hannigan	 3%
			 5%

Independent		Fidelma Healy Eames	 3%
		Cyril Brennan	 2%
		Michael O'Dowd	 2%
Independent		Olive O'Connor	 1%
Independent		Diarmaid Mulcahy	 0%
		Patrick Greene	 1%
Independent		James Miller	 0%
Independent		Dilip Mahapatra	 1%

2nd Preference X 1st Preference - Midlands North West

2ú Rogha X 1ú Rogha - An Lár Tíre/An tIarthuaisceart

Q1a. The names of the candidates standing in the European Election are shown on the attached ballot paper, can you tell me which of these candidates you gave your first preference vote?

Q1b. And which of the candidates, if any, did you give a second preference vote to?

(Base: All European Citizens 18+ Who Voted in the Midlands North West Constituency in the European Election, n = 1,007)

1 st Preference								
	Mairead McGuinness (Fine Gael)	Maria Walsh (Fine Gael)	Saoirse McHugh (Green Party)	Matt Carthy (Sinn Fein)	Luke Ming Flanagan (Independent)	Peter Casey (Independent)	Brendan Smith (Fianna Fail)	
Base Size:	256	100	124	145	104	77	60	
2 nd Preference	Mairead McGuinness (Fine Gael)		42%	20%	7%	19%	5%	7%
	Maria Walsh (Fine Gael)	38%		13%	3%	12%	9%	2%
	Saoirse McHugh (Green Party)	13%	8%		4%	11%	2%	0
	Matt Carthy (Sinn Fein)	5%	3%	7%		17%	11%	4%
	Luke Ming Flanagan (Independent)	7%	12%	11%	27%		26%	8%
	Peter Casey (Independent)	7%	7%	4%	12%	11%		5%
	Brendan Smith (Fianna Fail)	6%	1%	3%	4%	2%	4%	
	No 2 nd Pref given	11%	14%	12%	24%	18%	16%	10%

N.B. SMALL BASE SIZE – TREAT RESULTS WITH CAUTION – INDICATION ONLY

European Election – 1st Preference – South

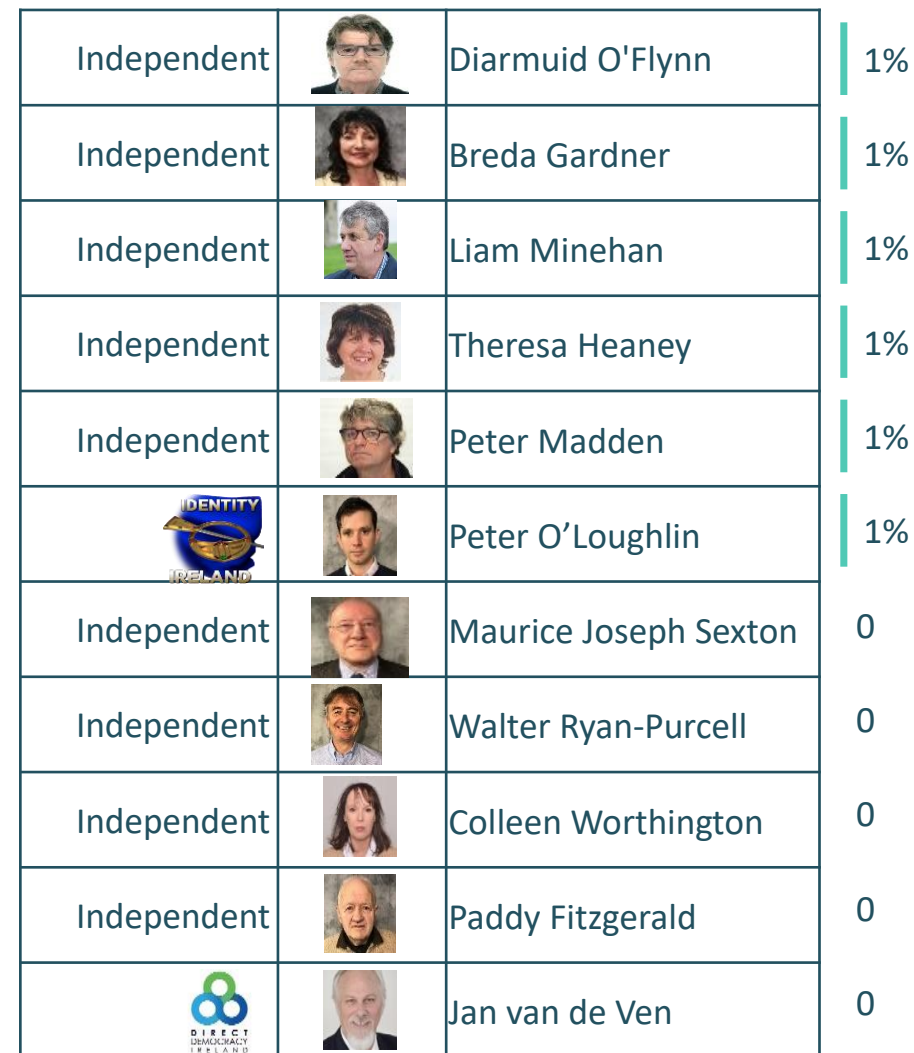
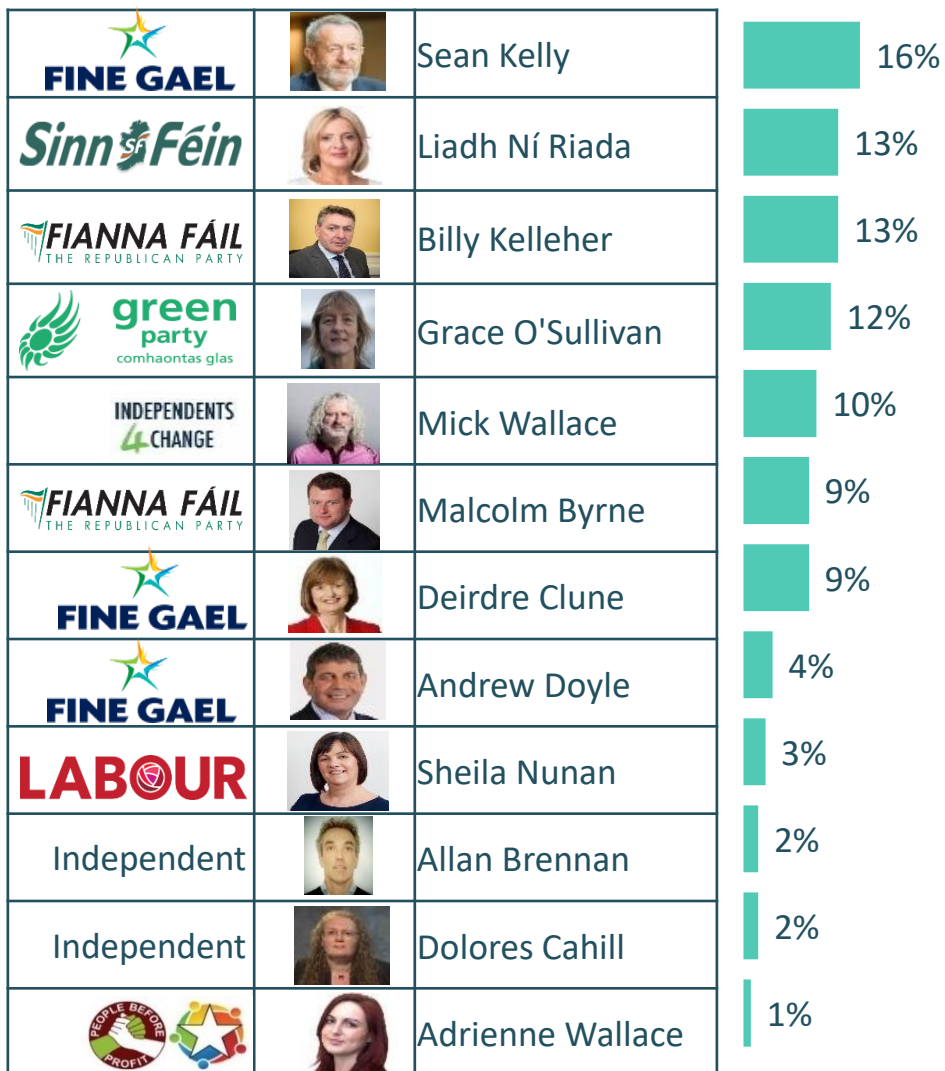
Toghchán Eorpach – 1ú Rogha – An Deisceart

The names of the candidates standing in the European Election are shown on the attached ballot paper, can you tell me which of these candidates you gave your first preference vote?

(Base: All European Citizens 18+ Who Voted in the South Constituency in the European Election, n = 1,060)

First Preference

1ú Rogha



European Election – 1st Preference – South

Toghchán Eorpach – 1ú Rogha – An Deisceart

The names of the candidates standing in the European Election are shown on the attached ballot paper, can you tell me which of these candidates you gave your first preference vote?

(Base: All European Citizens 18+ Who Voted in the South Constituency in the European Election, n = 1,060)

		Gender		Age						Social Class		
	Total	Male	Female	18-24	25-34	35-44	45-54	55-64	65+	ABC1	C2DE	F
N=	1060	568	492	64	116	189	250	212	229	477	518	61
Sean Kelly (Fine Gael)	16%	19%	12%	18%	12%	14%	16%	15%	18%	14%	16%	26%
Liadh Ní Riada (Sinn Fein)	13%	12%	15%	15%	14%	15%	14%	13%	11%	12%	16%	3%
Billy Kelleher (Fianna Fail)	13%	14%	11%	9%	7%	13%	12%	14%	15%	14%	11%	16%
Grace O'Sullivan (Green Party)	12%	10%	14%	19%	19%	16%	12%	8%	7%	18%	9%	0
Mick Wallace (Inds. 4 Change)	10%	12%	9%	2%	11%	8%	12%	11%	13%	8%	13%	9%
Malcolm Byrne (Fianna Fail)	9%	11%	8%	10%	9%	8%	7%	12%	11%	7%	12%	11%
Deirdre Clune (Fine Gael)	9%	7%	10%	8%	12%	8%	7%	10%	8%	10%	7%	14%
		Region				Location		Party Preference				
	Total	Dublin	Rest of Leinster	Munster	Conn./ Ulster	Urban	Rural	Fianna Fáil	Fine Gael	Sinn Féin	Labour	Independents
N=	1060	0	336	724	0	585	475	283	268	114	73	202
Sean Kelly (Fine Gael)	16%	0	8%	19%	0	12%	19%	10%	29%	7%	28%	14%
Liadh Ní Riada (Sinn Fein)	13%	0	7%	16%	0	14%	13%	8%	5%	63%	6%	10%
Billy Kelleher (Fianna Fail)	13%	0	4%	16%	0	11%	14%	31%	7%	6%	3%	5%
Grace O'Sullivan (Green Party)	12%	0	10%	13%	0	16%	7%	5%	6%	5%	9%	13%
Mick Wallace (Inds. 4 Change)	10%	0	20%	6%	0	11%	10%	9%	5%	7%	8%	21%
Malcolm Byrne (Fianna Fail)	9%	0	23%	3%	0	10%	9%	23%	4%	3%	12%	6%
Deirdre Clune (Fine Gael)	9%	0	5%	10%	0	9%	8%	4%	25%	1%	10%	3%

N.B. SMALL BASE SIZE – TREAT RESULTS WITH CAUTION – INDICATION ONLY



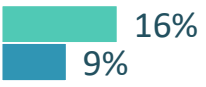


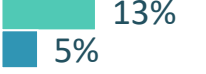





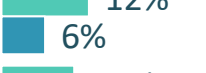


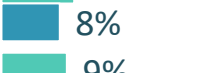








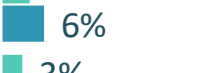










European Election – 1st & 2nd Preference – South


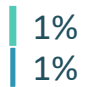

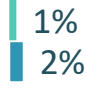

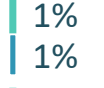

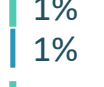

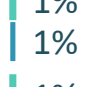














Toghchán Eorpach – 1ú & 2ú Rogha – An Deisceart

The names of the candidates standing in the European Election are shown on the attached ballot paper, can you tell me which of these candidates you gave your first preference vote?

And which of the candidates, if any, did you give a second preference vote to?

(Base: All European Citizens 18+ Who Voted in the South Constituency in the European Election, n = 1,060)

		Sean Kelly	
		Liadh Ní Riada	
		Billy Kelleher	
		Grace O'Sullivan	
		Mick Wallace	
		Malcolm Byrne	
		Deirdre Clune	
		Andrew Doyle	
		Sheila Nunan	
Independent		Allan Brennan	
Independent		Dolores Cahill	
		Adrienne Wallace	

First Preference		1ú Rogha	
Second Preference		2ú Rogha	
Independent		Diarmuid O'Flynn	
Independent		Breda Gardner	
Independent		Liam Minehan	
Independent		Theresa Heaney	
Independent		Peter Madden	
		Peter O'Loughlin	
Independent		Maurice Joseph Sexton	
Independent		Walter Ryan-Purcell	
Independent		Colleen Worthington	
Independent		Paddy Fitzgerald	
		Jan van de Ven	

2nd Preference X 1st Preference – South

2ú Rogha X 1ú Rogha - An Deisceart

Q1a. The names of the candidates standing in the European Election are shown on the attached ballot paper, can you tell me which of these candidates you gave your first preference vote?
 Q1b. And which of the candidates, if any, did you give a second preference vote to?

(Base: All European Citizens 18+ Who Voted in the South Constituency in the European Election, n = 1,060)

		1 st Preference						
		Sean Kelly (Fine Gael)	Liadh Ní Riada (Sinn Fein)	Billy Kelleher (Fianna Fail)	Grace O'Sullivan (Green Party)	Mick Wallace (Inds. 4 Change)	Malcolm Byrne (Fianna Fail)	Deirdre Clune (Fine Gael)
Base Size:		168	134	129	137	110	96	95
2nd Preference	Sean Kelly (Fine Gael)		7%	11%	9%	10%	3%	34%
	Liadh Ní Riada (Sinn Fein)	7%		7%	7%	6%	8%	3%
	Billy Kelleher (Fianna Fail)	10%	6%		3%	6%	41%	9%
	Grace O'Sullivan (Green Party)	7%	11%	6%		13%	2%	4%
	Mick Wallace (Inds. 4 Change)	8%	19%	5%	13%		8%	2%
	Malcolm Byrne (Fianna Fail)	3%	6%	42%	3%	7%		3%
	Deirdre Clune (Fine Gael)	24%	6%	9%	10%	1%	7%	
	No 2 nd Pref given	22%	27%	10%	17%	25%	17%	7%

N.B. SMALL BASE SIZE – TREAT RESULTS WITH CAUTION – INDICATION ONLY

European Election – 1st – Dublin






























Toghchán Eorpach – 1ú Rogha – Baile Átha Cliath





















The names of the candidates standing in the European Election are shown on the attached ballot paper, can you tell me which of these candidates you gave your first preference vote?

(Base: All European Citizens 18+ Who Voted in the Dublin Constituency in the European Election, n = 1085)

First Preference

1ú Rogha

 green party comhaontas glas		Ciarán Cuffe	 23%
 FINE GAEL		Frances Fitzgerald	 14%
 FIANNA Fáil THE REPUBLICAN PARTY		Barry Andrews	 12%
 INDEPENDENTS 4 CHANGE		Clare Daly	 12%
 Sinn Féin		Lynn Boylan	 10%
 Social Democrats		Gary Gannon	 6%
 LABOUR		Alex White	 5%
 FINE GAEL		Mark Durkan	 5%
Independent		Alice-Mary Higgins	 3%
		Gillian Brien	 2%

Independent		Ben Gilroy	 2%
		Rita Harrold	 1%
		Eilis Ryan	 1%
Independent		Gemma O'Doherty	 1%
Independent		Aisling McNiffe	 1%
Independent		Eamonn Murphy	 1%
Independent		Tony Bosco Lowth	 1%
Independent		Hermann Kelly	 0
Independent		Mark Mullan	 0

European Election – 1st – Dublin

Toghchán Eorpach – 1ú Rogha – Baile Átha Cliath

The names of the candidates standing in the European Election are shown on the attached ballot paper, can you tell me which of these candidates you gave your first preference vote?

(Base: All European Citizens 18+ Who Voted in the Dublin Constituency in the European Election, n = 1085)

	Total	Gender		Age						Social Class		
		Male	Female	18-24	25-34	35-44	45-54	55-64	65+	ABC1	C2DE	F
N=	1085	567	516	68	132	243	224	203	208	635	429	6
Ciarán Cuffe (Green Party)	23%	21%	25%	42%	29%	24%	22%	25%	9%	27%	16%	15%
Frances Fitzgerald (Fine Gael)	14%	15%	14%	5%	8%	12%	17%	16%	21%	17%	11%	15%
Barry Andrews (Fianna Fail)	12%	12%	12%	2%	7%	10%	11%	13%	20%	13%	10%	15%
Clare Daly (Inds. 4 Change)	12%	11%	13%	5%	11%	12%	14%	14%	12%	9%	17%	22%
Lynn Boylan (Sinn Fein)	10%	11%	9%	8%	11%	12%	9%	7%	13%	4%	20%	0
Gary Gannon (Social Democrats)	6%	7%	6%	14%	10%	9%	5%	4%	2%	7%	5%	0

	Total	Party Preference				
		Fianna Fáil	Fine Gael	Sinn Féin	Labour	Independents
N=	1085	139	226	122	54	99
Ciarán Cuffe (Green Party)	23%	4%	12%	4%	19%	12%
Frances Fitzgerald (Fine Gael)	14%	6%	48%	0	12%	3%
Barry Andrews (Fianna Fail)	12%	64%	9%	0	2%	1%
Clare Daly (Inds. 4 Change)	12%	9%	4%	11%	13%	31%
Lynn Boylan (Sinn Fein)	10%	1%	1%	73%	0	11%
Gary Gannon (Social Democrats)	6%	1%	2%	4%	7%	4%

N.B. SMALL BASE SIZE – TREAT RESULTS WITH CAUTION – INDICATION ONLY

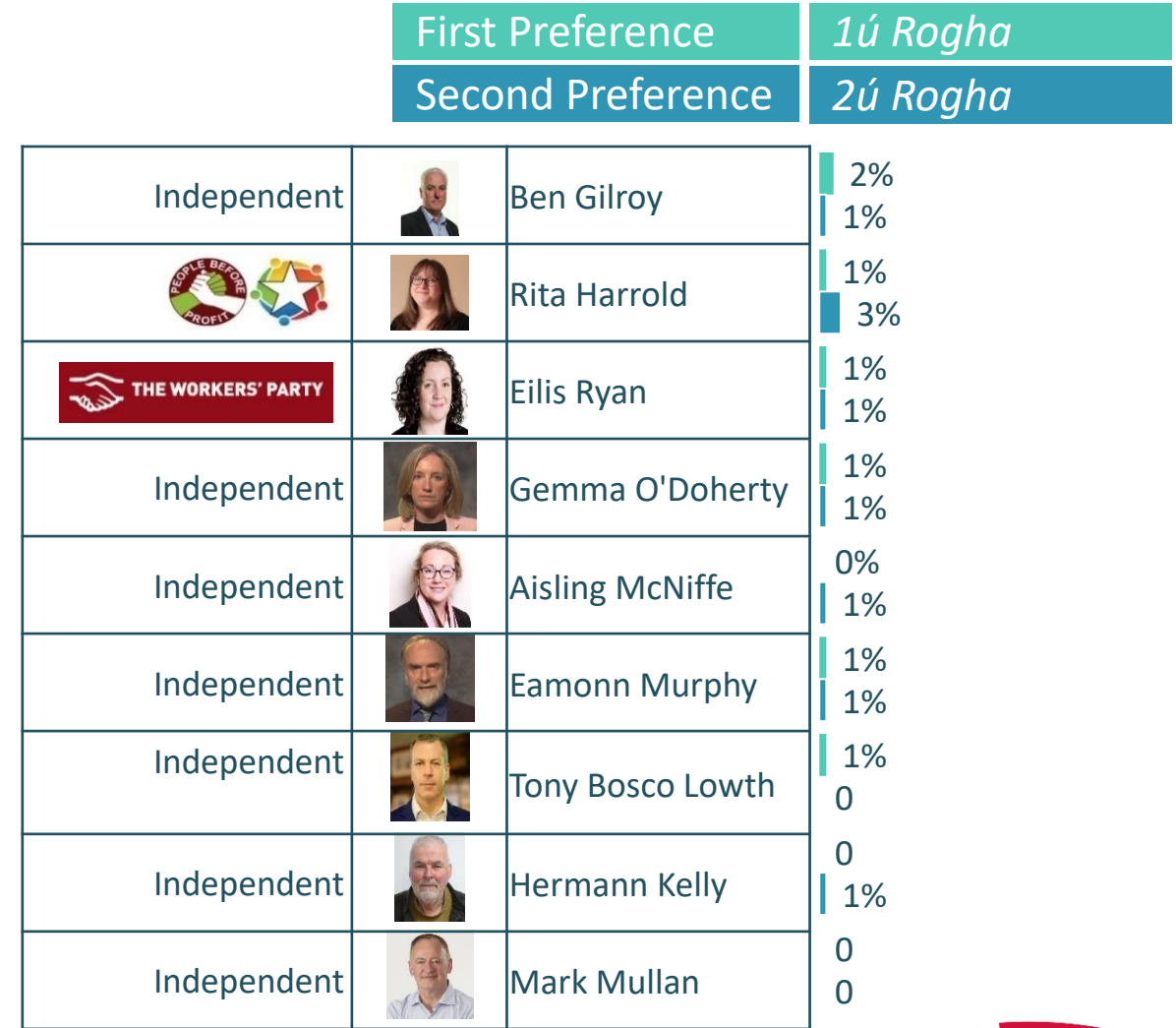
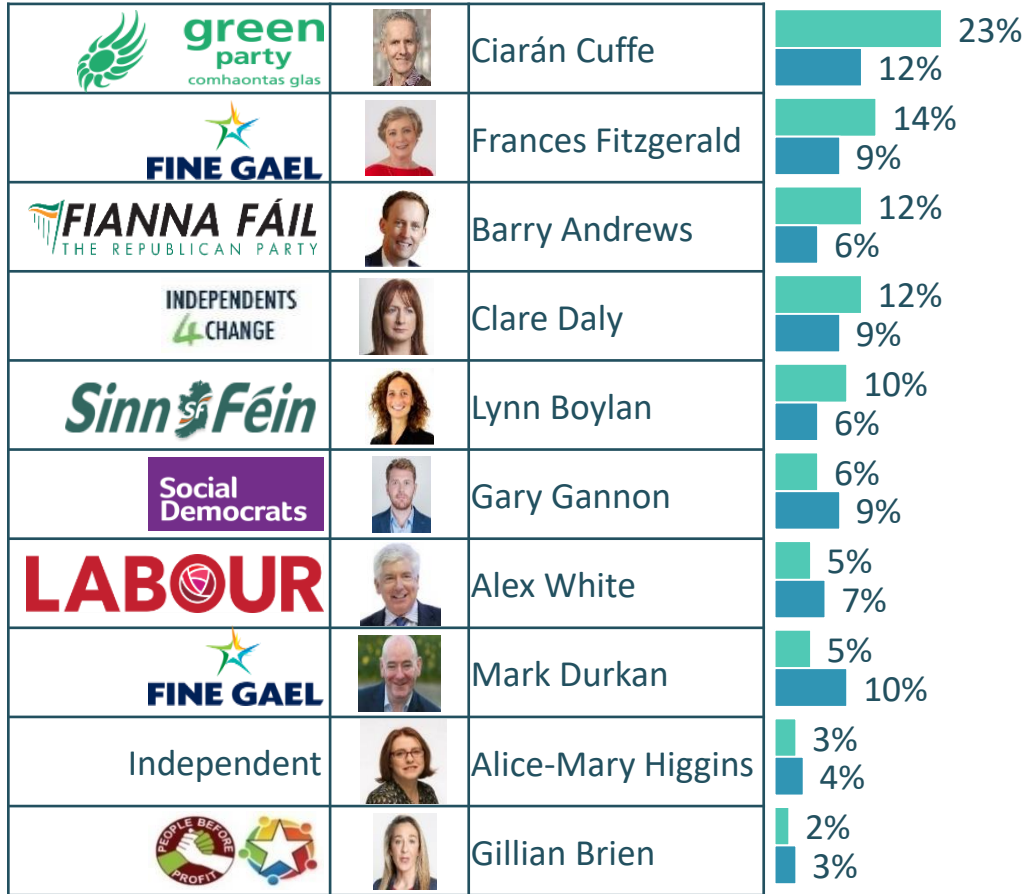
European Election – 1st and 2nd Preference – Dublin

Toghchán Eorpach – 1ú & 2ú Rogha – Baile Átha Cliath

Q1a. The names of the candidates standing in the European Election are shown on the attached ballot paper, can you tell me which of these candidates you gave your first preference vote?

Q1b. And which of the candidates, if any, did you give a second preference vote to?

(Base: All European Citizens 18+ Who Voted in the Dublin Constituency in the European Election, n = 1085)



2nd Preference X 1st Preference – Dublin

2ú Rogha X 1ú Rogha - Baile Átha Cliath

Q1a. The names of the candidates standing in the European Election are shown on the attached ballot paper, can you tell me which of these candidates you gave your first preference vote?
 Q1b. And which of the candidates, if any, did you give a second preference vote to?

(Base: All European Citizens 18+ Who Voted in the Dublin Constituency in the European Election, n = 1085)

		1 st Preference						
		Ciarán Cuffe (Green Party)	Frances Fitzgerald (Fine Gael)	Barry Andrews (Fianna Fail)	Lynn Boylan (Sinn Fein)	Clare Daly (Inds. 4 Change)	Gary Gannon (Social Democrats)	Alex White (Labour)
Base Size:		237	153	130	120	125	71	60
2nd Preference	Ciarán Cuffe (Green Party)		10%	27%	6%	16%	29%	26%
	Frances Fitzgerald (Fine Gael)	9%		20%	1%	6%	4%	6%
	Barry Andrews (Fianna Fail)	9%	16%		5%	3%	0	7%
	Lynn Boylan (Sinn Fein)	4%	2%	2%		18%	8%	7%
	Clare Daly (Inds. 4 Change)	9%	4%	6%	26%		11%	3%
	Gary Gannon (Social Democrats)	19%	2%	3%	13%	11%		7%
	Alex White (Labour)	16%	5%	9%	0	2%	8%	
	No 2 nd Pref given	13%	13%	22%	31%	22%	19%	18%

N.B. SMALL BASE SIZE – TREAT RESULTS WITH CAUTION – INDICATION ONLY



Impact on the Election – Reasons for Vote in European Election

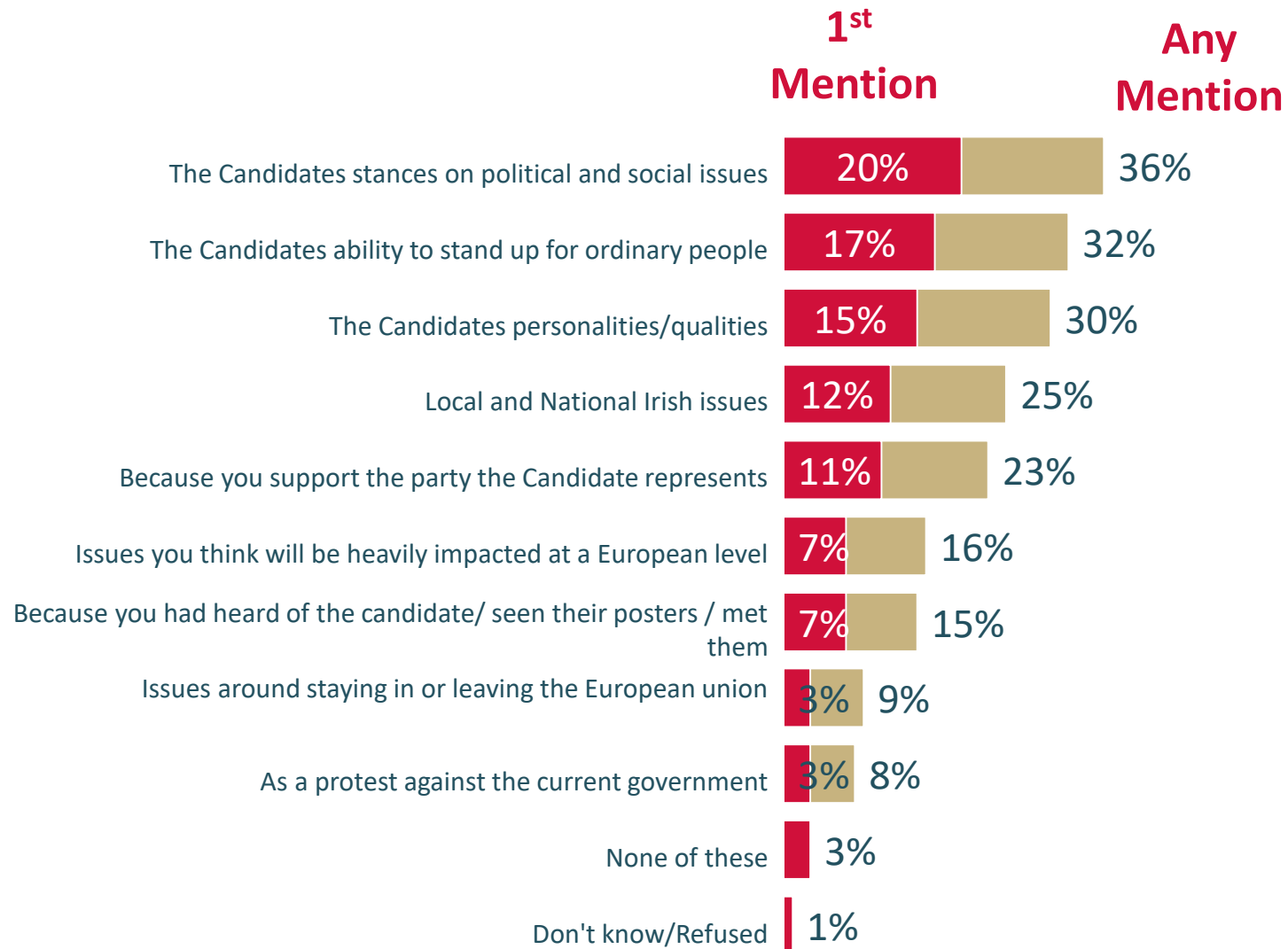
*Tionchar ar an Toghchán/Na
Cúiseanna a Vótáladh sa
Toghchán Eorpach*

Importance in Deciding Vote – Any Mention

An tÚdar ar chaith tú Vóta – aon trácht

Q.4 What factor was most important to you in deciding which candidate to your first preference vote for in the European Election? And what other factors were important?

(Base: All European Citizens 18+ Who Voted in The European Election, n =1045)



% Any Mention x Constituency			
	Dublin (n=310)	Midlands North West (n=349)	South (n=386)
The Candidates stances on political and social issues	42%	39%	32%
The Candidates ability to stand up for ordinary people	21%	35%	34%
The Candidates personalities/qualities	25%	28%	34%
Local and National Irish issues	20%	24%	28%
Because you support the party the Candidate represents	24%	19%	24%
Issues you think will be heavily impacted at a European level	22%	14%	14%
Because you had heard of the candidate/ seen their posters / met them	13%	14%	17%
Issues around staying in or leaving the European union	9%	8%	9%
As a protest against the current government	9%	8%	8%
None of these	3%	5%	2%
Don't know/Refused	1%	*	1%

Importance in Deciding Vote – Any Mention

An tÚdar ar chaith tú Vóta – aon trácht

Q.4 What factor was most important to you in deciding which candidate to your first preference vote for in the European Election? And what other factors were important?

(Base: All European Citizens 18+ Who Voted in The European Election, n = 1045)

		Gender		Age						Social Class		
	Total	Male	Female	18-24	25-34	35-44	45-54	55-64	65+	ABC1	C2DE	F
N=	1114	612	501	69	125	210	248	211	248	542	521	43
The Candidates stances on political and social issues	37%	34%	41%	38%	46%	39%	40%	33%	31%	39%	36%	27%
The Candidates ability to stand up for ordinary people	31%	28%	35%	36%	28%	29%	34%	30%	30%	28%	34%	40%
The Candidates personalities/qualities	29%	32%	26%	13%	26%	28%	32%	28%	35%	29%	29%	33%
Local and National Irish issues	25%	26%	24%	28%	20%	24%	27%	30%	22%	23%	27%	31%
Because you support the party the Candidate represents	23%	23%	22%	23%	25%	18%	27%	20%	23%	25%	22%	5%
Issues you think will be heavily impacted at a European level	16%	14%	19%	24%	21%	14%	16%	16%	11%	18%	13%	14%
Because you had heard of the candidate/ seen their posters / met them	15%	16%	14%	8%	16%	14%	15%	13%	17%	15%	15%	16%
Issues around staying in or leaving the European union	9%	8%	9%	14%	7%	6%	8%	12%	8%	10%	7%	17%
As a protest against the current government	9%	9%	8%	8%	9%	14%	7%	7%	6%	8%	9%	5%

		Region				Location		Party Preference					
	Total	Dublin	Rest of Leinster	Munster	Conn./ Ulster	Urban	Rural	Fianna Fáil	Fine Gael	Sinn Féin	Labour	Green Party	Independents
N=	1114	277	296	331	210	710	404	258	245	152	74	111	187
The Candidates stances on political and social issues	37%	45%	35%	32%	38%	40%	33%	32%	34%	35%	39%	50%	33%
The Candidates ability to stand up for ordinary people	31%	20%	33%	33%	39%	28%	35%	31%	22%	43%	34%	20%	36%
The Candidates personalities/qualities	29%	24%	27%	36%	29%	29%	29%	34%	35%	21%	34%	16%	30%
Local and National Irish issues	25%	21%	21%	30%	29%	23%	30%	26%	27%	27%	20%	19%	28%
Because you support the party the Candidate represents	23%	24%	25%	23%	16%	25%	18%	22%	26%	28%	17%	34%	17%
Issues you think will be heavily impacted at a European level	16%	22%	17%	12%	13%	16%	16%	15%	14%	15%	10%	26%	16%
Because you had heard of the candidate/ seen their posters / met them	15%	12%	15%	17%	14%	14%	16%	14%	23%	14%	13%	9%	11%
Issues around staying in or leaving the European union	9%	9%	7%	9%	9%	8%	11%	10%	9%	8%	12%	11%	6%
As a protest against the current government	9%	10%	8%	7%	9%	10%	6%	5%	4%	12%	10%	8%	12%

N.B. SMALL BASE SIZE – TREAT RESULTS WITH CAUTION – INDICATION ONLY

Importance in Deciding Vote by Candidate – Any Mention

An tÚdar ar chaith tú Vóta – aon trácht - An Lár Tíre/An tIarthuaisceart

Q.4 What factor was most important to you in deciding which candidate to your first preference vote for in the European Election? And what other factors were important?

(Base: All European Citizens 18+ Who Voted in the Midlands North West Constituency in the European Election, n = 1045)

	1 st Preference									
		MIDLANDS NORTH WEST			SOUTH			DUBLIN		
	TOTAL	Mairead McGuinness (Fine Gael)	Matt Carthy (Sinn Fein)	Saoirse McHugh (Green Party)	Sean Kelly (Fine Gael)	Liadh Ní Riada (Sinn Fein)	Billy Kelleher (Fianna Fail)	Ciarán Cuffe (Green Party)	Frances Fitzgerald (Fine Gael)	Lynn Boylan (Sinn Fein)
Base Size:	1119	73	66	49	65	54	60	88	55	49
The Candidates stances on political and social issues	37%	42%	42%	45%	29%	33%	25%	50%	37%	43%
The Candidates ability to stand up for ordinary people	31%	35%	48%	27%	30%	40%	26%	7%	11%	33%
The Candidates personalities/qualities	29%	38%	14%	16%	36%	43%	27%	15%	33%	22%
Local and National Irish issues	25%	17%	30%	19%	29%	20%	38%	20%	21%	21%
Because you support the party the Candidate represents	23%	15%	32%	20%	23%	31%	21%	36%	27%	24%
Issues you think will be heavily impacted at a European level	16%	15%	14%	27%	14%	14%	14%	30%	15%	9%
Because you had heard of the candidate/ seen their posters / met them	15%	14%	7%	11%	22%	16%	21%	7%	16%	16%
Issues around staying in or leaving the European union	9%	8%	11%	11%	5%	8%	22%	7%	17%	4%
As a protest against the current government	9%	3%	9%	6%	1%	7%	9%	8%	3%	20%

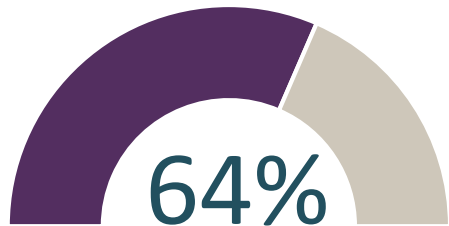
N.B. SMALL BASE SIZE – TREAT RESULTS WITH CAUTION – INDICATION ONLY

Voter's Political Stances - % Agree

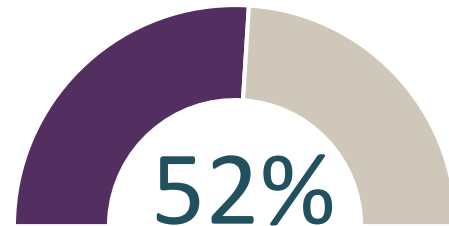
Seasamh an Lucht Vótála - Aontaíonn X %

(Base: All European Citizens 18+ Who Voted in The European Election)

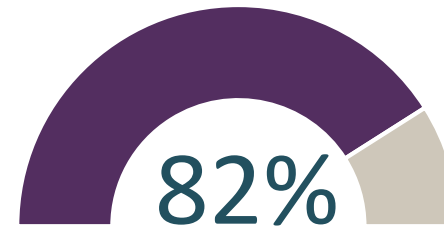
I trust that economic **market forces** will mean those who work hard will be rewarded



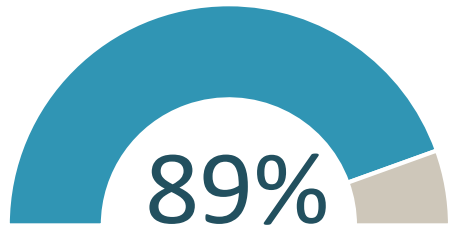
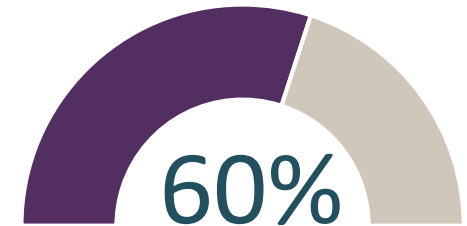
I am worried that people are **coming into Ireland illegally**, staying here and freeloading off the state



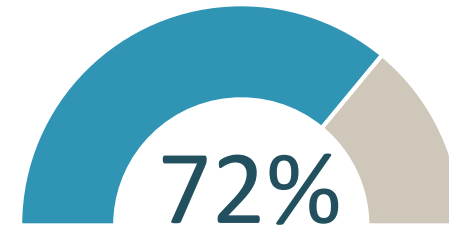
Ireland should remain a **neutral** country in all aspects



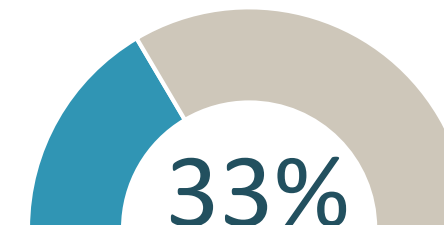
I sometimes feel that we have **lost control** of our own country



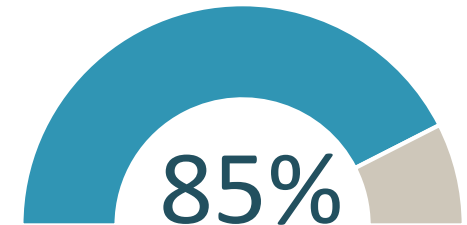
There should be more policies to resolve the **gap between the rich and the poor**



On the whole **immigration has benefited** Irish Society



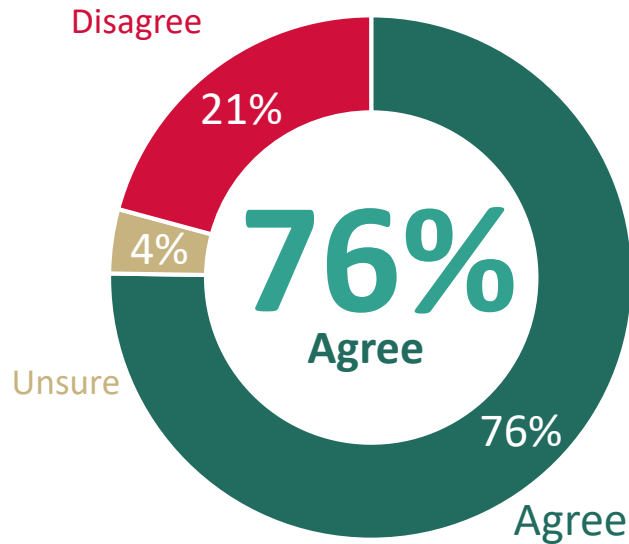
Ireland should be part of the proposed **European Armed Forces**



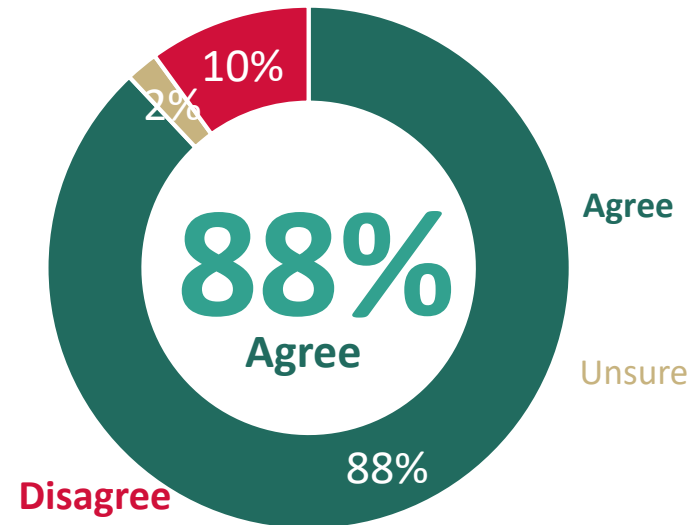
I am delighted that Ireland has become **more liberal** in recent years

Voter Attitudes to Current Issues

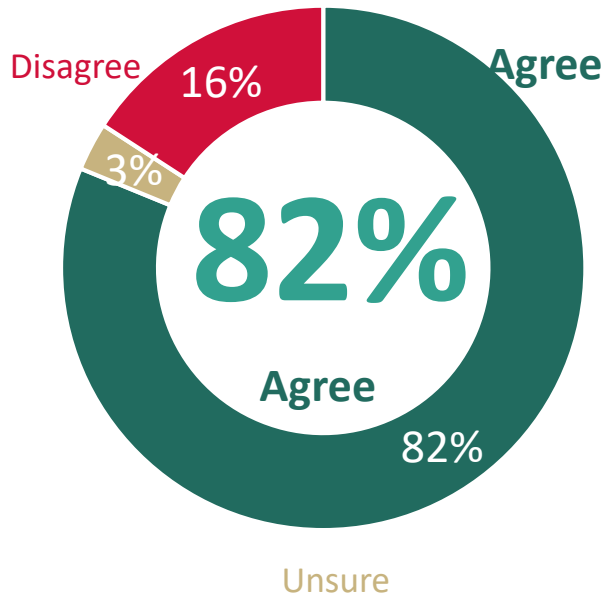
Tuairimí an Lucht Vótála ar Cheisteanna Reatha



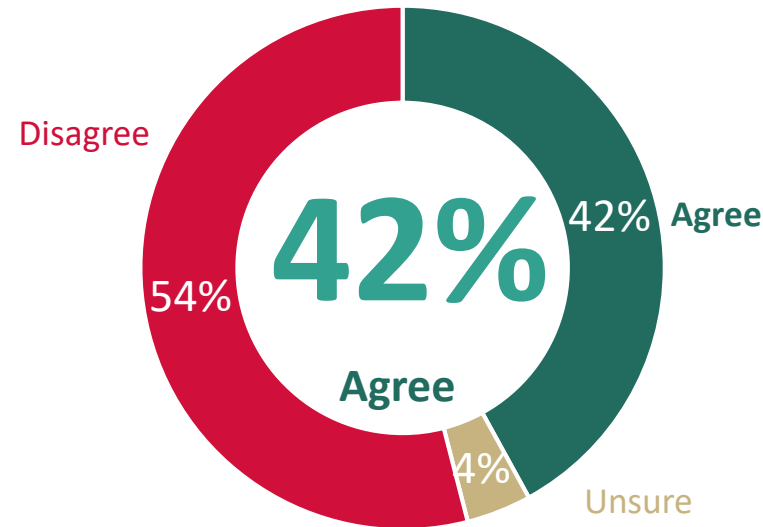
I am tired of listening to so called experts/elites who don't speak for me



I feel the government needs to prioritise climate change more



Local issues such as homelessness, are much more important than European issues



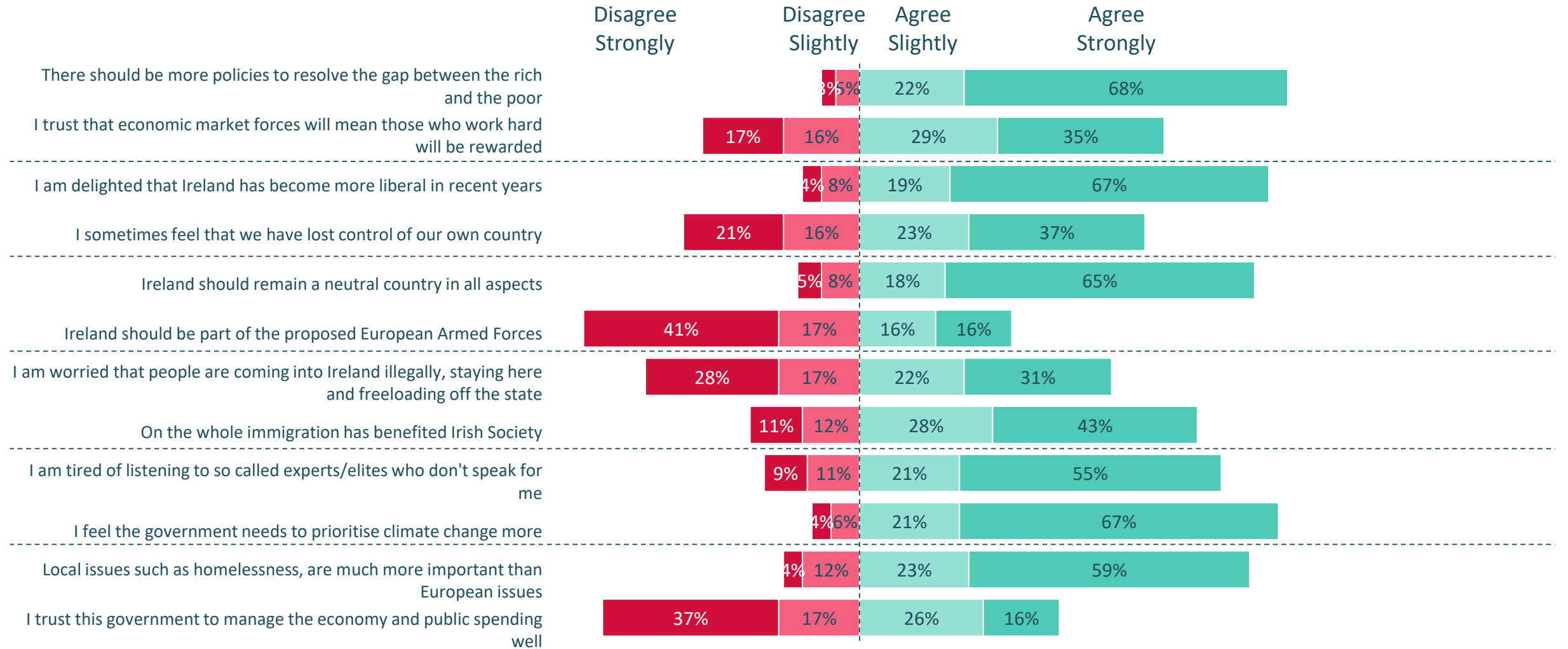
I trust this government to manage the economy and public spending well

(Base: All European Citizens 18+ Who Voted in The European Election)

Issues that may have impacted vote

Saincheisteanna a mb'fhéidir a raibh tionchar acu ar vóta

(Base: All European Citizens 18+ Who Voted in The European Election)

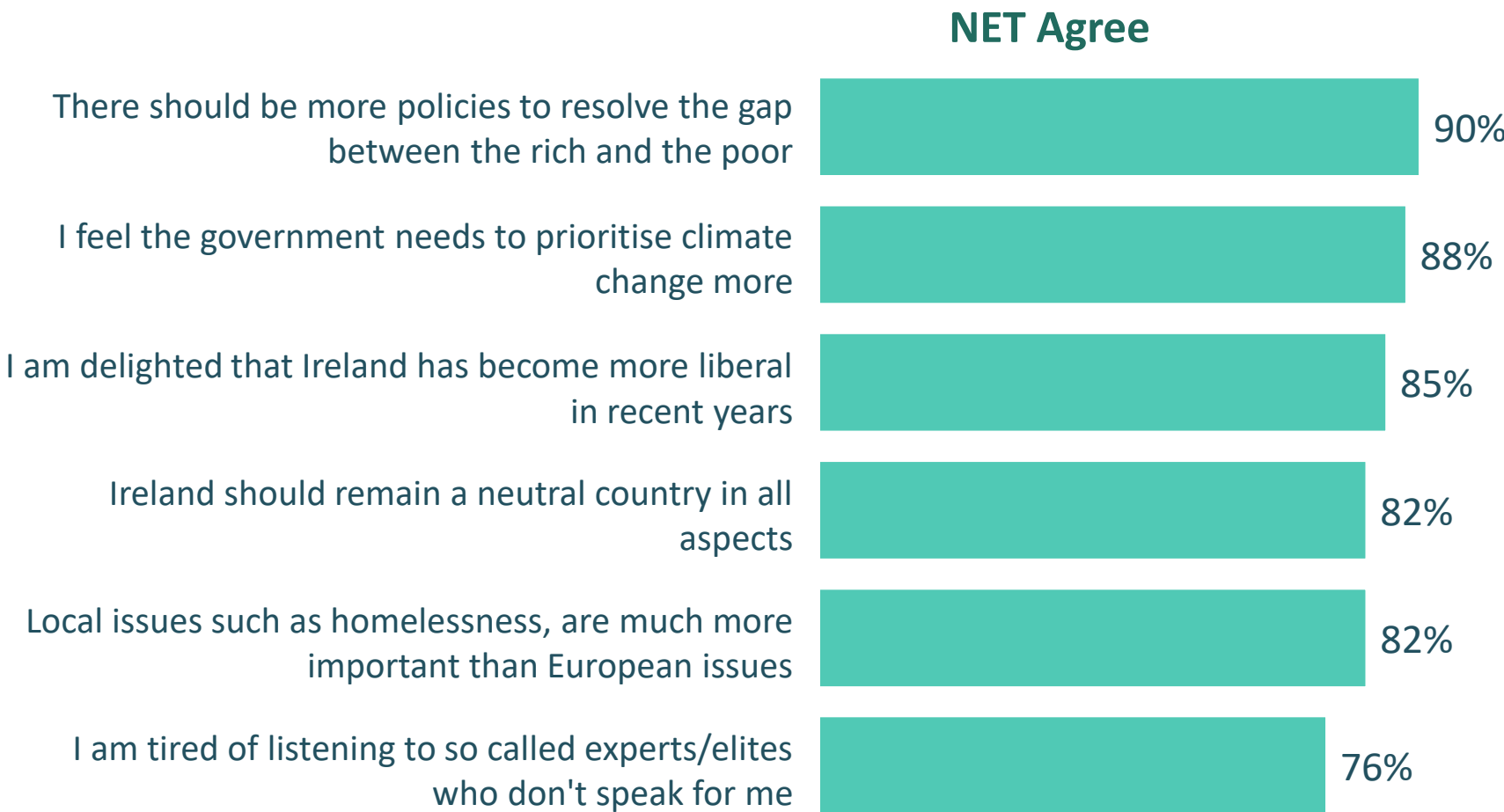


Issues that may have impacted vote I – % NET Agree

Saincheisteanna a mb'fhéidir a raibh tionchar acu ar vóta I

Q.7 How much do you agree or disagree with each of the following statements that other people made about issues during the campaign?

(Base: All European Citizens 18+ Who Voted in The European Election)



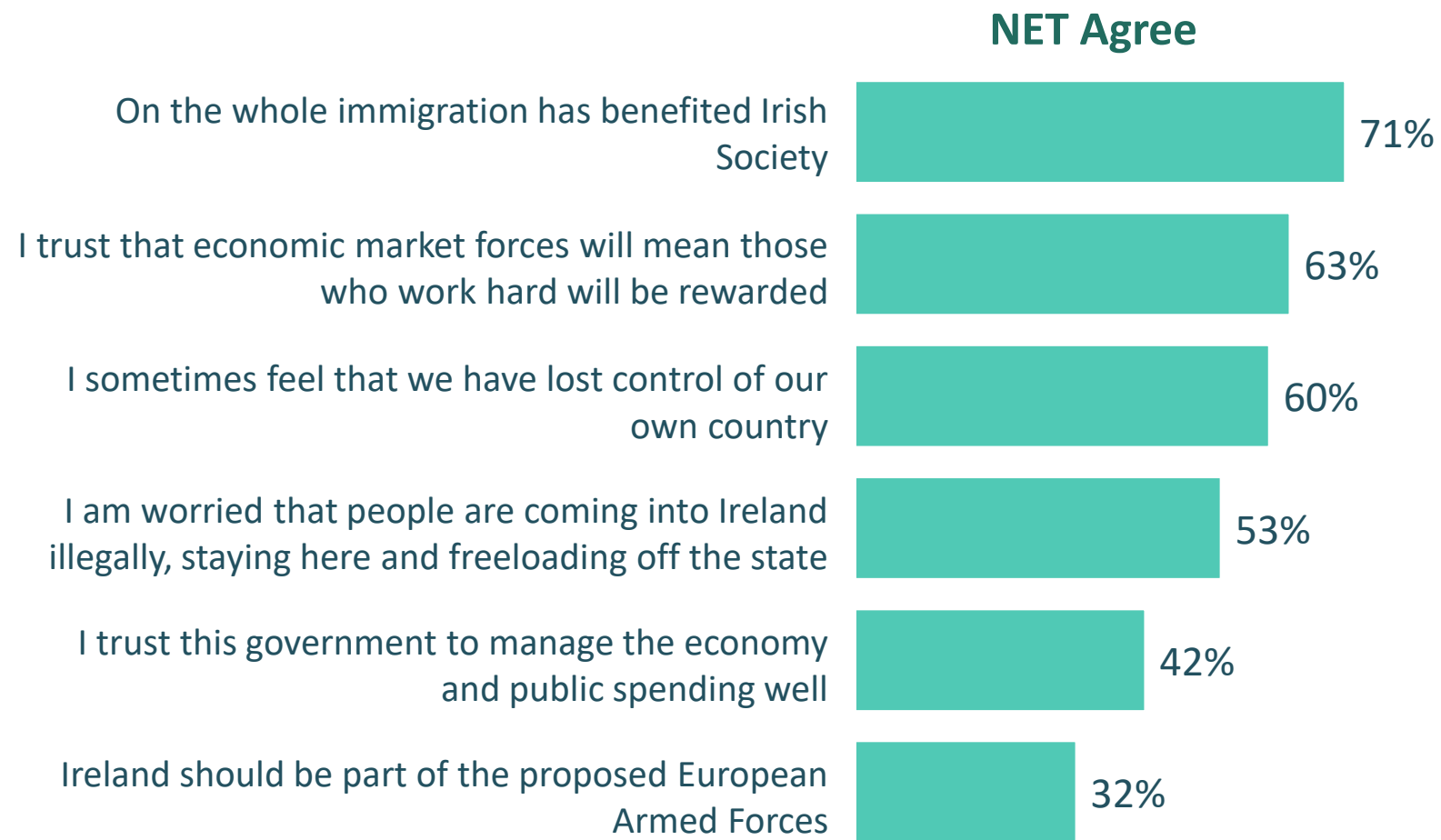
Constituency		
Midlands North West	South	Dublin
(n=358)	(n=363)	(n=278)
87%	89%	93%
86%	89%	88%
84%	83%	90%
84%	81%	81%
81%	87%	74%
79%	79%	64%

Issues that may have impacted vote II – % NET Agree

Saincheisteanna a mb'fhéidir a raibh tionchar acu ar vóta II

Q.7 How much do you agree or disagree with each of the following statements that other people made about issues during the campaign?

(Base: All European Citizens 18+ Who Voted in The European Election, n = 999)



Constituency		
Midlands North West	South	Dublin
(n=358)	(n=363)	(n=278)
72%	67%	78%
63%	66%	60%
61%	68%	47%
53%	60%	40%
41%	44%	40%
30%	40%	23%

Issues that may have impacted vote I – % NET Agree

Saincheisteanna a mb'fhéidir a raibh tionchar acu ar vóta I

Q.7 How much do you agree or disagree with each of the following statements that other people made about issues during the campaign?

(Base: All European Citizens 18+ Who Voted in The European Election, n = 999)

	Total	Gender		Age						Social Class		
		Male	Female	18-24	25-34	35-44	45-54	55-64	65+	ABC1	C2DE	F
N=	999	549	450	58	118	220	207	189	206	481	474	35
There should be more policies to resolve the gap between the rich and the poor	90%	90%	89%	91%	95%	89%	87%	90%	90%	89%	90%	91%
I feel the government needs to prioritise climate change more	88%	84%	93%	83%	95%	87%	88%	84%	89%	88%	89%	75%
I am delighted that Ireland has become more liberal in recent years	85%	83%	88%	94%	91%	91%	85%	80%	77%	89%	84%	66%
Ireland should remain a neutral country in all aspects	65%	63%	67%	64%	67%	66%	65%	62%	65%	64%	65%	70%
Local issues such as homelessness, are much more important than European issues	82%	80%	83%	79%	86%	81%	77%	82%	84%	76%	87%	93%
I am tired of listening to so called experts/elites who don't speak for me	76%	73%	79%	71%	68%	77%	76%	77%	80%	71%	80%	86%

	Total	Region				Location		Party Preference					
		Dublin	Rest of Leinster	Munster	Conn./Ulster	Urban	Rural	Fianna Fáil	Fine Gael	Sinn Féin	Labour	Indepen Dents	Green Party
N=	999	278	270	247	204	643	356	183	229	140	45	105	104
There should be more policies to resolve the gap between the rich and the poor	90%	93%	90%	88%	86%	91%	88%	86%	83%	94%	90%	91%	94%
I feel the government needs to prioritise climate change more	88%	88%	87%	90%	85%	88%	87%	82%	88%	88%	90%	84%	99%
I am delighted that Ireland has become more liberal in recent years	85%	90%	83%	84%	82%	87%	82%	81%	87%	88%	86%	77%	96%
Ireland should remain a neutral country in all aspects	65%	63%	71%	62%	62%	66%	62%	85%	78%	88%	88%	82%	73%
Local issues such as homelessness, are much more important than European issues	82%	74%	83%	89%	79%	79%	86%	88%	75%	88%	62%	86%	77%
I am tired of listening to so called experts/elites who don't speak for me	76%	64%	77%	80%	81%	72%	81%	83%	67%	90%	73%	85%	53%

Issues that may have impacted vote II – % NET Agree

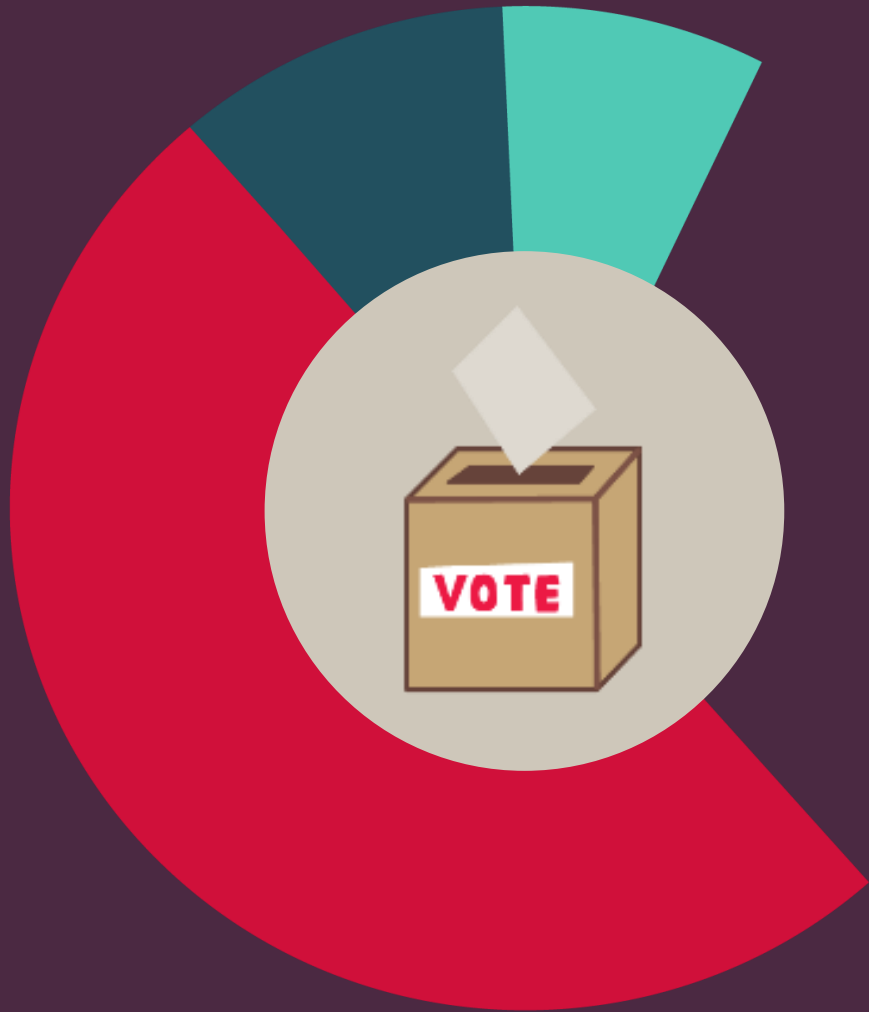
Saincheisteanna a mb'fhéidir a raibh tionchar acu ar vóta II

Q.7 How much do you agree or disagree with each of the following statements that other people made about issues during the campaign?

(Base: All European Citizens 18+ Who Voted in The European Election, n = 999)

		Gender		Age						Social Class		
	Total	Male	Female	18-24	25-34	35-44	45-54	55-64	65+	ABC1	C2DE	F
N=	999	549	450	58	118	220	207	189	206	481	474	35
On the whole immigration has benefited Irish Society	71%	74%	68%	66%	72%	70%	72%	71%	74%	78%	65%	63%
I trust that economic market forces will mean those who work hard will be rewarded	63%	66%	61%	64%	53%	58%	60%	67%	77%	62%	64%	66%
I sometimes feel that we have lost control of our own country	60%	57%	65%	48%	55%	60%	61%	63%	63%	50%	70%	74%
I am worried that people are coming into Ireland illegally, staying here and freeloading off the state	53%	53%	53%	42%	42%	51%	49%	62%	59%	40%	64%	73%
I trust this government to manage the economy and public spending well	42%	42%	41%	47%	44%	43%	40%	39%	44%	49%	34%	49%
Ireland should be part of the proposed European Armed Forces	32%	37%	27%	39%	38%	33%	29%	33%	30%	32%	32%	49%

		Region				Location		Party Preference					
	Total	Dublin	Rest of Leinster	Munster	Conn./Ulster	Urban	Rural	Fianna Fáil	Fine Gael	Sinn Féin	Labour	Independents	Green Party
N=	999	278	270	247	204	643	356	183	229	140	45	105	104
On the whole immigration has benefited Irish Society	71%	78%	73%	64%	72%	76%	64%	61%	83%	56%	80%	78%	90%
I trust that economic market forces will mean those who work hard will be rewarded	63%	60%	70%	63%	60%	64%	62%	74%	75%	52%	54%	59%	55%
I sometimes feel that we have lost control of our own country	60%	47%	61%	67%	66%	58%	65%	71%	51%	77%	58%	66%	41%
I am worried that people are coming into Ireland illegally, staying here and freeloading off the state	53%	40%	56%	59%	54%	48%	61%	61%	51%	65%	46%	59%	23%
I trust this government to manage the economy and public spending well	42%	40%	46%	42%	38%	42%	42%	39%	72%	19%	34%	30%	40%
Ireland should be part of the proposed European Armed Forces	32%	23%	34%	40%	30%	30%	37%	29%	42%	37%	32%	28%	27%



Local Election
Toghchán Áitiúil

Methodology – Local Elections

Modheolaíocht – Toghchán Áitiúil

Sample Size

The results of this exit opinion poll for the Local Elections are based upon a representative randomly selected sample of n=3,000 eligible voters in the Local elections of 24th May 2019.

Tá torthaí na pobabhreithe iar-vótála seo ar na Toghcháin Áitiúla bunaithe ar shampla ionadaíoch de lucht vótála incháilithe sna toghcháin áitiúla an 24 Bealtaine 2019.

Accuracy

In a truly random and representative sample, the margin for error at 95% confidence of n=3,000 should be a minimum of + or – 2%.

However, the approach to polling does not provide for a 100% random sample. All polls are subject to a range of potential sources of error, such as refusal levels and location choice. As such the margin for error could be somewhat higher than this, at more like + or – 3%.

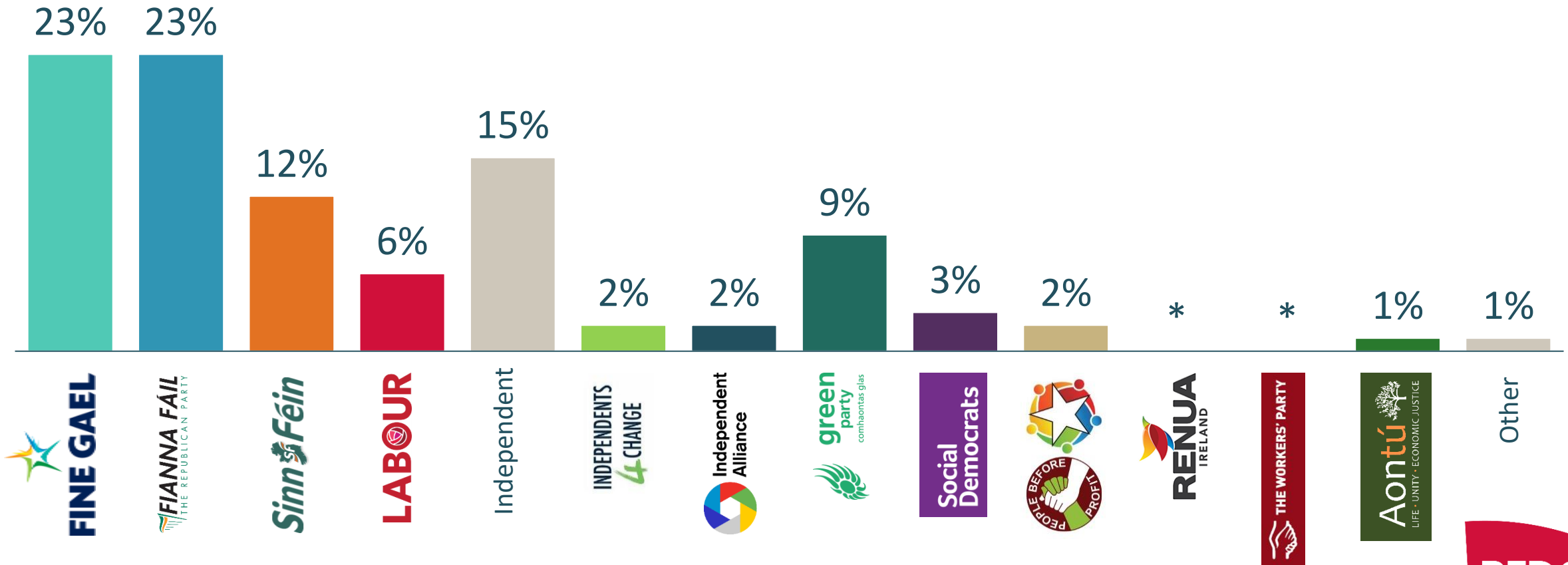
Local Election – 1st Preference

Toghchán Áitiúil – 1ú Rogha

Q.2 For which of these parties or candidates did you give your first preference vote in the local elections?

(Base: All Adults 18+ Who Voted in The Local Election, n = 3,000)

First Preference 1ú Rogha



Local Election – 1st Preference

Toghchán Áitiúil – 1ú Rogha

Q.3 For which of these parties or candidates did you give your first preference vote in the local elections?

(Base: All Adults 18+ Who Voted in The Local Election, n =3,000)

Top Parties	Total	Gender		Age						Social Class		
		Male	Female	18-24	25-34	35-44	45-54	55-64	65+	ABC1	C2DE	F
N=	3000	1616	1383	176	377	599	685	554	605	1457	1408	120
Fine Gael	23%	23%	23%	23%	20%	25%	20%	24%	26%	25%	20%	32%
Fianna Fáil	23%	24%	21%	14%	20%	17%	25%	22%	29%	22%	22%	33%
Other Independent candidate	15%	16%	15%	10%	14%	18%	15%	17%	15%	14%	17%	15%
Sinn Féin	12%	13%	12%	15%	14%	12%	14%	13%	9%	8%	17%	11%
Green Party	9%	8%	11%	17%	14%	10%	8%	7%	6%	13%	6%	1%
Labour Party	6%	6%	6%	6%	5%	6%	6%	8%	6%	6%	7%	3%

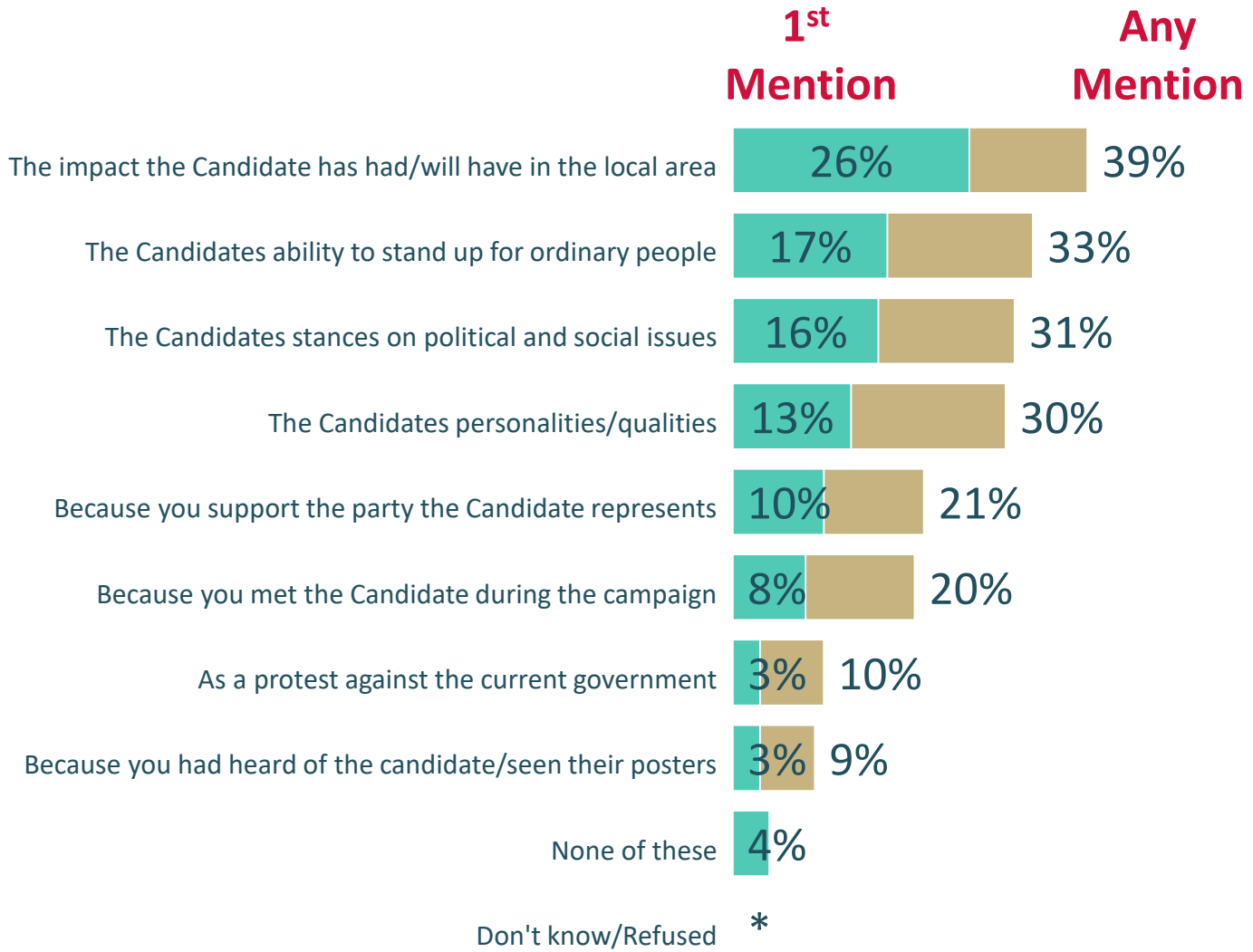
Top Parties	Total	Region				Location		Party Preference					
		Dublin	Rest of Leinster	Munster	Conn./ Ulster	Urban	Rural	Fianna Fáil	Fine Gael	Sinn Féin	Labour	Green Party	Independents
N=	3000	890	801	740	568	1975	1024	589	696	386	131	329	322
Fine Gael	23%	15%	27%	25%	24%	20%	28%	8%	70%	5%	11%	7%	5%
Fianna Fáil	23%	14%	27%	24%	26%	18%	29%	73%	11%	7%	5%	6%	7%
Other Independent candidate	15%	14%	12%	18%	17%	17%	13%	9%	10%	7%	13%	12%	51%
Sinn Féin	12%	11%	11%	12%	16%	11%	15%	3%	1%	74%	3%	1%	5%
Green Party	9%	18%	5%	7%	6%	12%	4%	2%	3%	2%	6%	64%	1%
Labour Party	6%	8%	6%	7%	3%	7%	4%	3%	3%	2%	58%	3%	2%

Importance in Deciding Local Election Vote

An tÚdar ar chaith tú do Vóta – Toghchán Áitiúil

Q.5 What factor was most important to you in deciding which candidate to give your first preference vote for in the Local Election? And what other factors were important?

(Base: All Adults 18+ Who Voted in The Local Election, n =1049)



Importance in Deciding Vote – % Any Mention


An tÚdar ar chaith tú do Vóta – % aon trácht

Q.5 What factor was most important to you in deciding which candidate to give your first preference vote for in the Local Election? And what other factors were important?

(Base: All Adults 18+ Who Voted in The Local Election)

		Gender		Age						Social Class		
	Total	Male	Female	18-24	25-34	35-44	45-54	55-64	65+	ABC1	C2DE	F
	N= 1049	562	487	57	146	235	227	191	193	528	473	42
The impact the Candidate has had/will have in the local area	39%	39%	39%	29%	36%	44%	36%	39%	42%	38%	38%	54%
The Candidates ability to stand up for ordinary people	33%	30%	36%	38%	30%	31%	34%	35%	31%	27%	38%	35%
The Candidates stances on political and social issues	31%	32%	31%	32%	40%	34%	29%	30%	25%	33%	30%	23%
The Candidates personalities/qualities	30%	32%	28%	36%	26%	31%	30%	28%	32%	29%	31%	37%
Because you support the party the Candidate represents	21%	22%	21%	30%	20%	20%	20%	21%	23%	21%	23%	15%
Because you met the Candidate during the campaign	20%	20%	19%	27%	21%	18%	20%	18%	19%	21%	18%	22%
As a protest against the current government	10%	10%	9%	7%	7%	13%	13%	6%	8%	10%	10%	4%
Because you had heard of the candidate/seen their posters	9%	8%	10%	12%	11%	10%	8%	8%	10%	10%	8%	12%

		Region				Location		Party Preference					
	Total	Dublin	Rest of Leinster	Munster	Conn./Ulster	Urban	Rural	Fianna Fáil	Fine Gael	Sinn Féin	Labour	Green Party	Independents
	N= 1049	307	272	274	196	694	355	209	249	114	49	118	118
The impact the Candidate has had/will have in the local area	39%	35%	38%	38%	45%	35%	45%	42%	41%	31%	42%	31%	44%
The Candidates ability to stand up for ordinary people	33%	21%	35%	40%	32%	32%	35%	31%	29%	50%	42%	25%	35%
The Candidates stances on political and social issues	31%	37%	25%	31%	32%	33%	28%	24%	28%	36%	23%	52%	28%
The Candidates personalities/qualities	30%	19%	36%	33%	31%	28%	34%	33%	34%	27%	32%	22%	26%
Because you support the party the Candidate represents	21%	22%	23%	20%	21%	23%	18%	21%	24%	20%	24%	32%	17%
Because you met the Candidate during the campaign	20%	20%	21%	22%	13%	19%	21%	22%	21%	14%	22%	14%	17%
As a protest against the current government	10%	12%	9%	10%	9%	13%	4%	6%	4%	12%	11%	11%	16%
Because you had heard of the candidate/seen their posters	9%	12%	4%	12%	10%	10%	9%	9%	9%	10%	5%	9%	11%



**38th Amendment to the
Constitution –**

Divorce Referendum

***An 38ú Leasú ar an mBunreacht –
Reifreann maidir le Colscaradh***

Methodology – Divorce Referendum

Modheolaíocht – Reifreann maidir le Colscaradh

Sample Size

The results of this exit opinion poll for the Divorce Referendum are based upon a representative randomly selected sample of n=2,920 eligible voters in the Divorce Referendum of 24th May 2019.

Tá torthaí na pobabhreithe iar-vótála seo ar an Reifreann maidir le Colscaradh bunaithe ar shampla ionadaíoch de lucht vótála incháilithe sa reifreann sin an 24 Bealtaine 2019.

Accuracy

In a truly random and representative sample, the margin for error at 95% confidence of 2,920 should be a minimum of + or – 2%.

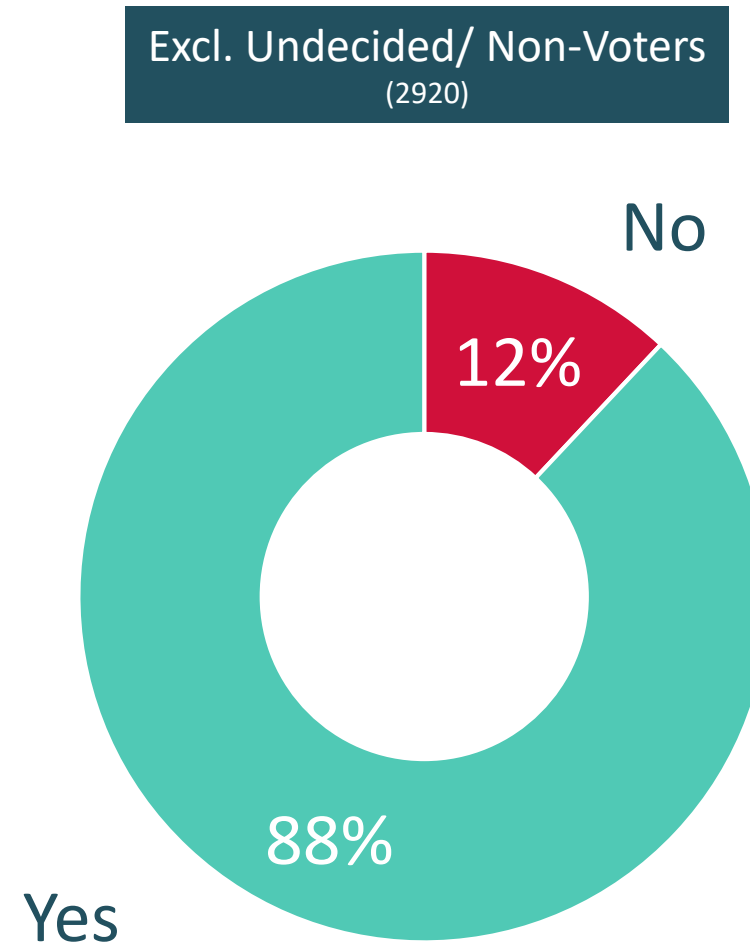
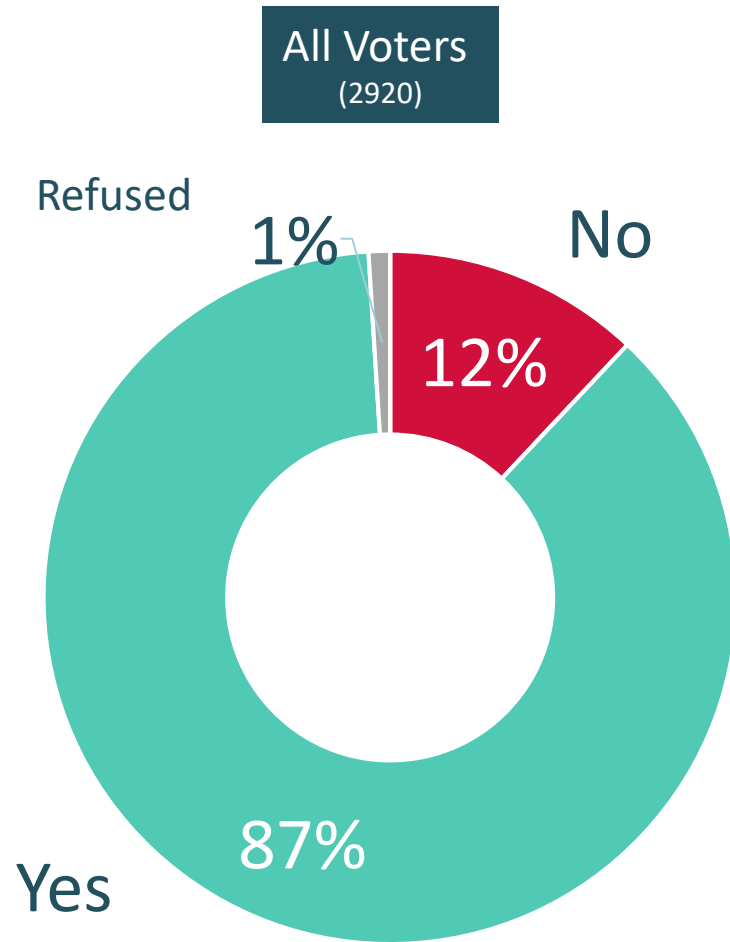
However, the approach to polling does not provide for a 100% random sample. All polls are subject to a range of potential sources of error, such as refusal levels and location choice. As such the margin for error could be somewhat higher than this, at more like + or – 3%.

38th Amendment of The Constitution

An 38ú Leasú ar an mBunreacht

Q3. Did you vote in favour or against the referendum proposal to amend the constitution on the dissolution of marriage (divorce) bill?

(Base: All Irish Citizens 18+ Who Voted in The Divorce Referendum, n = 2920)

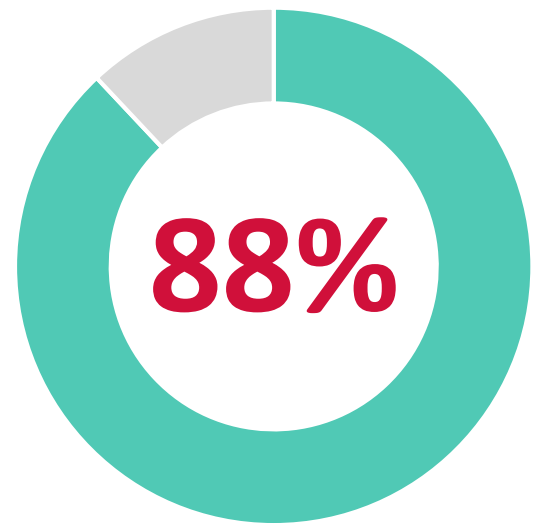


Support For change in Divorce Referendum - % Yes (excluding Don't know)

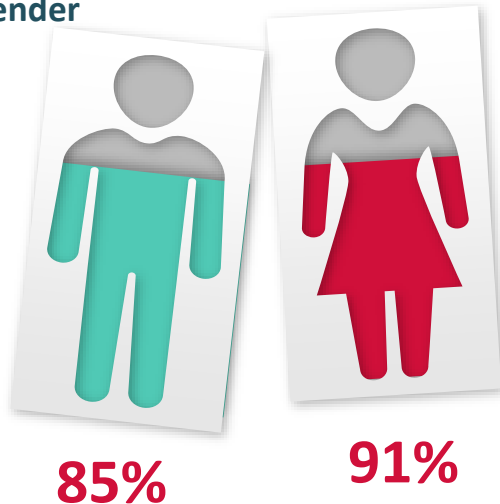
I bhfabhar athrú sa Reifreann maidir le Colscaradh - % Tá

Q3. Did you vote in favour or against the referendum proposal to amend the constitution on the dissolution of marriage (divorce) bill?

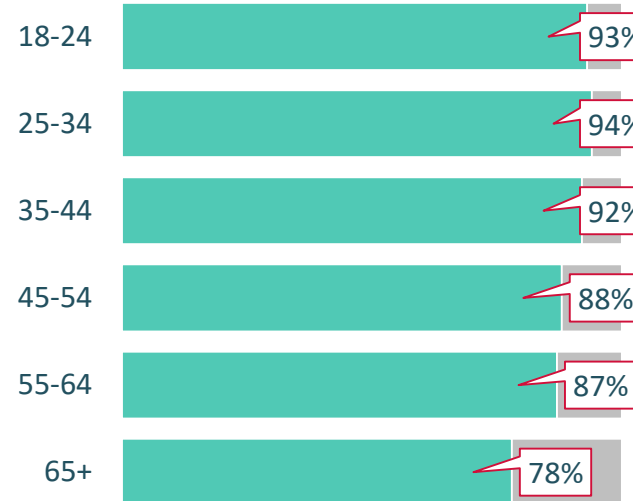
(Base: All Irish Citizens 18+ Who Voted in The Divorce Referendum, n = 2,902)



Gender



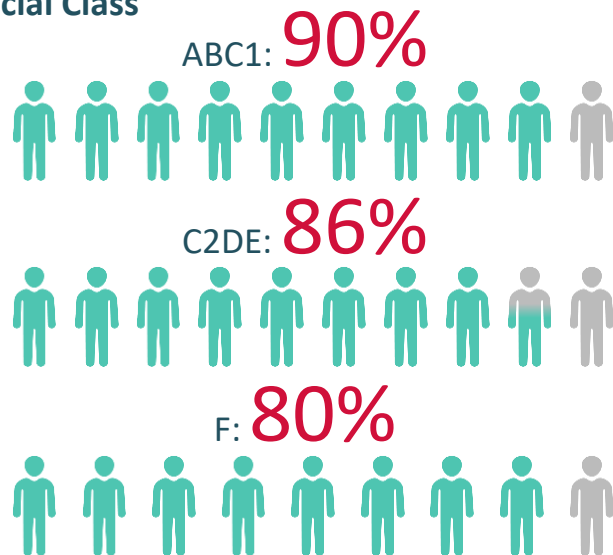
Age



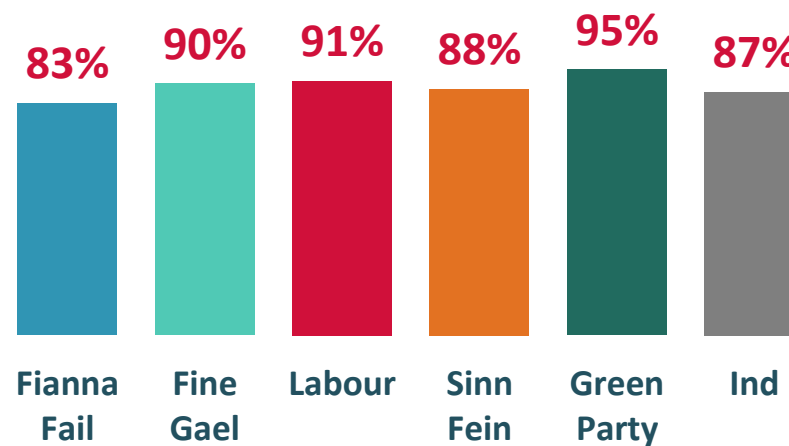
Area



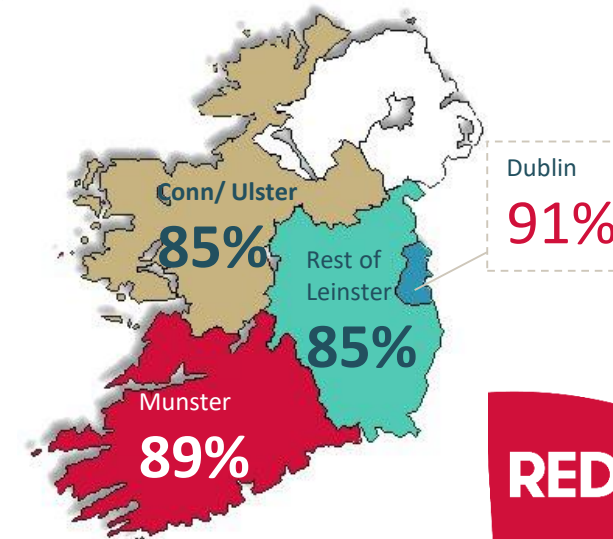
Social Class



Party Support



Region



38th Amendment of The Constitution

An 38ú Leasú ar an mBunreacht

Q3. Did you vote in favour or against the referendum proposal to amend the constitution on the dissolution of marriage (divorce) bill?

(Base: All Irish Citizens 18+ Who Voted in The Divorce Referendum, n = 2902)

		Gender		Age						Social Class		
	Total	Male	Female	18-24	25-34	35-44	45-54	55-64	65+	ABC1	C2DE	F
N=	2902	1559	1343	170	363	584	664	539	579	1419	1356	114
Yes - In Favour	88%	85%	91%	93%	94%	92%	88%	87%	78%	90%	86%	80%
No - Against	12%	15%	9%	7%	6%	8%	12%	13%	22%	10%	14%	20%

		Region				Location		Party Preference					
	Total	Dublin	Rest of Leinster	Munster	Conn./ Ulster	Urban	Rural	Fianna Fáil	Fine Gael	Sinn Féin	Labour	Green Party	Independents
N=	2902	850	782	721	549	1905	997	583	683	375	127	317	315
Yes - In Favour	88%	91%	85%	89%	85%	89%	86%	83%	90%	88%	91%	95%	87%
No - Against	12%	9%	15%	11%	15%	11%	14%	17%	10%	12%	9%	5%	13%



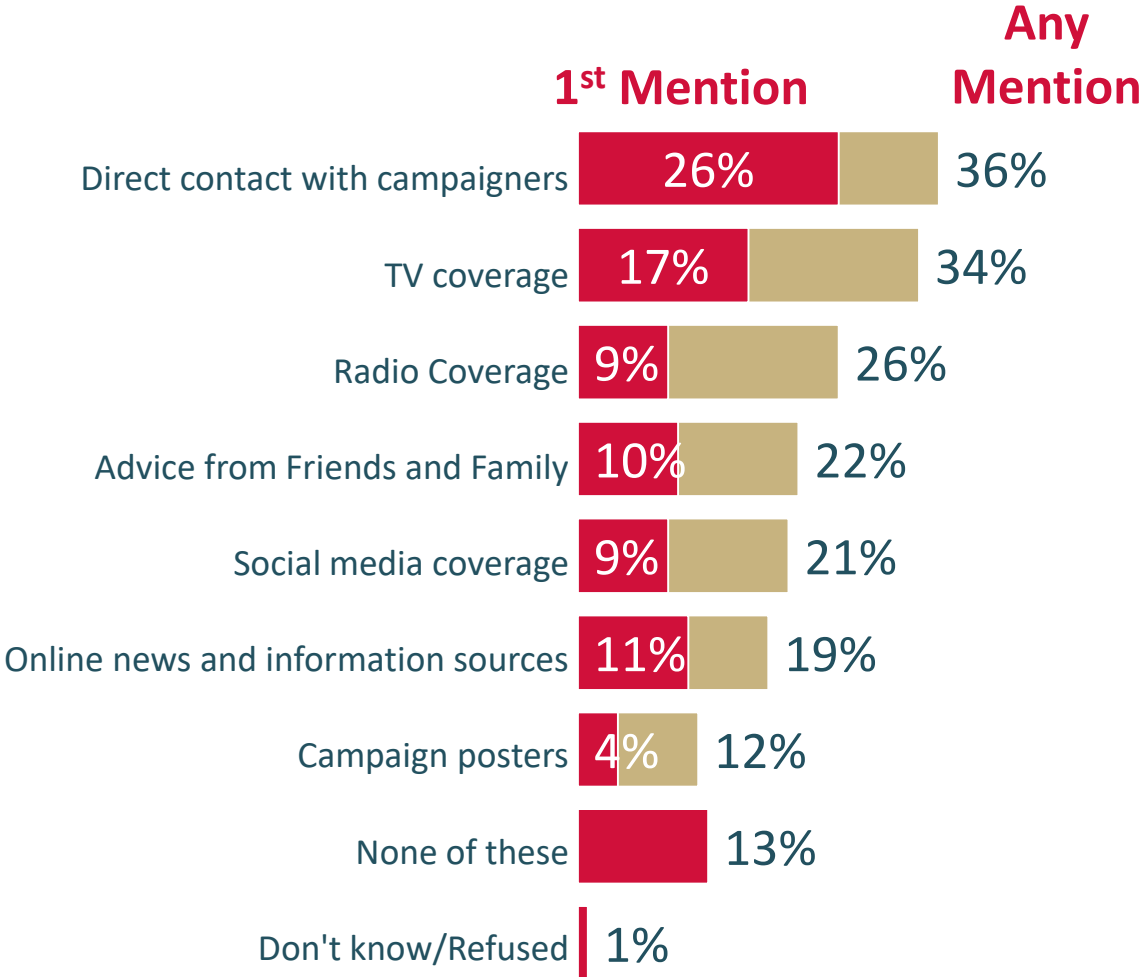
**Impact on the election –
Sources of Information**
*Tionchar ar an toghchán –
Foinsí Eolais*

Sources of Information – Influence on Vote

Foinsí Eolais –Tionchar ar an Vóta

Q.6a Which of the following sources of information were important to you when making your decision as to how to vote in these elections?

(Base: All Adults 18+ who voted in the May 2019 Elections and Referendum , n = 1,040)



Sources of Information – Influence on Vote - I

Foinsí Eolais –Tionchar ar an Vóta

Q.6a Which of the following sources of information were important to you when making your decision as to how to vote in these elections?

(Base: All Adults 18+ who voted in the May 2019 Elections and Referendum , n = 1,040)

	Total	Gender		Age						Social Class		
		Male	Female	18-24	25-34	35-44	45-54	55-64	65+	ABC1	C2DE	F
N=	1040	544	496	63	133	197	246	188	211	499	495	42
Direct contact with campaigners	36%	36%	37%	29%	41%	37%	37%	39%	32%	31%	41%	42%
TV coverage	34%	35%	33%	16%	20%	34%	31%	40%	44%	34%	33%	36%
Radio Coverage	26%	29%	22%	18%	20%	23%	26%	28%	33%	26%	26%	30%
Advice from Friends and Family	22%	20%	26%	39%	24%	23%	19%	26%	17%	22%	23%	21%
Social media coverage	21%	20%	22%	32%	39%	20%	23%	14%	13%	24%	20%	9%
Online news and information sources	19%	17%	21%	33%	27%	28%	14%	16%	9%	24%	14%	9%
Campaign posters	12%	12%	13%	18%	13%	13%	11%	13%	10%	9%	15%	15%
None of these	13%	13%	12%	8%	9%	10%	14%	10%	19%	12%	13%	16%
Don't know/Refused	1%	1%	1%	2%	1%	1%	*	1%	*	1%	1%	0

Sources of Information – Influence on Vote - II

Foinsí Eolais –Tionchar ar an Vóta

Q.6a Which of the following sources of information were important to you when making your decision as to how to vote in these elections?

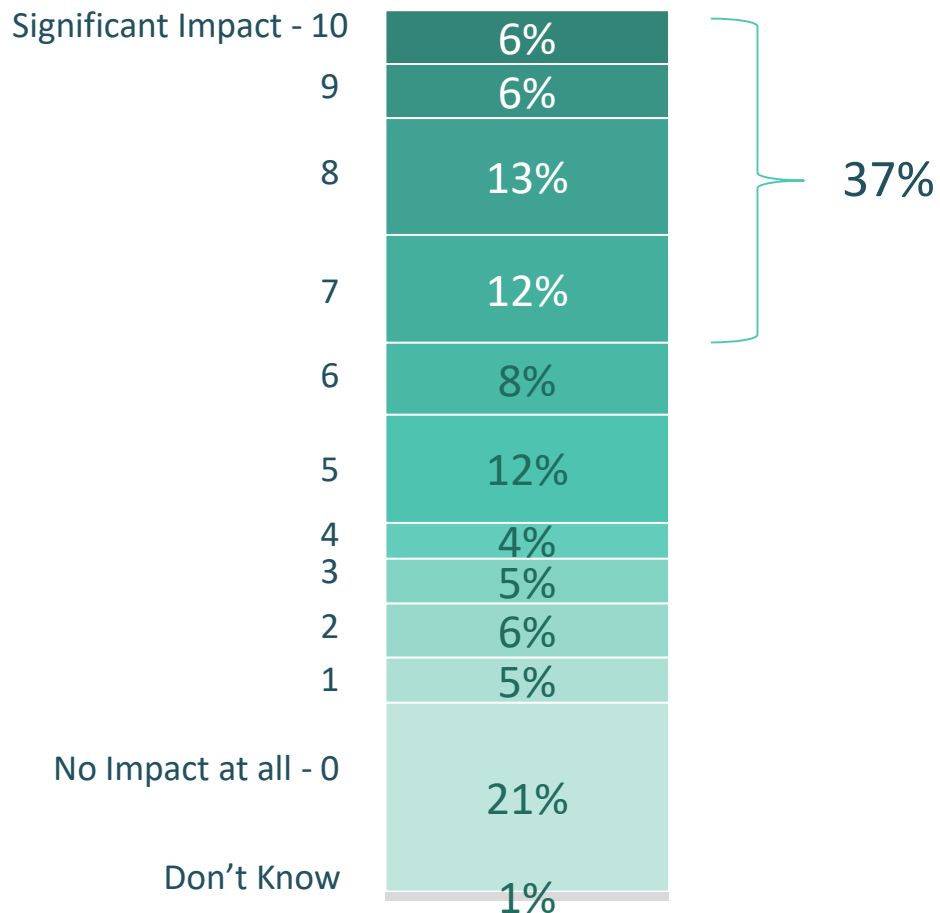
(Base: All Adults 18+ who voted in the May 2019 Elections and Referendum , n = 1,040)

	Total	Region				Location		Party Preference					
		Dublin	Rest of Leinster	Munster	Conn./ Ulster	Urban	Rural	Fianna Fáil	Fine Gael	Sinn Féin	Labour	Green Party	Independents
N=	1040	307	264	275	194	696	344	215	254	138	40	94	111
Direct contact with campaigners	36%	31%	39%	42%	32%	33%	43%	43%	32%	36%	42%	29%	32%
TV coverage	34%	32%	33%	35%	34%	32%	36%	39%	37%	39%	29%	32%	32%
Radio Coverage	26%	22%	21%	30%	32%	25%	27%	21%	36%	22%	26%	29%	23%
Advice from Friends and Family	22%	20%	25%	24%	21%	22%	24%	27%	19%	21%	17%	23%	22%
Social media coverage	21%	21%	19%	22%	23%	22%	20%	20%	17%	26%	29%	25%	23%
Online news and information sources	19%	23%	16%	18%	17%	20%	16%	11%	17%	15%	23%	36%	20%
Campaign posters	12%	14%	14%	11%	9%	11%	14%	10%	18%	7%	14%	8%	13%
None of these	13%	11%	13%	10%	18%	14%	10%	12%	12%	15%	11%	8%	15%
Don't know/Refused	1%	1%	*	1%	1%	1%	1%	0	*	3%	0	0	1%

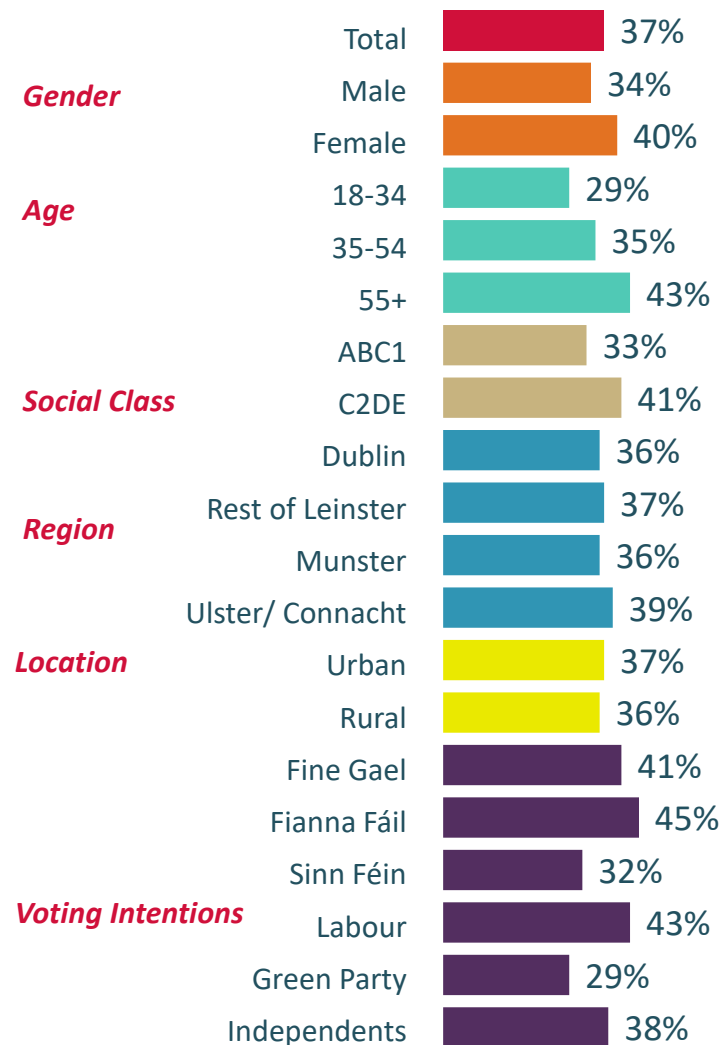
Impact of RTÉ Election Coverage


Q.6b On a scale of 0 to 10, where 0 means it had no impact at all, & 10 means it had a significant impact, what impact did the coverage of the elections from RTÉ across media platforms have on your understanding of the issues and how you would vote today?

(Base: All Adults 18+ who voted in the May 2019 Elections and Referendum, n = 1,040)



% Impactful (7-10)





**Impact on the election –
Direction of the Country**
*Tionchar ar na toghchán –
An Treo a bhfuil an Tír ag dul*

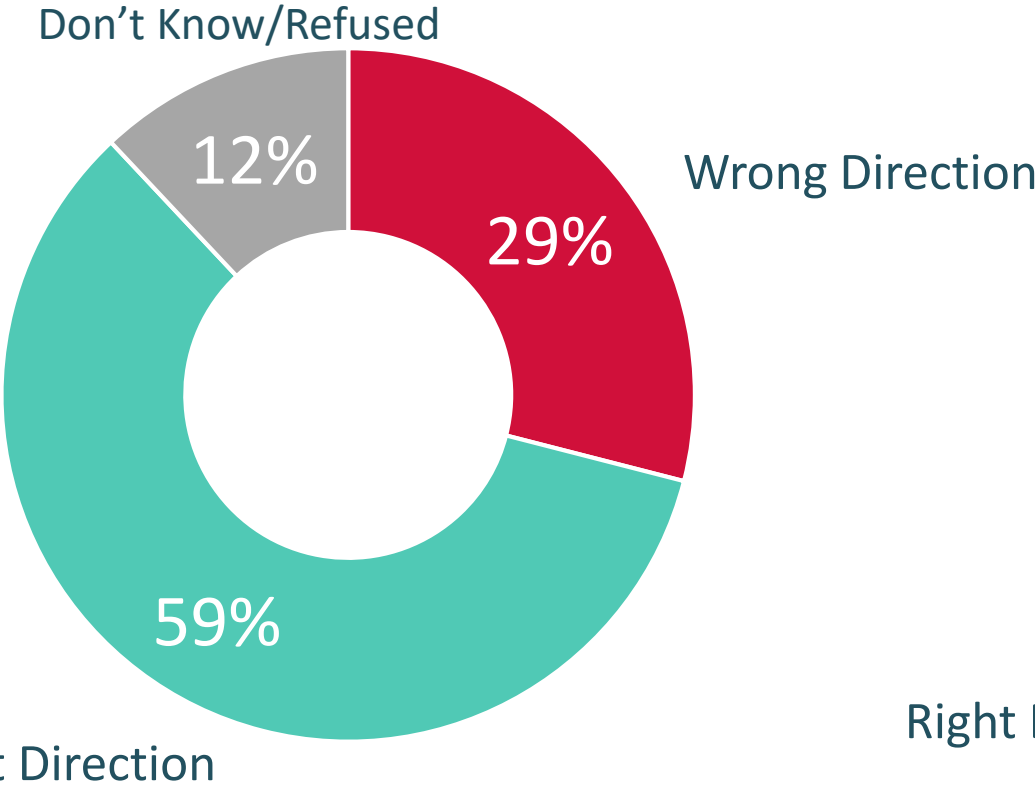
Is the Country going in the right/wrong direction?

An bhfuil an tír ag dul an treo ceart/mícheart?

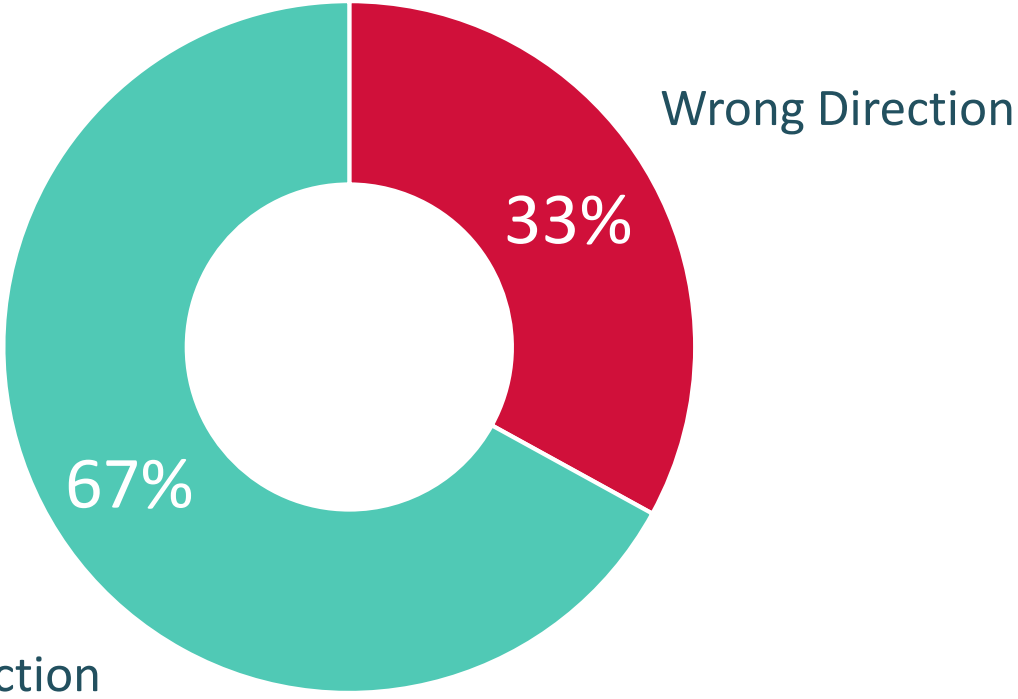
Q.8a Generally speaking, do you think that things in Ireland are going in the (ROTATE) right direction, or do you feel things are going in the wrong direction?

(Base: All Adults 18+ who voted in the May 2019 Elections and Referendum , n = 1,512)

All Voters



Excl. Undecided/ Non-Voters



Is the Country going in the right/wrong direction?

An bhfuil an tír ag dul an treo ceart/mícheart?

Q.8a Generally speaking, do you think that things in Ireland are going in the (ROTATE) right direction, or do you feel things are going in the wrong direction?

(Base: All Adults 18+ who voted in the May 2019 Elections and Referendum , n = 1,512)

		Gender		Age						Social Class		
	Total	Male	Female	18-24	25-34	35-44	45-54	55-64	65+	ABC1	C2DE	F
N=	1512	823	689	98	195	305	324	276	313	750	702	55
Right Direction	59%	58%	60%	72%	62%	60%	61%	57%	51%	64%	53%	54%
Wrong Direction	29%	31%	28%	20%	25%	30%	29%	29%	36%	25%	34%	32%
Don't know/Refused	12%	11%	12%	8%	13%	11%	10%	14%	12%	11%	12%	13%

		Region				Location		Party Preference					
	Total	Dublin	Rest of Leinster	Munster	Conn./Ulster	Urban	Rural	Fianna Fáil	Fine Gael	Sinn Féin	Labour	Green Party	Independents
N=	1512	468	389	374	281	1002	510	284	355	204	65	166	148
Right Direction	59%	63%	62%	57%	51%	61%	55%	56%	78%	36%	63%	68%	52%
Wrong Direction	29%	26%	28%	30%	35%	29%	31%	32%	13%	53%	18%	22%	40%
Don't know/Refused	12%	10%	10%	13%	14%	10%	14%	12%	8%	11%	18%	11%	9%

Is the Country going in the right/wrong direction?

An bhfuil an tír ag dul an treo ceart/mícheart?

Q.8a Generally speaking, do you think that things in Ireland are going in the (ROTATE) right direction, or do you feel things are going in the wrong direction?

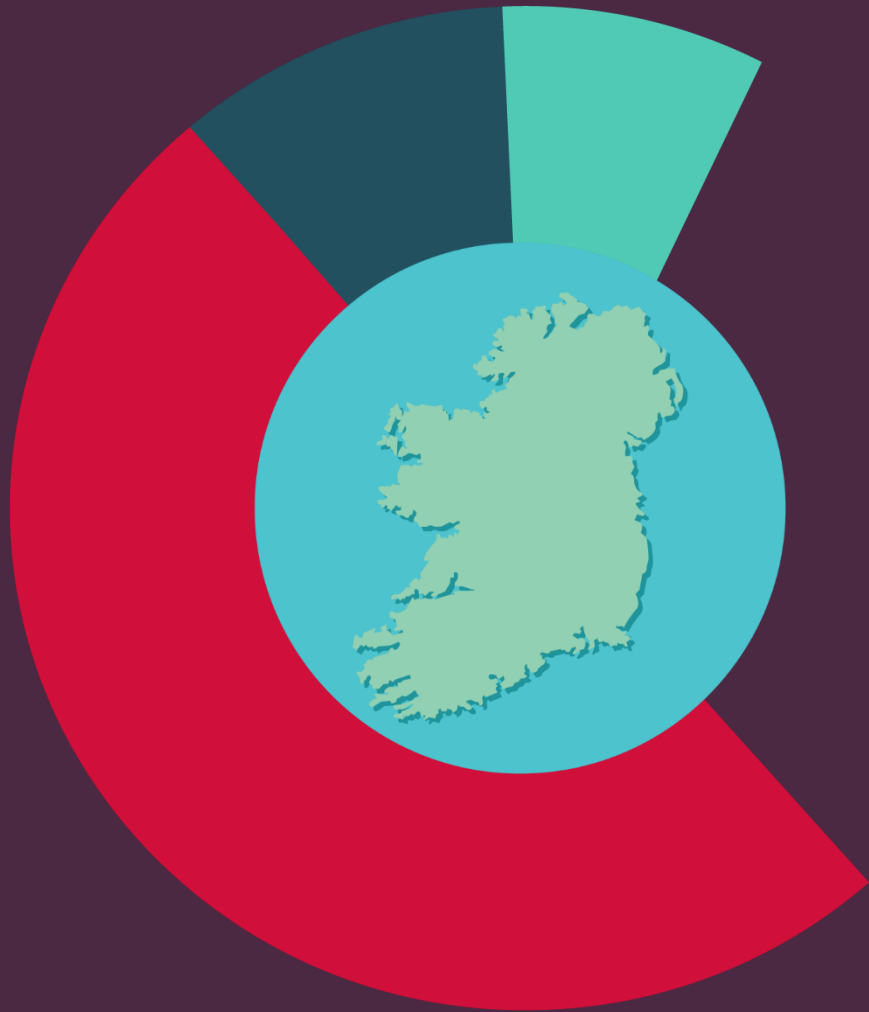
(Base: All Adults 18+ who voted in the May 2019 Elections and Referendum , n = 1,512)

Top Candidates – Midlands North West						
	Total Midlands North West	Mairead McGuinness (Fine Gael)	Matt Carthy (Sinn Fein)	Saoirse McHugh (Green Party)	Luke Ming Flanagan (Independent)	Maria Walsh (Fine Gael)
N=	500	129	69	61	53	50
Right Direction	58%	77%	42%	54%	57%	71%
Wrong Direction	30%	14%	51%	34%	28%	18%
Don't know/Refused	12%	9%	7%	12%	15%	11%

Top Candidates – South Constituency						
	Total South	Sean Kelly (Fine Gael)	Liadh Ní Riada (Sinn Fein)	Billy Kelleher (Fianna Fail)	Grace O'Sullivan (Green Party)	Mick Wallace (Inds. 4 Change)
N=	544	85	74	69	63	50
Right Direction	57%	66%	40%	58%	68%	47%
Wrong Direction	31%	17%	44%	30%	27%	47%
Don't know/Refused	12%	17%	16%	12%	4%	6%

Top Candidates – Dublin Constituency						
	Total Dublin	Ciarán Cuffe (Green Party)	Frances Fitzgerald (Fine Gael)	Barry Andrews (Fianna Fail)	Lynn Boylan (Sinn Fein)	Claire Daly (Inds. 4 Change)
N=	579	121	83	68	63	62
Right Direction	63%	72%	81%	64%	39%	48%
Wrong Direction	25%	11%	10%	36%	40%	39%
Don't know/Refused	12%	17%	9%	0	21%	14%

Parties Voted For – Local Elections							
	Total	Fianna Fáil	Fine Gael	Sinn Féin	Labour	Green Party	Independents
N=	1512	318	338	199	102	149	276
Right Direction	59%	54%	73%	37%	65%	69%	61%
Wrong Direction	29%	35%	15%	52%	23%	17%	29%
Don't know/Refused	12%	12%	12%	11%	11%	13%	10%



United Ireland
Éire Aontaithe

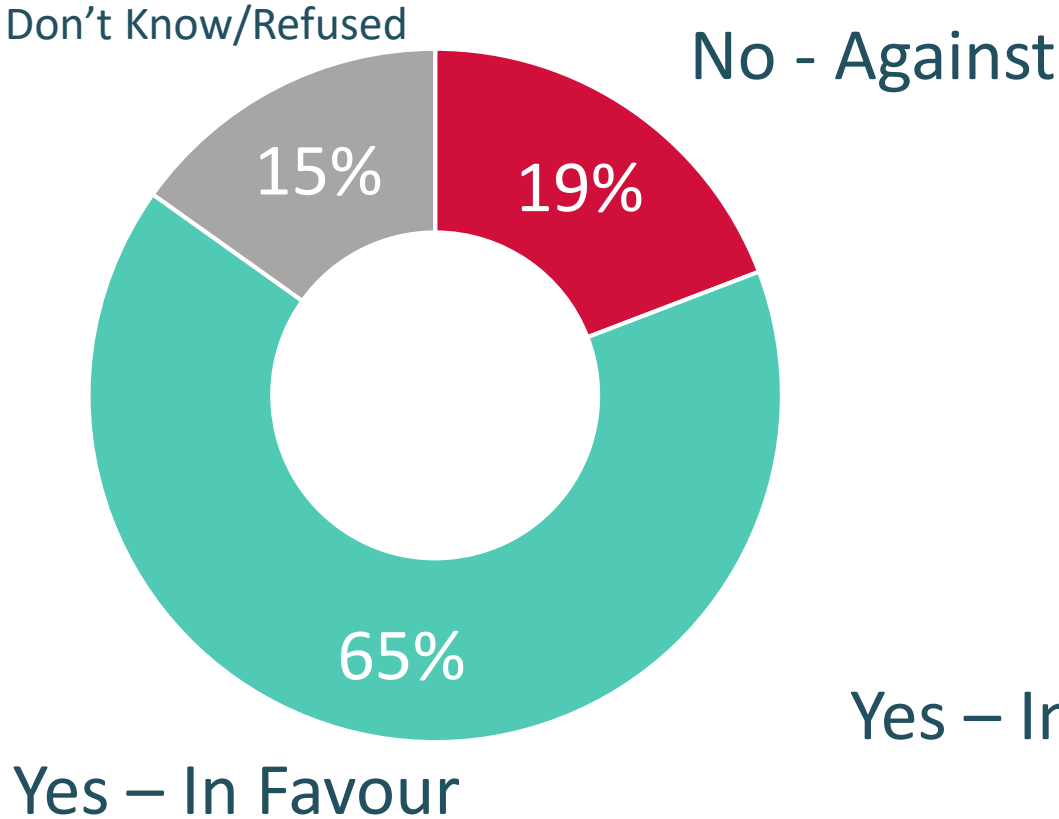
Support for a United Ireland

I bhfabhar Éire Aontaithe

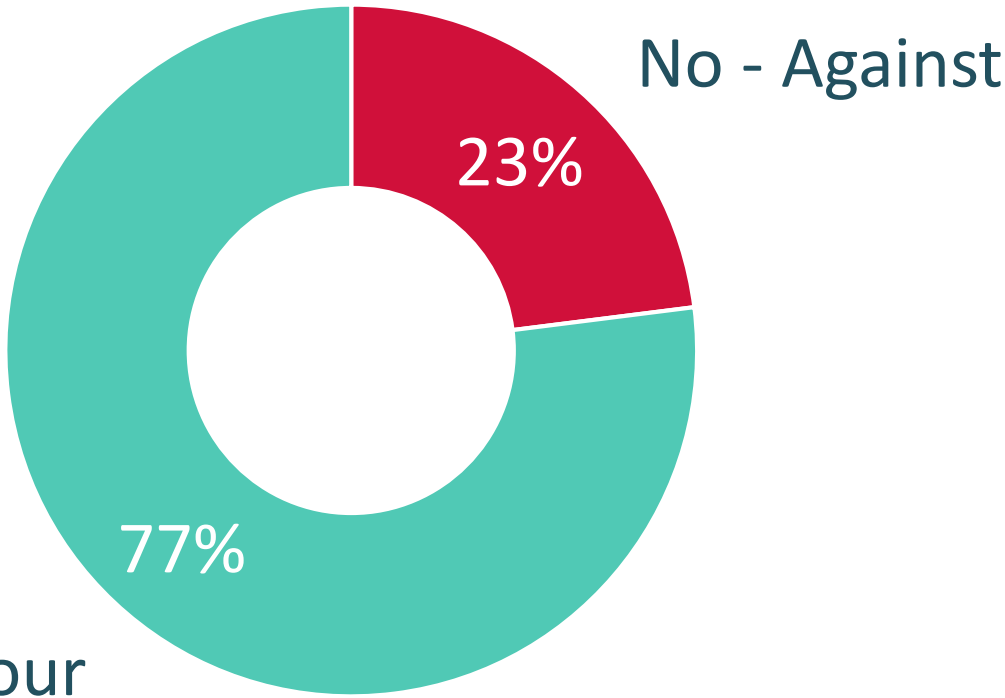
Q.8b If there was a referendum on a United Ireland tomorrow, would you vote yes in favour of a United Ireland, or no against a United Ireland?

(Base: All Adults 18+ who voted in the May 2019 Elections and Referendum who would vote, n =1,489)

All Voters



Excl. Undecided/ Non-Voters



Support for a United Ireland

I bhfabhar Éire Aontaithe

Q.8b If there was a referendum on a United Ireland tomorrow, would you vote yes in favour of a United Ireland, or no against a United Ireland?

(Base: All Adults 18+ who voted in the May 2019 Elections and Referendum who would vote, n =1,489)

		Gender		Age						Social Class		
	Total	Male	Female	18-24	25-34	35-44	45-54	55-64	65+	ABC1	C2DE	F
N=	1489	796	693	75	185	300	360	279	288	705	714	63
Yes – In Favour	65%	66%	64%	68%	68%	60%	66%	66%	66%	60%	69%	78%
No – Against	19%	22%	16%	14%	16%	20%	19%	21%	21%	22%	17%	15%
Don't know/Refused	15%	12%	19%	19%	16%	20%	15%	13%	13%	17%	14%	7%

		Region				Location		Party Preference					
	Total	Dublin	Rest of Leinster	Munster	Conn./Ulster	Urban	Rural	Fianna Fáil	Fine Gael	Sinn Féin	Labour	Green Party	Independents
N=	1489	434	407	363	285	974	515	300	341	180	64	162	174
Yes – In Favour	65%	55%	67%	70%	68%	62%	70%	65%	66%	85%	57%	54%	68%
No – Against	19%	23%	21%	18%	15%	20%	18%	24%	22%	5%	19%	21%	18%
Don't know/Refused	15%	22%	13%	12%	16%	17%	12%	11%	12%	10%	24%	26%	14%



Role of the Irish Language *An Ghaeilge*

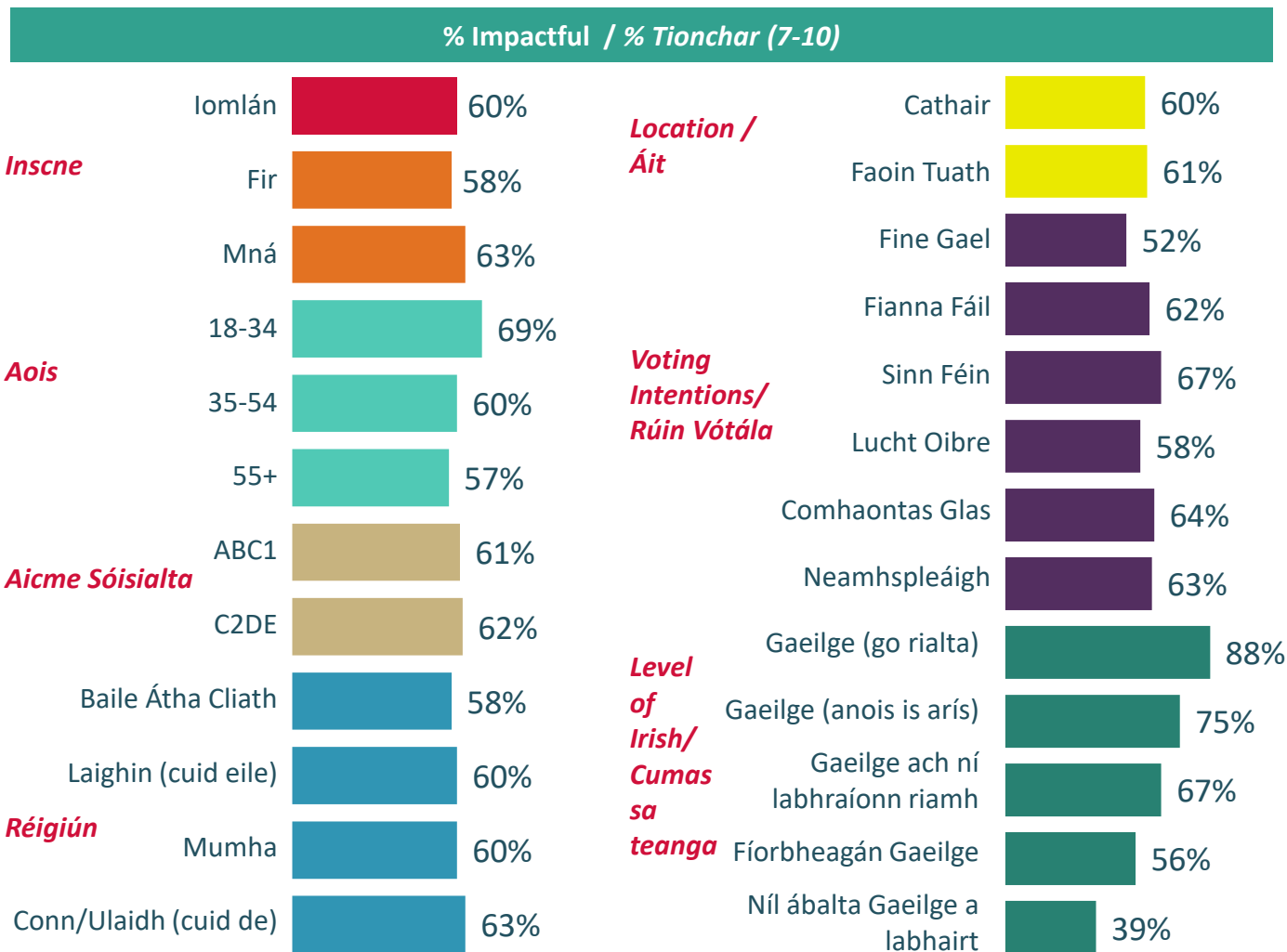
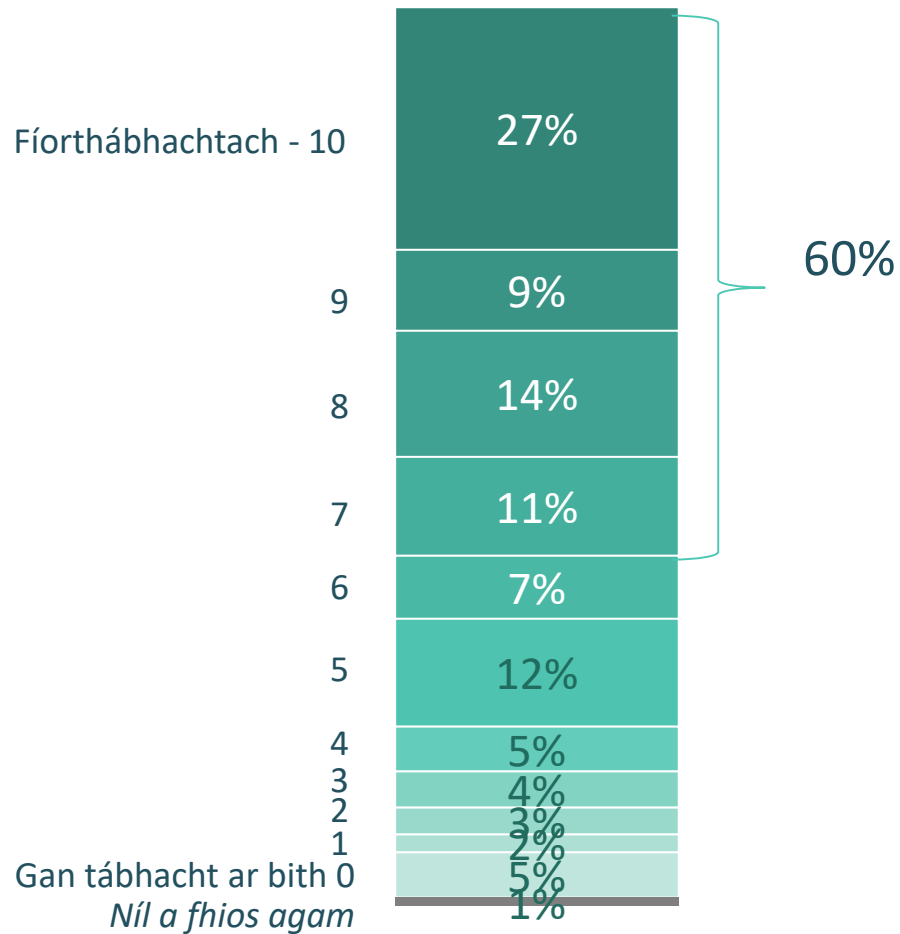
Section Embargo – 12.30pm 25th May 2019

Importance of the Irish Language

Tábhacht na Gaeilge

Q.9a On a scale of 0 to 10, where 0 means not at all important, & 10 means extremely important, how important do you think it is that the Irish language continues to be used, promoted and protected?

(Base: All Adults 18+ who voted in the May 2019 Elections and Referendum, n = 3,016)

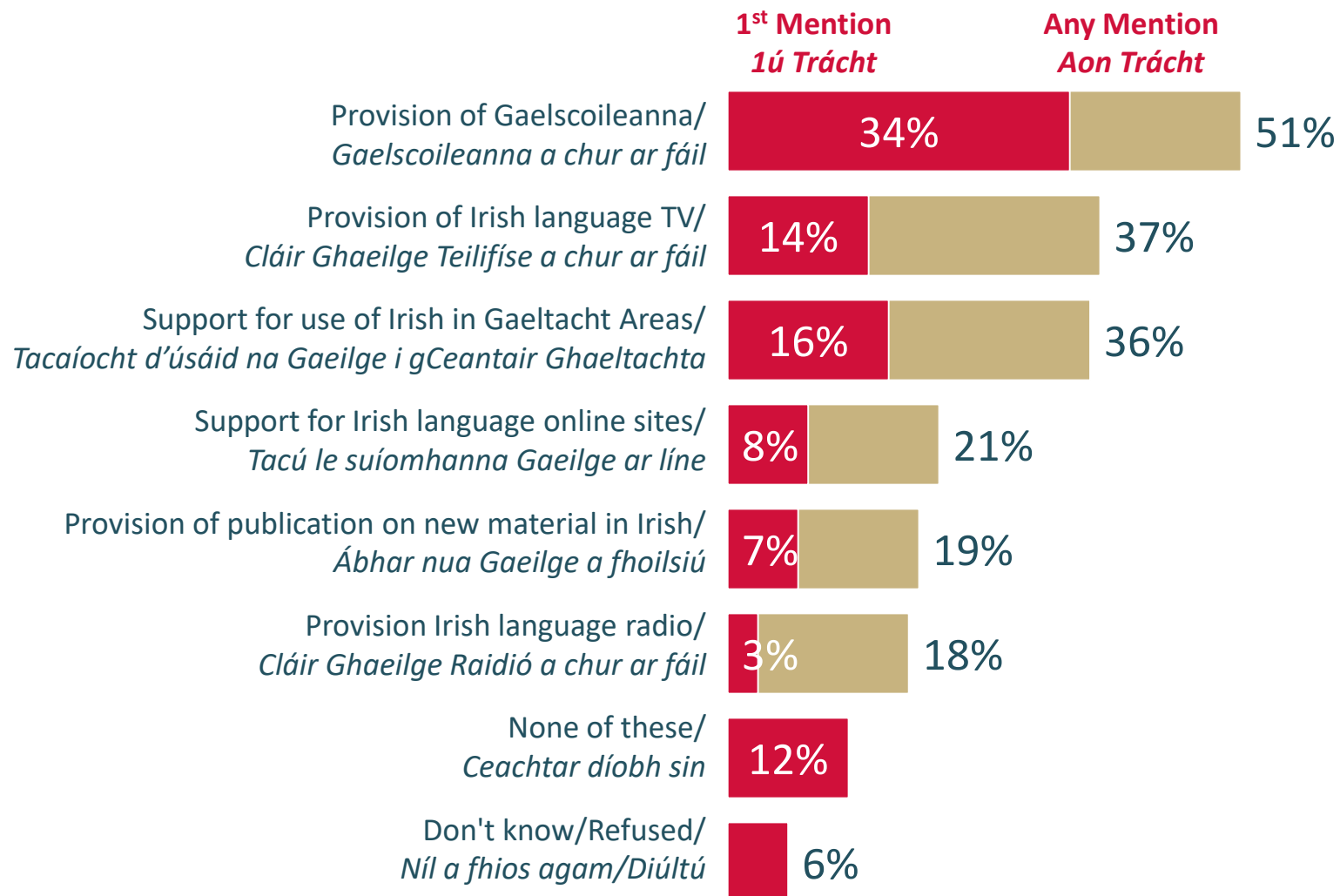


Importance in use, promotion and protection of the Irish Language

Tábhacht atá le húsáid, cur chun cinn agus cosaint na teanga

Q.9b Which of the following are important to ensuring that the Irish language continues to be used, promoted and protected?

(Base: All Adults 18+ who voted in the May 2019 Elections and Referendum , n = 3,016)



Importance in use, promotion and protection of the Irish Language - I

Tábhacht atá le húsáid, cur chun cinn agus cosaint na teanga

Q.9b Which of the following are important to ensuring that the Irish language continues to be used, promoted and protected?

(Base: All Adults 18+ who voted in the May 2019 Elections and Referendum , n = 3,016)

	Total/ Iomlán	Cainteoirí Gaeilge					Gender/Inscne		Age/Aois						Social Class/Aicme Sóisialta		
		Gaeilge (go rialta)	Gaeilge (anois is arís)	Gaeilge ach ní labhraíon n riamh	Fíorbheia gán Gaeilge	Níl ábalta Gaeilge a labhairt	Male/ Fir	Female /Mná	18-24	25-34	35-44	45-54	55-64	65+	ABC1	C2DE	F
N=	3016	222	502	427	1348	517	1623	1393	177	378	603	689	557	609	1461	1421	120
Gaelscoileanna a chur ar fáil	51%	65%	60%	48%	50%	40%	49%	53%	51%	53%	53%	51%	48%	50%	53%	49%	35%
Cláir Ghaeilge Teilifíse a chur ar fáil	37%	44%	43%	44%	35%	26%	37%	37%	38%	32%	37%	37%	39%	37%	39%	35%	32%
Tacaíocht d'úsáid na Gaeilge i gCeantair Ghaeltachta	36%	42%	41%	38%	35%	29%	35%	38%	40%	39%	36%	35%	37%	33%	36%	36%	34%
Tacú le suíomhanna Gaeilge ar líne	21%	33%	23%	24%	20%	16%	20%	22%	24%	29%	20%	22%	21%	15%	21%	21%	8%
Ábhar nua Gaeilge a fhoilsiú	19%	28%	21%	24%	16%	13%	17%	21%	25%	25%	19%	17%	19%	14%	20%	17%	16%
Cláir Ghaeilge Raidió a chur ar fáil	18%	26%	21%	17%	18%	12%	19%	17%	17%	18%	17%	16%	22%	19%	19%	18%	15%
Ceachtar díobh sin	12%	5%	7%	11%	12%	20%	13%	11%	8%	7%	10%	14%	13%	15%	10%	13%	19%
Níl a fhios agam/Diúltú	6%	2%	2%	3%	7%	15%	7%	6%	4%	6%	8%	6%	7%	7%	5%	7%	13%

Importance in use, promotion and protection of the Irish Language - II

Tábhacht atá le húsáid, cur chun cinn agus cosaint na teanga

Q.9b Which of the following are important to ensuring that the Irish language continues to be used, promoted and protected?

(Base: All Adults 18+ who voted in the May 2019 Elections and Referendum , n = 3,016)

	Total/ Iomlán	Region/Réigiún				Location/Áit		Party Preference/Rogha Páirtí					
		Dublin/ Baile Átha Cliath	Rest of Leinster/ An Chuid eile de Laignin	Munster/ Mumha	Conn./ Ulster/ Conn/ Ulaidh	Urban/ Cathair	Rural/ Faoin Tuath	Fianna Fáil	Fine Gael	Sinn Féin	Labour/ Lucht Oibre	Green Party/ Comhaontas Glas	Indepen Dents/ Neamhspleáigh
N=	3016	898	805	743	570	1985	1031	590	696	388	131	329	324
Gaelscoileanna a chur ar fáil	51%	48%	53%	51%	49%	54%	46%	53%	47%	48%	46%	60%	46%
Cláir Ghaeilge Teilifíse a chur ar fáil	37%	36%	35%	40%	37%	36%	38%	37%	36%	40%	43%	40%	29%
Tacaíocht d'úsáid na Gaeilge i gCeantair Ghaeltachta	36%	34%	36%	36%	39%	36%	36%	37%	35%	37%	37%	41%	35%
Tacú le suíomhanna Gaeilge ar líne	21%	17%	20%	24%	23%	21%	21%	19%	19%	25%	19%	23%	22%
Ábhar nua Gaeilge a fhoilsiú	19%	16%	17%	22%	19%	18%	19%	17%	17%	22%	18%	19%	20%
Cláir Ghaeilge Raidió a chur ar fáil	18%	15%	15%	21%	22%	18%	18%	18%	16%	22%	22%	18%	18%
Ceachtar díobh sin	12%	13%	11%	10%	14%	12%	11%	10%	16%	11%	12%	8%	15%
Níl a fhios agam/Diúltú	6%	5%	8%	7%	6%	6%	8%	6%	7%	5%	7%	4%	7%



Party Preference

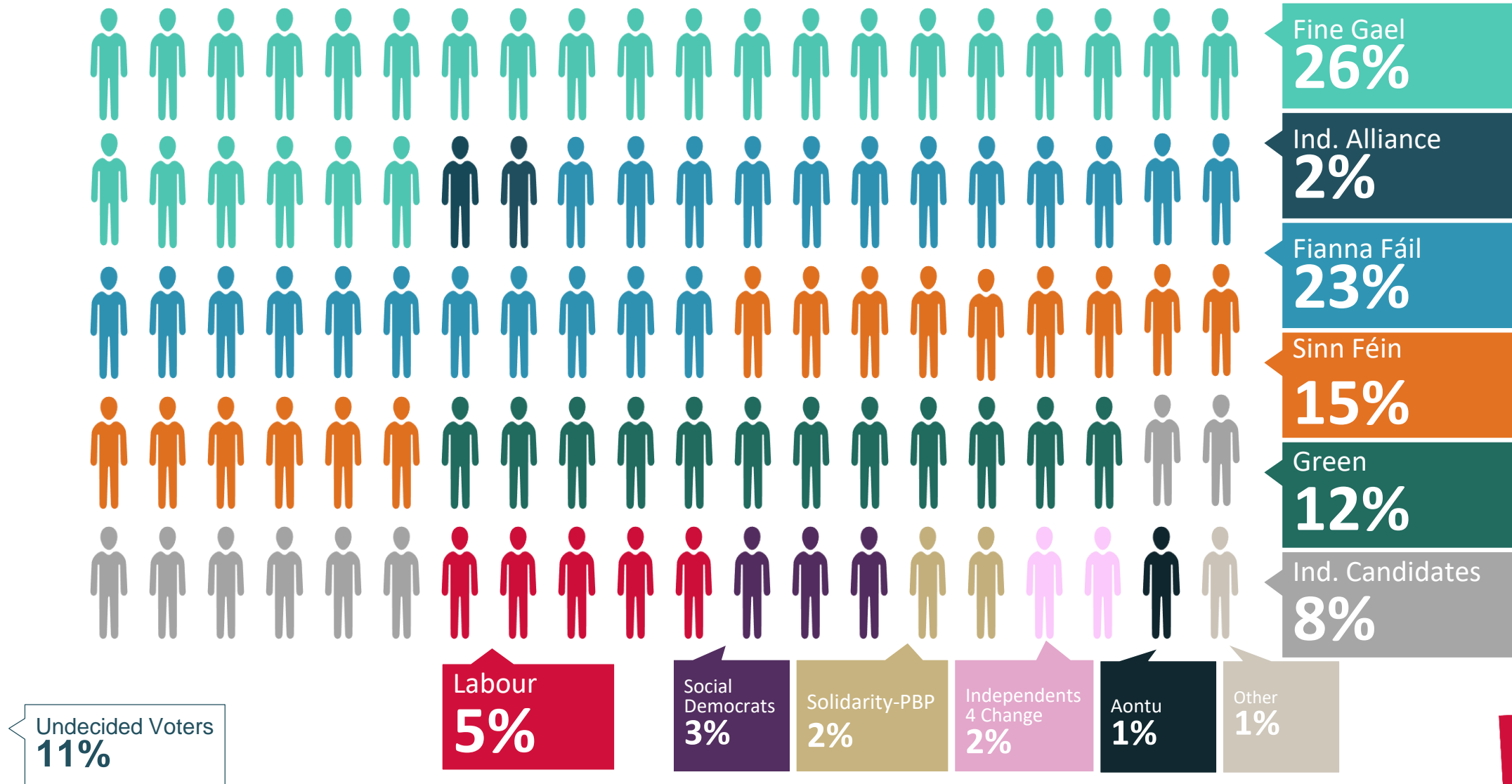
Rogha Páirtí

First Preference Vote Intention – 24th May 2019

1ú Rogha i gcás Olltoghcháin – 24 Bealtaine 2019

If the general election was tomorrow which party or independent candidate do you think you would give your first preference vote to?

(Base: All Voters 18+ who voted in the May 2019 Elections and Referendum, who expressed a preference - 2671)

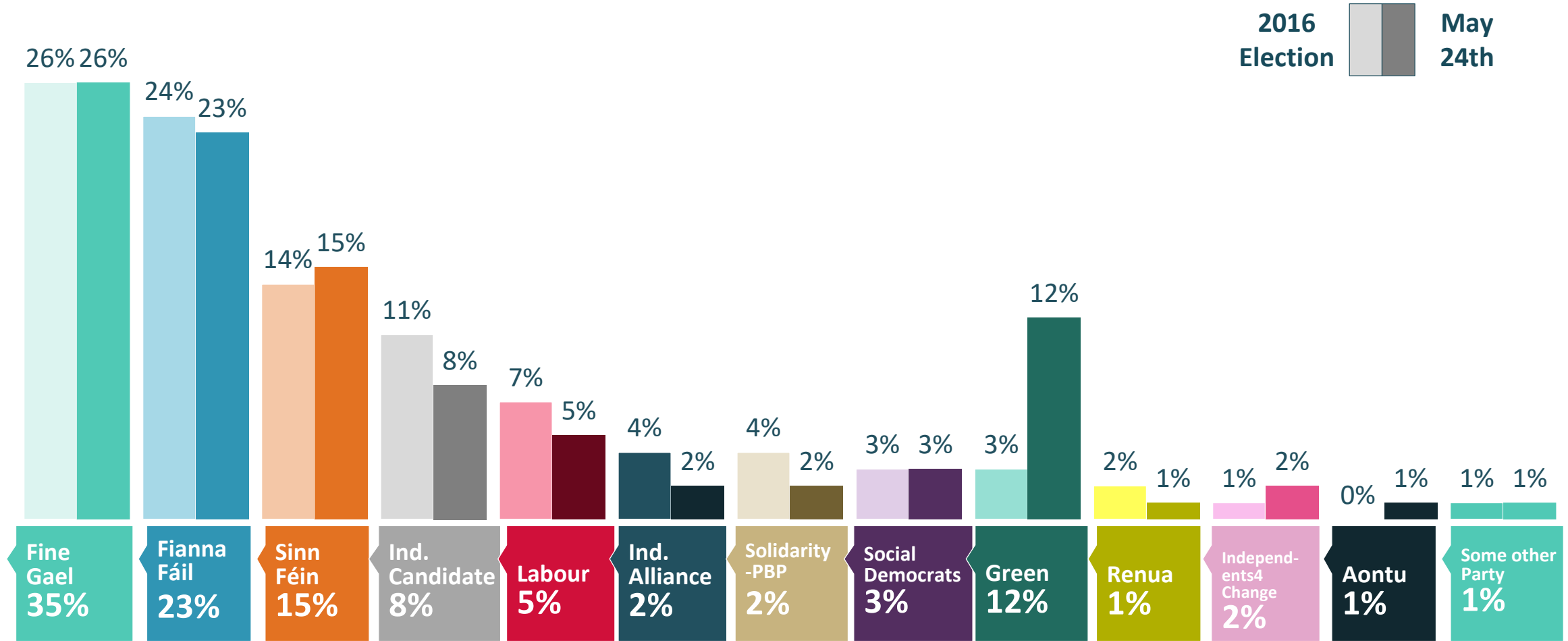


First Preference Vote Intention – 24th May 2019 versus 2016 Election

1ú Rogha i gcás Olltoghcháin – 24 Bealtaine 2019 V Olltoghchán 2016

If the general election was tomorrow which party or independent candidate do you think you would give your first preference vote to?

(Base: All Voters 18+ who voted in the May 2019 Elections and Referendum , who expressed a preference - 2671)



Party Preference X Demographics – I

Rogha Páirtí X Déimeagrafach – I

These parties or candidates will fight a general election in your area. If the general election was tomorrow which party or independent candidate do you think you would give your first preference vote?
 (Base: All Voters 18+ who voted in the May 2019 Elections and Referendum , who expressed a preference - 2671)

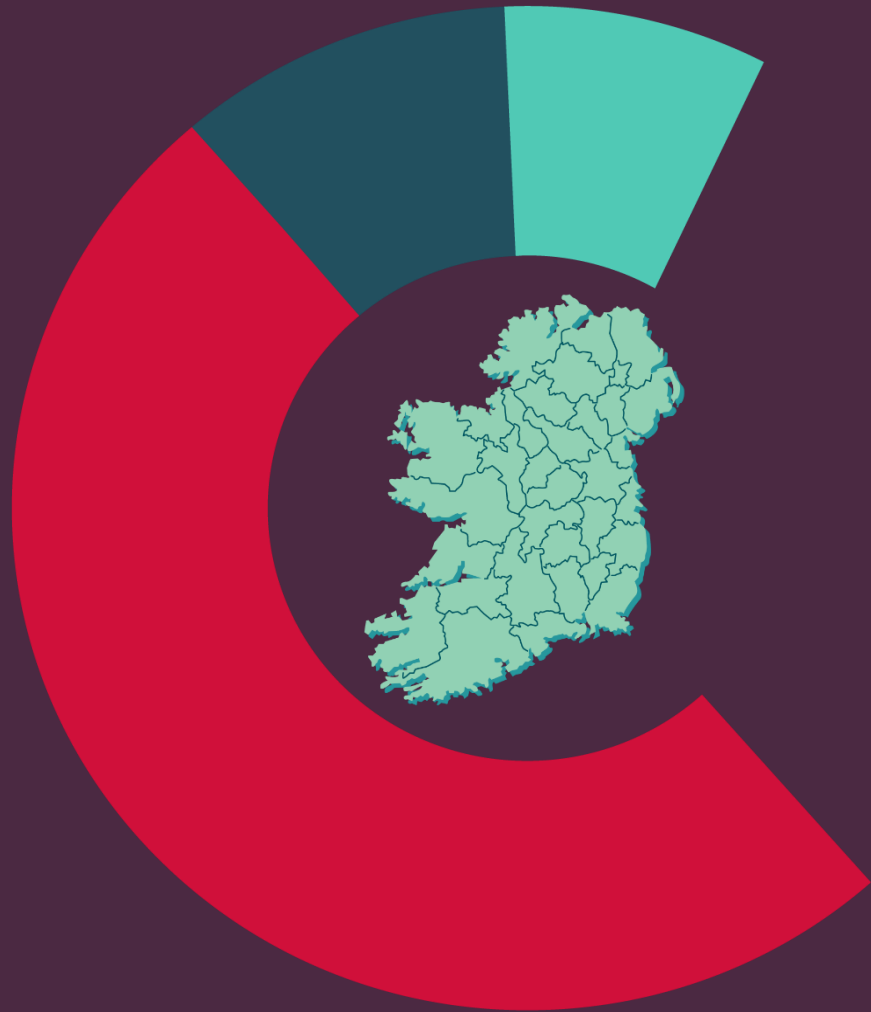
		Gender		Age						Social Class		
	Total	Male	Female	18-24	25-34	35-44	45-54	55-64	65+	ABC1	C2DE	F
N=	2671	1470	1201	155	337	527	598	500	552	1295	1261	107
Fine Gael	26%	26%	26%	24%	20%	26%	27%	28%	29%	30%	21%	38%
Fianna Fáil	23%	25%	20%	15%	18%	19%	22%	23%	33%	21%	25%	30%
Sinn Féin	15%	15%	14%	17%	18%	17%	15%	14%	10%	10%	20%	11%
Green Party	12%	10%	15%	21%	17%	12%	11%	10%	7%	17%	8%	2%
Other Independent candidate	8%	8%	8%	7%	8%	10%	9%	8%	6%	6%	10%	9%
Labour Party	5%	4%	6%	3%	5%	3%	6%	5%	6%	5%	5%	5%
Social Democrats	3%	3%	3%	5%	5%	4%	3%	2%	1%	4%	2%	0
Solidarity - People Before Profit	2%	2%	2%	3%	4%	2%	2%	1%	1%	2%	3%	0
Independent Alliance candidate	2%	2%	2%	2%	2%	2%	2%	2%	3%	1%	3%	1%
Independents 4 Change candidate	2%	2%	3%	1%	1%	2%	2%	4%	*	2%	3%	1%
Aontu	1%	1%	1%	1%	1%	2%	1%	1%	1%	1%	1%	2%
Renua	1%	1%	*	1%	0	1%	*	1%	*	*	1%	1%
The Workers Party	*	*	1%	*	1%	0	1%	0	*	*	*	0
Some Other Party	*	*	*	0	0	*	*	*	0	*	*	1%

Party Preference X Demographics – II

Rogha Páirtí X Déimeagrafach – II

These parties or candidates will fight a general election in your area. If the general election was tomorrow which party or independent candidate do you think you would give your first preference vote?
(Base: All Voters 18+ who voted in the May 2019 Elections and Referendum , who expressed a preference - 2671)

	Total	Region				Location	
		Dublin	Rest of Leinster	Munster	Conn./ Ulster	Urban	Rural
N=	2671	803	716	635	517	1776	895
Fine Gael	26%	21%	28%	29%	27%	24%	31%
Fianna Fáil	23%	15%	29%	24%	23%	19%	29%
Sinn Féin	15%	12%	13%	15%	19%	14%	16%
Green Party	12%	20%	8%	10%	8%	15%	6%
Other Independent candidate	8%	7%	5%	10%	11%	9%	7%
Labour Party	5%	5%	5%	5%	3%	5%	4%
Social Democrats	3%	8%	2%	1%	1%	4%	1%
Solidarity - People Before Profit	2%	5%	1%	1%	2%	3%	1%
Independent Alliance candidate	2%	1%	3%	2%	2%	2%	2%
Independents 4 Change candidate	2%	2%	3%	1%	1%	2%	2%
Aontu	1%	1%	3%	1%	*	2%	*
Renua	1%	*	1%	*	1%	1%	*
The Workers Party	*	1%	0	1%	0	*	*
Some Other Party	*	*	0	1%	*	*	*



The Sampling Points

Sampláil

Sampling Points – Electoral Districts

DUBLIN	
Constituency	Electoral Division
Dublin Bay North	02039(Clontarf East C)
Dublin Bay North	02059(Grange A)
Dublin Bay North	02082(Priorswood C)
Dublin Bay North	04024(Howth)
Dublin Bay South	02125(Pembroke East A)
Dublin Bay South	02134(Rathmines East A)
Dublin Bay South	02146(St. Kevin's)
Dublin Central	02004(Arran Quay D)
Dublin Central	02073(Mountjoy A)
Dublin Fingal	04002(Balbriggan Rural)
Dublin Fingal	04025(Kilsallaghan)
Dublin Fingal	04033(Rush)
Dublin Fingal	04036(Swords-F Forrest)
Dublin Mid-West	03006(Clondalkin-Dunawley)
Dublin Mid-West	03015(Lucan-Esker)
Dublin Mid-West	03019(Palmerston Village)
Dublin North-West	02015(Ballymun A)
Dublin North-West	02051(Finglas North A)
Dublin North-West	02091(Whitehall B)
Dublin Rathdown	05023(Churchtown-Landscape)
Dublin Rathdown	05031(Clonskeagh-Windy Arbour)
Dublin Rathdown	05057(Glencullen)
Dublin South-Central	02105(Drumfinn)
Dublin South-Central	02121(Merchants Quay C)
Dublin South-Central	03048(Terenure-Greentrees)
Dublin South-West	03013(Firhouse-Knocklyon)
Dublin South-West	03030(Tallaght-Fettercairn)
Dublin South-West	03035(Tallaght-Kiltipper)
Dublin South-West	03045(Templeogue-Osprey)
Dublin West	04009(Blanchardstown-Blakestown)
Dublin West	04009(Blanchardstown-Blakestown)
Dublin West	04016(Castleknock-Knockmaroon)
Dún Laoghaire	05011(Blackrock-Glenomena)
Dún Laoghaire	05020(Cabinteely-Loughlinstown)
Dún Laoghaire	05049(Dún Laoghaire-Sallynoggin West)
Dún Laoghaire	05060(Shankill-Rathmichael)

REST OF LEINSTER	
Constituency	Electoral Division
Carlow-Kilkenny	01019(Carlow Rural)
Carlow-Kilkenny	07001(Kilkenny No. 1 Urban)
Carlow-Kilkenny	07030(Moneenroe)
Carlow-Kilkenny	07052(Odagh)
Carlow-Kilkenny	07110(Portnascully)
Kildare North	06003(Naas Urban)
Kildare North	06034(Celbridge)
Kildare North	06041(Straffan)
Kildare South	06008(Ballyshannon)
Kildare South	06066(Droichead Nua (Newbridge) Urban)
Laois	08041(Ballybrittas)
Laois	08071(Portlaoighise (Maryborough) Rural)
Laois	08092(Doonane)
Longford-Westmeath	09043(Caldragh)
Longford-Westmeath	13003(Athlone East Rural)
Longford-Westmeath	13061(Castlelost)
Longford-Westmeath	13091(Mullingar South Urban)
Louth	10003(West Gate)
Louth	10021(Carlingford)
Louth	10027(Dundalk Rural)
Louth	10047(St. Mary's (Part Urban))
Meath East	11008(Donaghmore)
Meath East	11016(Ratoath)
Meath East	11054(Kentstown)
Meath West	11055(Navan Rural)
Meath West	11067(Oldcastle)
Meath West	11091(Summerhill)
Offaly	12002(Tullamore Urban)
Offaly	12035(Ballyburly)
Offaly	22008(Borrisokane)
Wexford	14005(Wexford No. 2 Urban)
Wexford	14020(Edermine)
Wexford	14051(Gorey Rural)
Wexford	14097(Bannow)
Wicklow	15004(Bray No. 2)
Wicklow	15014(Dunlavin)
Wicklow	15035(Kilmacanoge)
Wicklow	15066(Wicklow Rural)

MUNSTER	
Constituency	Electoral Division
Clare	16027(Clenagh)
Clare	16037(Kilnamona)
Clare	16134(Killaloe)
Cork East	18002(Cobh Urban)
Cork East	18095(Knockraha)
Cork East	18229(Doneraile)
Cork East	18260(Midleton Rural)
Cork North-Central	17027(Gillabbey A)
Cork North-Central	17062(The Glen B)
Cork North-Central	18101(Rathcooney (Part Rural))
Cork North-West	18012(Ballygroman)
Cork North-West	18075(Ballincollig)
Cork North-West	18170(Newmarket)
Cork South-Central	17043(Mahon B)
Cork South-Central	17057(South Gate A)
Cork South-Central	18086(Douglas)
Cork South-Central	18193(Liscleary)
Cork South-West	18009(Skibbereen Urban)
Cork South-West	18088(Dunderrow)
Kerry	19001(Killarney Urban)
Kerry	19079(Kilcummin)
Kerry	19110(Killehenry)
Kerry	19143(Clogherbrien)
Kerry	19165(Tralee Rural)
Limerick City	20001(Abbey A)
Limerick City	20022(Glentworth B)
Limerick City	21051(Ballycummin)
Limerick County	21039(Kilfinnane)
Limerick County	21098(Monagay)
Limerick County	21125(Nantinan)
Tipperary	22001(Nenagh East Urban)
Tipperary	22034(Castletown)
Tipperary	22068(Holycross)
Tipperary	23109(Killenaule)
Tipperary	23133(Clonmel Rural)
Waterford	24019(Grange Upper)
Waterford	25034(An Rinn)
Waterford	25083(Tramore)

CONNAUGHT / ULSTER	
Constituency	Electoral Division
Cavan-Monaghan	32010(Mullagh)
Cavan-Monaghan	32048(Cavan Rural)
Cavan-Monaghan	34021(Ballybay Rural)
Cavan-Monaghan	34057(Emyvale)
Donegal	33025(Tantallon)
Donegal	33057(Killybegs)
Donegal	33086(Killea)
Donegal	33105(Letterkenny Rural)
Donegal	33139(Gleneely)
Galway East	27101(Athenry)
Galway East	27175(Portumna)
Galway East	27198(Headford)
Galway West	26001(Ballybaan)
Galway West	26007(Eyre Square)
Galway West	27036(Rinvyle)
Galway West	27061(Sailearna)
Mayo	29003(Castlebar Urban)
Mayo	29055(Béal an Mhuirthead)
Mayo	29083(Turlough)
Mayo	29119(Swineford)
Roscommon-Galway	30016(Kiltoom)
Roscommon-Galway	30105(Roscommon Rural)
Sligo-Leitrim	28018(Drumshanbo)
Sligo-Leitrim	31002(Sligo North)
Sligo-Leitrim	31048(Drumcliff West)
Sligo-Leitrim	31073(Coolaney)






The Questionnaire

An Ceistneoir

The Questionnaire



RT / TGA EXIT POLL

Good Morning/Afternoon/Evening my name is from REDC Research, the independent polling and market research company. We are carrying out a short survey about today's election and referendum for RTE and TGA Election programming. The interview will be conducted in accordance with Irish and International Market Research Society guidelines, your answers will not be linked to you personally and will only be used in aggregate form.

Q.A Would you mind taking part, it will only take 5-6 mins?

Yes	3
No	CLOSE

Q.B Which of the three elections being held today did you vote in today?


Local Elections	3
European Elections	2
General Referendum	3

ROTATE Q1 TO 3. ONLY SHOW Q1 TO 3 FOR THOSE PEOPLE WHO HAVE VOTED IN EACH AT Q8
INTERVIEWER: SHOW EXAMPLE BALLOT PAPER FOR EURO CONSTITUENCY, SINGLE CODE

Q.1 The names of the candidates standing in the European Election in this constituency are shown on the attached ballot paper, can you tell me which of these candidates you gave your first preference vote?


Q.1b And which of the candidates, if any, did you give a second preference vote to?

MIDLANDS NORTH WEST		1 st Pref	2 nd Pref
Cybil Brennan (Solidarity - People Before Profits)			
Neil Carrigy (Fine Gael)			
Peter Casey (Independent)			
Linda Ming (European Party)			
Patrick Greene (Direct Democracy Ireland)			
Dominic Harrold (Labour)			
Didima Healy (Independent)			
Dilip Mahapatra (Independent)			
James Miller (Independent)			
Dermot Mulcahy (Independent)			
Miriam McInerney (Fine Gael)			
Sandra McLaugh (Green Party)			
Olivia O'Connor (Independent)			
Michael O'Donoh (Labour)			
Anne Rabbitts (Labour)			
Brendan Smith (Labour)			
Maria Walsh (Fine Gael)			
Did not give second preference			
REFUSED - CLOSE AND RECALL SUBSTITUTE			



SOUTH		1 st Pref	2 nd Pref
Alan Brennan (Independent)			
Malcolm Byrne (Labour)			
Doreen Cahill (Independent)			
Deirdre Cluse (Fine Gael)			
Andrew Doyle (Fine Gael)			
Paddy Fitzgerald (Independent)			
Breda Gardner (Independent)			
Theresa Heaney (Independent)			
Billy Galbraith (Labour)			
Jan Kelly (Fine Gael)			
Peter Madden (Independent)			
Liam McInerney (Independent)			
Luath Ni Riada (Fine Gael)			
Shelia Norman (Labour)			
Dermot O'Donn (Independent)			
Peter O'Loughlin (Solidarity)			
Grace O'Sullivan (Green Party)			
Walker Ryan-Parcell (Independent)			
Maurice Joseph Sutton (Independent)			
Adrienne Wallace (Solidarity - People Before Profits)			
Jan van de Ven (Direct Democracy)			
Mick Wallace (Ind. 4 Change)			
Colleen Worthington (Independent)			
Did not give second preference			
REFUSED - CLOSE AND RECALL SUBSTITUTE			

DUBLIN		1 st Pref	2 nd Pref
Barry Andrews (Labour)			
Lyons Boyle (Fine Gael)			
Gillian Brian (Solidarity - People Before Profits)			
Charles Coffey (Green Party)			
Christy Daly (Ind. 4 Change)			
Mark Durkin (Fine Gael)			
Frances Fitzgerald (Fine Gael)			
Gary Gannon (Social Democrats)			
Sam Gilroy (Independent)			
Rita Harrold (Solidarity - People Before Profits)			
Alice-Mary Higgins (Independent)			
Siemone Kelly (Independent)			
Tommy Lynch (Independent)			
Adrian McAfee (Independent)			
Mark Mulvan (Independent)			
Samson Murphy (Independent)			
Veronica O'Donnell (Independent)			
Ellie Ryan (Workers Party)			
Alex White (Labour)			
Did not give second preference			
REFUSED - CLOSE AND RECALL SUBSTITUTE			



INTERVIEWER: SHOWCARD A (BACK OF BALLOT SHEET), SINGLE CODE

Q.2 For which of these parties or candidates did you give your first preference vote in the local elections?

Q.2	Most Important (Single code)	Other mentions (Multi code)
Ellie Lee	1	
Anna Fall	2	
Shirley Fahn	3	
Labour Party	4	
Green Party	5	
Solidarity - People Before Profits	6	
Social Democrats	7	
Independent Alliance candidate	8	
Other Independent candidate	9	
Independents 4 Change candidate	10	
Bonus	11	
Acorn	12	
Some Other Party	13	
Refused	14	

INTERVIEWER: SINGLE CODE

Q.3 Did you vote in favour or against the referendum proposal to amend the constitution on the dissolution of marriage (divorce) bill?


Yes - in favour	1
No - against	2
Don't know/Refused	3

SCRIPTER - RANDOM SELECTION ACROSS Q4-6 EVERY THIRD INTERVIEW. Q4 ONLY ASKED OF THOSE WHO VOTE IN EURO. Q5 ONLY ASKED FOR THOSE VOTED IN LOCAL.

INTERVIEWER: SHOW LIST BELOW. RECORD FIRST MENTION AND OTHER MENTION

Q.4 What factor was most important to you in deciding which candidate to give your first preference vote in the European Election? And what other factors were important?

	Most Important (Single code)	Other mentions (Multi code)
Local and National Irish issues you think will be heavily impacted at a European level	1	1
The Candidates personalities/ qualities	2	2
The Candidates' stance on political and social issues	3	3
Issues around staying in or leaving the European union	4	4
Because you had heard of the candidate/ seen their poster / met them	5	5
Because you support the party the Candidate represents	6	6
The Candidate's ability to stand up for "ordinary people"	7	7
As a protest against the current government	8	8
None of these	9	9
Don't know/Refused	10	10



INTERVIEWER: SHOW LIST BELOW. RECORD FIRST MENTION AND OTHER MENTION

Q.5 What factor was most important to you in deciding which candidate to give your first preference vote for in the Local Election? And what other factors were important?

	Most Important (Single code)	Other mentions (Multi code)
The impact the Candidate has had/will have in the local area	1	1
The Candidate's stance on political and social issues	2	2
The Candidate's personality/ qualities	3	3
Because you had heard of the candidate/seen their poster	4	4
Because you met the Candidate during the campaign	5	5
Because you support the party the Candidate represents	6	6
The Candidate's ability to stand up for "ordinary people"	7	7
As a protest against the current government	8	8
None of these	9	9
Don't know/Refused	10	10

INTERVIEWER: SHOW LIST BELOW. RECORD FIRST MENTION AND OTHER MENTION

Q.6 Which of the following sources of information were important to you when making your decision as to how to vote in these elections?

	1 st mention (Single code)	Other mentions (Multi code)
Campaign posters	1	1
Direct contact with campaigners	2	2
TV coverage	3	3
Radio coverage	4	4
Online news and information sources	5	5
Social media coverage	6	6
Advice from friends and family	7	7
None of these	8	8
Don't know/Refused	9	9

Q.6b On a scale of 0 to 10, where 0 means it had no impact at all, & 10 means it had a significant impact, what impact did the coverage of the elections from RTE across media platforms have on your understanding of the issues and how you would vote today?

No impact at all	1	2	3	4	5	6	7	8	9	10	D/N



The Questionnaire



ASK ALL. INTERVIEWER: READ OUT STATEMENTS. SINGLE CODE PER STATEMENT.
 SCRIPTER - SELECT FOUR STATEMENTS ONLY FOR INTERVIEW AT RANDOM

Q1,7 How much do you agree or disagree with each of the following statements that other people made about issues during the campaign?

READ OUT - ROTATE ORDER. SELECT 4 STATEMENTS RANDOMLY	Disagree strongly	Disagree slightly	Agree slightly	Agree strongly	Don't know
On the whole immigration has benefited Irish Society	1	2	3	4	5
Ireland should remain a neutral country in all respects	1	2	3	4	5
Ireland should be part of the proposed European Armed Forces	1	2	3	4	5
I am delighted that Ireland has become more liberal in recent years	1	2	3	4	5
I sometimes feel that we have lost control of our own country	1	2	3	4	5
I trust that economic market forces will mean those who work hard will be rewarded	1	2	3	4	5
I trust the government to manage the economy and public spending well	1	2	3	4	5
I am worried that people are coming into Ireland illegally, staying here and freeloading off the state	1	2	3	4	5
There should be more policies to reduce the gap between the rich and the poor	1	2	3	4	5
I am tired of listening to so called experts/wellies who don't speak for me	1	2	3	4	5
I feel Government should prioritise climate change more	1	2	3	4	5
Local issues such as homelessness, are much more important than European issues	1	2	3	4	5

SCRIPTER - RANDOM SELECTION OF Q1a AND Q1b FOR EVERY SECOND INTERVIEW

Q1a Generally speaking, do you think that things in Ireland are going in the (ROTATE) right direction, or do you feel things are going in the wrong direction?

Right Direction	1	(2A)
Wrong Direction	2	
DO NOT READ OUT Can't remember/Don't know/Refused	3	

Q1b If there was a referendum on a United Ireland tomorrow, would you vote yes in favour of a United Ireland, or no against a United Ireland?

Yes - In favour	1	(10)
No - Against	2	
Would Not Vote	3	
Don't know/Refused	4	

5



Q1a On a scale of 0 to 10, where 0 means not at all important, & 10 means extremely important, how important do you think it is that the Irish language continues to be used, promoted and protected?

Not at all important	Extremely important	Do/Don't know
0 1 2 3 4 5 6 7 8 9 10 X		

INTERVIEWER: SHOW LIST BELOW.

Q1a Which of the following are important to ensuring that the Irish language continues to be used, promoted and protected?

	1* question (Single code)	Other questions (Multi code)
Provision of Irish language TV	1	1
Provision Irish language radio	2	2
Support for Irish language online sites	3	3
Provision of publication on new material in Irish	4	4
Provision of Gaelscoileanna	5	5
Support for use of Irish in Gaelscoil Areas	6	6
None of these	8	8
Don't know/Refused	0	0

INTERVIEWER: SHOWCARD A (BACK OF BALLOT SHEET). SINGLE CODE

Q1a These parties or candidates will fight a general election in your area. If the general election was tomorrow which party or independent candidate do you think you would give your first preference vote?

Q1a	1
Fianna Fail	1
Labour Party	2
Green Party	3
Solidarity - People Before Profit	4
Social Democrats	5
Independent Alliance candidate	6
Other independent candidate	7
Independents 4 Change candidate	8
Reus	11
Aontas	12
Some Other Party	13
Would Not Vote	14
Undecided	15
Refused	16

6



INTERVIEWER: READ OUT. SINGLE CODE

Q11 Many people were unable to vote in the last General Election in February 2016. How about you? Did you vote, or for some reason were you unable to vote? Which of the following best reflects your situation at the time?

I definitely voted	1
I normally vote, but didn't manage it last time	2
I was ineligible/Too young	3
I did not vote	4
DO NOT READ OUT Can't remember/Don't know/Refused	5

INTERVIEWER: ONLY ASK IF CODE 1 AT Q11, OTHERWISE GO TO CLASSIFICATION. SINGLE CODE

Q12 I would now like you to think back, very carefully, to the last election in February 2016. Can you tell me which party or independent candidate, if any, you actually gave your first preference vote to in the polling station? PLEASE TO PRE-CODES

Q12	1
Fianna Fail	1
Labour Party	2
Green Party	3
Solidarity - People Before Profit	4
Social Democrats	5
Independent Alliance candidate	6
Other independent candidate	7
Independents 4 Change candidate	8
Reus	11
Some Other Party	12
Can't remember	13
Undecided	14
Refused	15

7



CLASSIFICATION

INTERVIEWER: DO NOT READ OUT. SINGLE CODE

Q13 Record gender

Male	1
Female	2
Other	3
DO NOT READ OUT Can't remember/Don't know/Refused	4

INTERVIEWER: SET KACAT AND CODE TO PRE-CODES

Q13 What age are you? (State exact age in years)

18-24	1
25-34	2
35-44	3
45-54	4
55-64	5
65+	6
Refused (DO NOT READ OUT)	7

INTERVIEWER: SINGLE CODE

Q13 Are there any dependent children in your household - regardless of their age?

Yes dependent children	1
No dependent children	2

Q13 What is the occupation of the Chief Income earner in your household?

INTERVIEWER: IF THE CHIEF INCOME EARNER IS RETIRED WITH THEIR OWN PENSION OR NOT IN PAID EMPLOYMENT, PLEASE ANSWER FOR THEIR MOST RECENT OCCUPATION. IF MANAGER CHECK NUMBER OF EMPLOYEES, AND TRAINING QUALIFICATIONS

CODE SOCIAL CLASS BELOW

Managerial (Using an unclassified Partnership)	1
Single	2
Overseas	3
Unemployed	4
Retired	5
Refused (DO NOT READ OUT)	6

INTERVIEWER: SINGLE CODE

Q13 To what extent can you and do you speak Irish?

Can speak Irish and use frequently	1
Can speak Irish and use infrequently	2
Can speak Irish but never do so	3
Knows and listens Irish	4
Can't speak Irish	5
Refused (DO NOT READ OUT)	6

Q13 How of household

1 - 11 year	1
12 year - 15 year	2
16 year - 19 year	3
20 year - 29 year	4

This was my last question. Thank you for your participation in this survey, which is being conducted on behalf of RTE. I would like to assure you that all the responses you have given are totally confidential and that this interview has been carried out following Irish and international Market Research Society guidelines. You have been speaking to _____ from REDC.

If necessary add - You can verify that we are a bona fide market research company by calling our head office in Dublin with any questions on 01 818 6316.

8



**THANK
YOU**

REDC