



**The Sunday
Business Post**

General Election & Attitudes Towards Brexit Opinion Poll

March 2019



Methodology and Weighting

- ✓ RED C interviewed a random sample of 1000 adults aged 18+ by telephone between the 21st - 28th March 2019.
- ✓ A random digit dial (RDD) method is used to ensure a random selection process of households to be included – this also ensures that ex-directory households are covered.
- ✓ Half of the sample are interviewed using an RDD landline sample, with the other half conducted using an RDD mobile phone sample, this ensures 98% coverage of the population reaching landline only households, mobile only households and those with both a landline and a mobile.
- ✓ Interviews were conducted across the country and the results weighted to the profile of all adults. A further past vote weighting is included that takes the recall for how people voted at the last election, compares this to the actual results and weights the data between the two.
- ✓ Vote intention results are weighted based on turnout, including both how likely each respondent is to actually go and vote on a 10 point scale, where 1 is not at all likely and 10 is very likely, as well as whether or not they voted in the last general election.
- ✓ In all respects the poll was completed to the opinion polling guidelines set out by both ESOMAR and AIMRO.



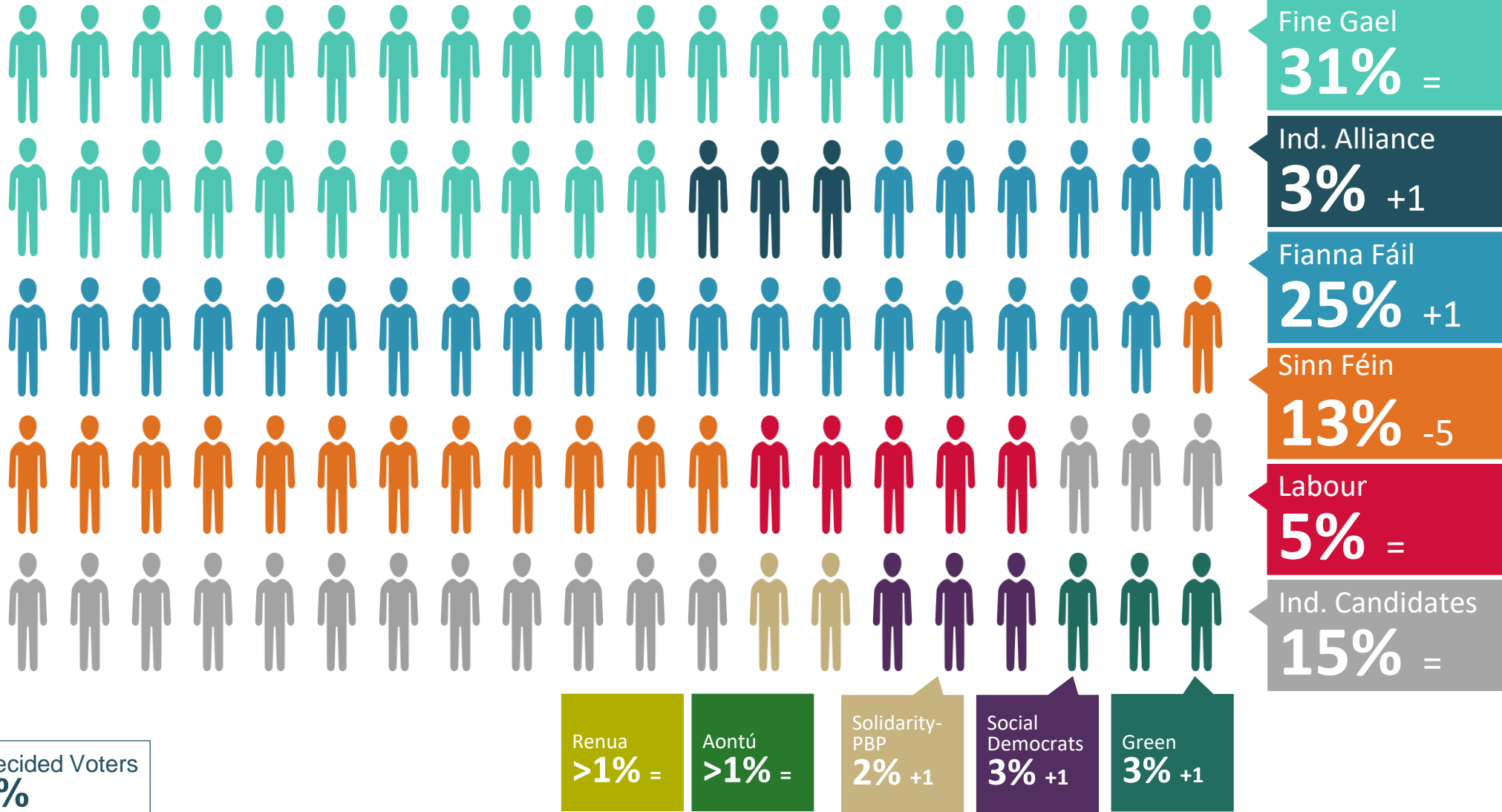


General Election

First Preference Vote Intention – 31st March 2019

If the general election was tomorrow which party or independent candidate do you think you would give your first preference vote to? (Past vote weighted)

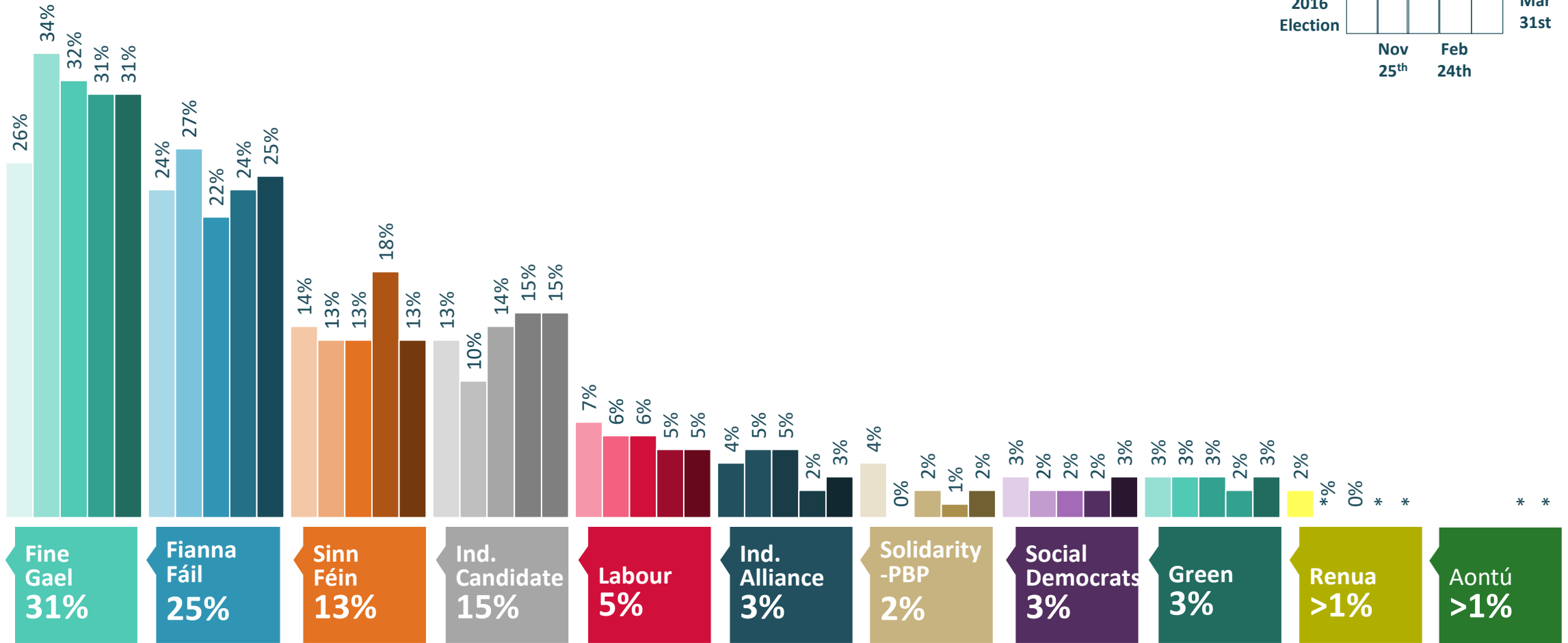
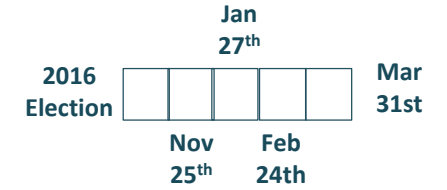
(Base: All adults 18+ who will vote)



First Preference Vote Intention – March '19

If the general election was tomorrow which party or independent candidate do you think you would give your first preference vote to? (Past vote weighted)

(Base: All adults 18+ who will vote)



Party Preference X Demographics

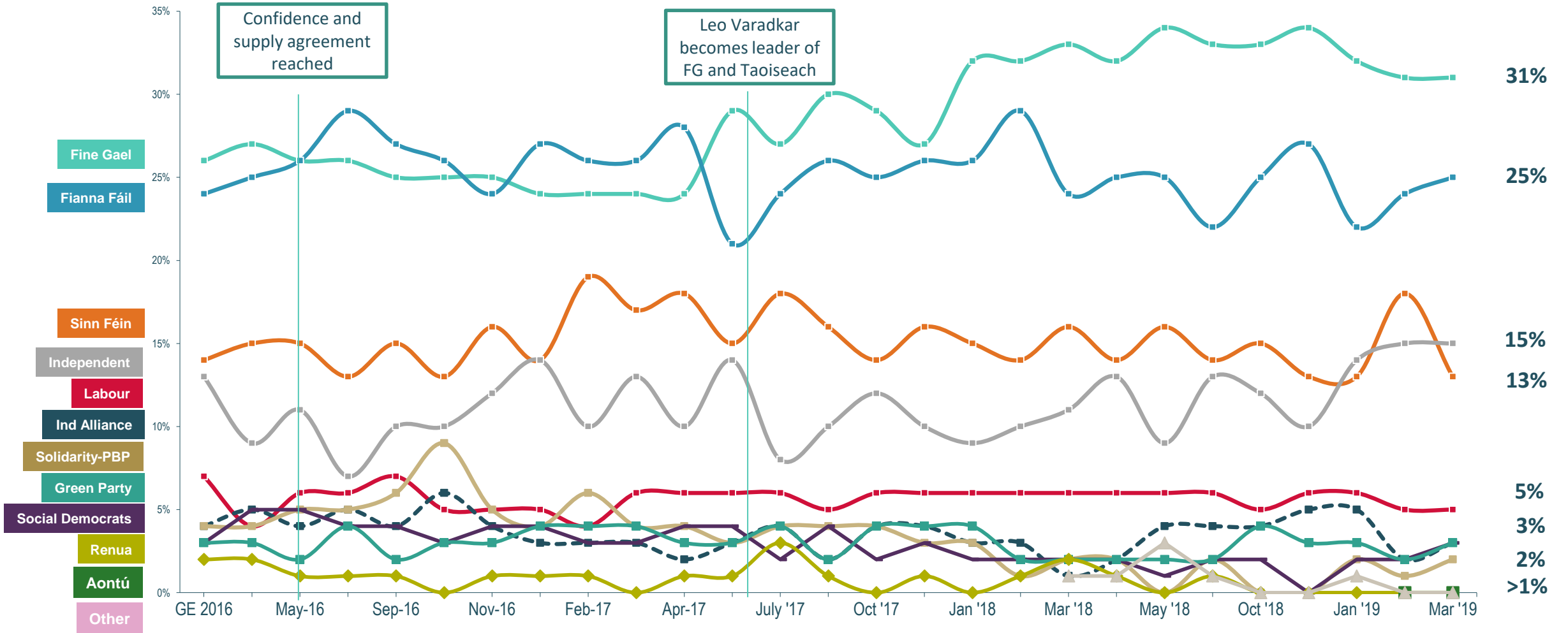
If the general election was tomorrow which party or independent candidate do you think you would give your first preference vote to? (Past vote weighted)c

		Gender		Age			Social Class			Region			
	Total	Male	Female	18-34	35-54	55	ABC1	C2DE	F	Dublin	Rest of Leinster	Munster	Conn/Uster
Fianna Fáil	25%	24%	26%	18%	23%	30%	24%	25%	30%	20%	29%	25%	26%
Fine Gael	31%	35%	27%	20%	27%	41%	29%	31%	37%	29%	34%	26%	37%
Labour	5%	4%	6%	7%	4%	5%	4%	6%	4%	7%	7%	3%	3%
Sinn Fein	13%	14%	11%	15%	14%	9%	12%	14%	5%	14%	12%	13%	11%
The Green Party	3%	1%	6%	2%	6%	1%	6%	1%	0	2%	1%	8%	*
Independent Alliance Candidate	3%	4%	3%	*	6%	3%	2%	5%	4%	2%	5%	4%	1%
Solidarity- People Before Profit	2%	*	3%	4%	2%	0	2%	2%	0	2%	0	3%	0
Other Independent Candidate	15%	15%	15%	28%	13%	10%	16%	14%	17%	16%	10%	16%	19%
Renua	*	*	0	1%	0	*	*	0	0	0	0	0	1%
Social Democrats	3%	3%	2%	5%	4%	1%	5%	1%	3%	7%	2%	2%	*
Aontú (February 2019)	*	0	1%	0	1%	0	0	1%	0	0	0	0	2%
Other Party	*	*	0	*	0	0	*	0	0	1%	0	0	0

First Preference Vote Intention – Since GE 2016

If the general election was tomorrow which party or independent candidate do you think you would give your first preference vote to? (Past vote weighted)

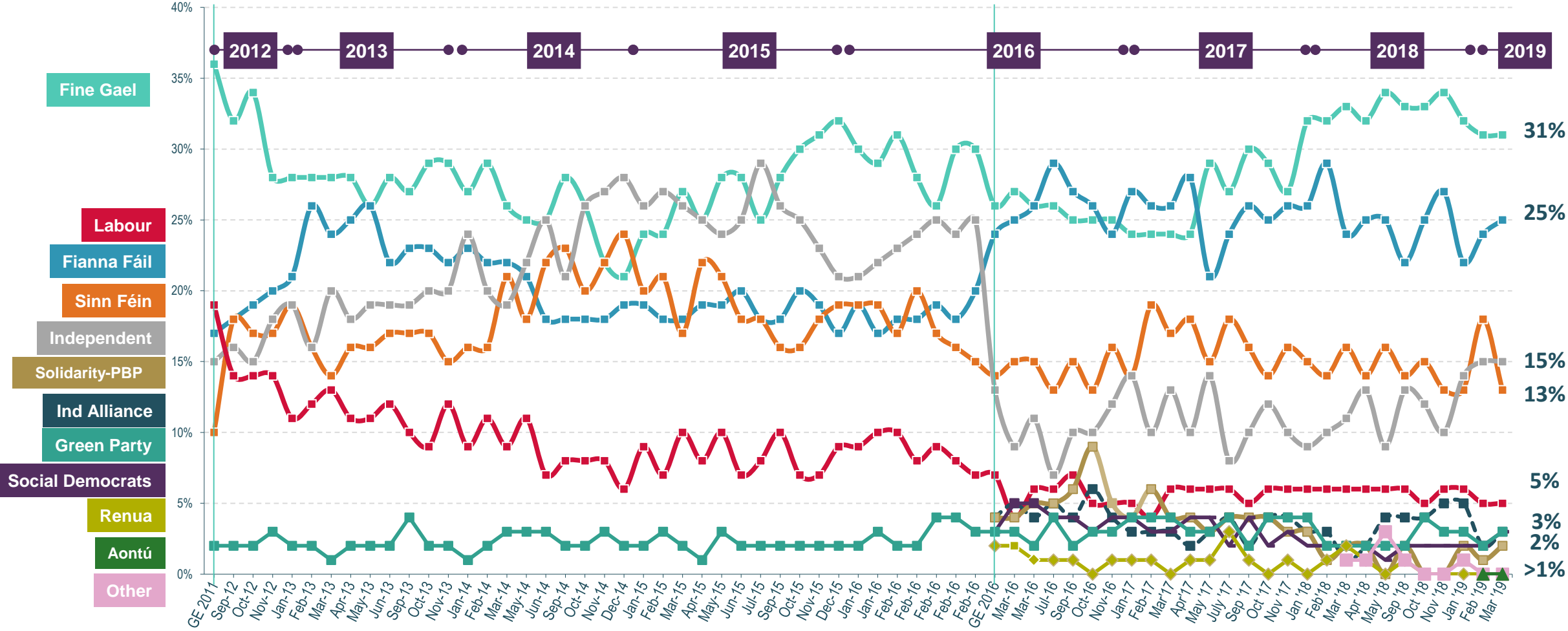
(Base: All adults 18+ who will vote)



First Preference Vote Intention – 2012-2019

If the general election was tomorrow which party or independent candidate do you think you would give your first preference vote to? (Past vote weighted)

(Base: All adults 18+ who will vote)

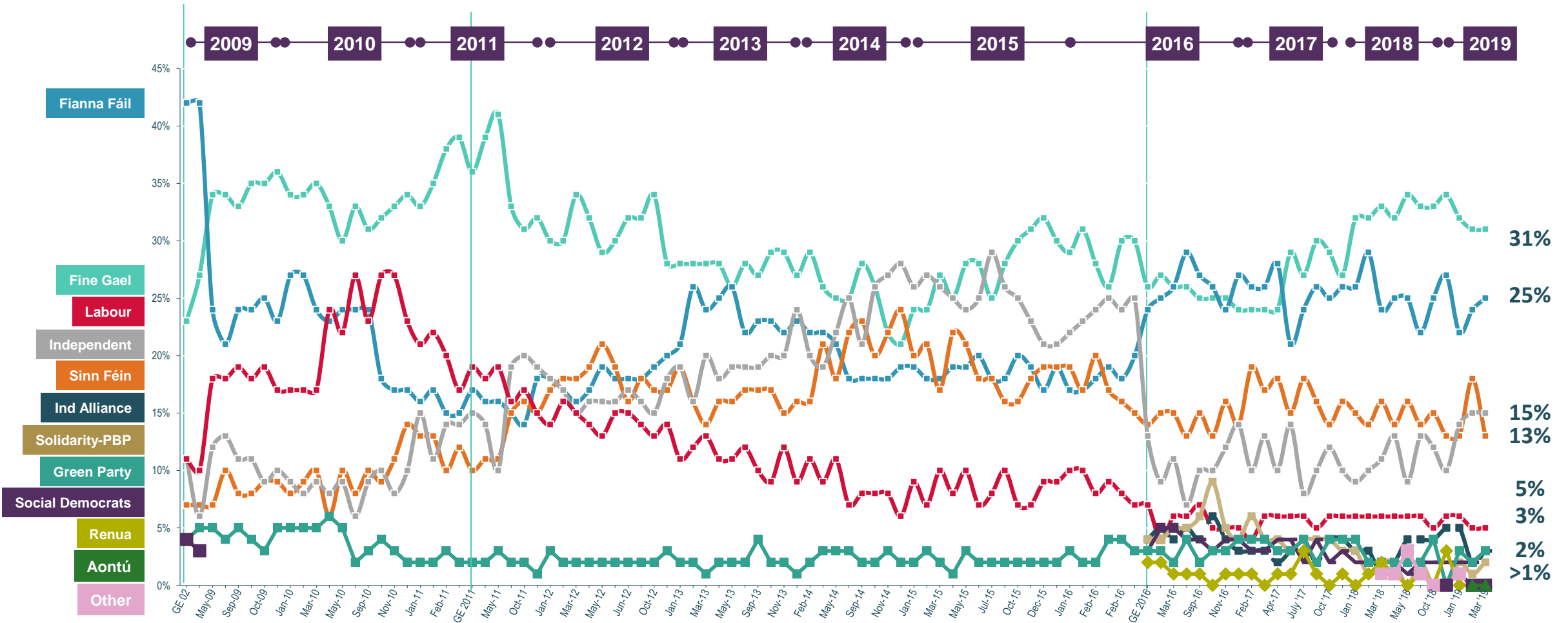


Note; From GE 2016 Onwards, 'Independents/Others' split out to show Solidarity-PBP, Social Democrats & Renua separately

First Preference Vote Intention – 2009 to 2019

If the general election was tomorrow which party or independent candidate do you think you would give your first preference vote to? (Past vote weighted)

(Base: All adults 18+ who will vote)



Note; From GE 2016 Onwards, 'Independents/Others' split out to show Solidarity-PBP, Social Democrats & Renua separately



Government Report Card

Government Report Card - Satisfaction

(Base: All Adults aged 18+ - 1,000)



Brexit
Negotiations



Managing the
Economy



Climate Change/
Environment



The Health
Service



Homelessness,
Housing & Rental
Costs

Total
Voters

6/10

5/10

4/10

4/10

3/10


FINE GAEL
Voters

7/10

7/10

5/10

5/10

5/10

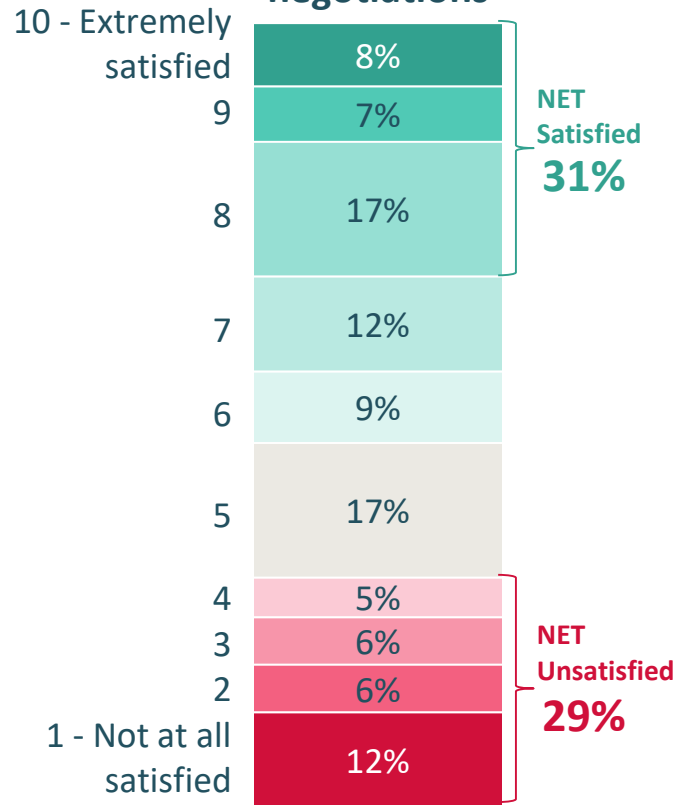
Q. Now I would like to ask you to rate how satisfied you are with the government current performance across a range of issue important to voters. Please use a 10 point scale, where 10 = extremely satisfied and 1 = not at all satisfied. So first of all, how satisfied are you with the governments performance in relation to...

Government Satisfaction

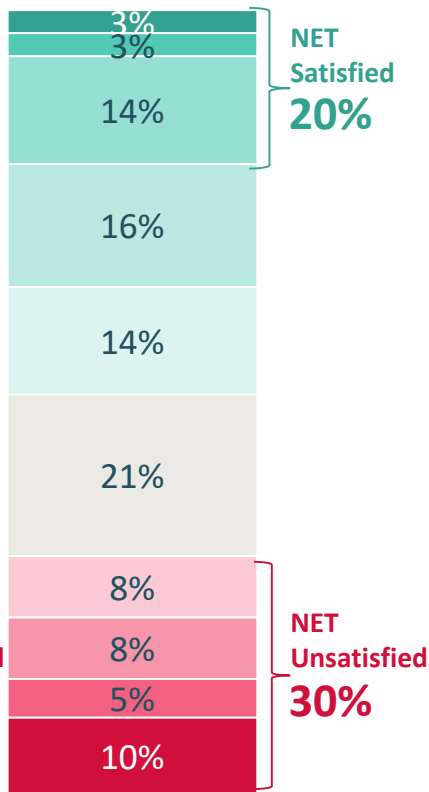
(Base: All Adults aged 18+ - 1,000)



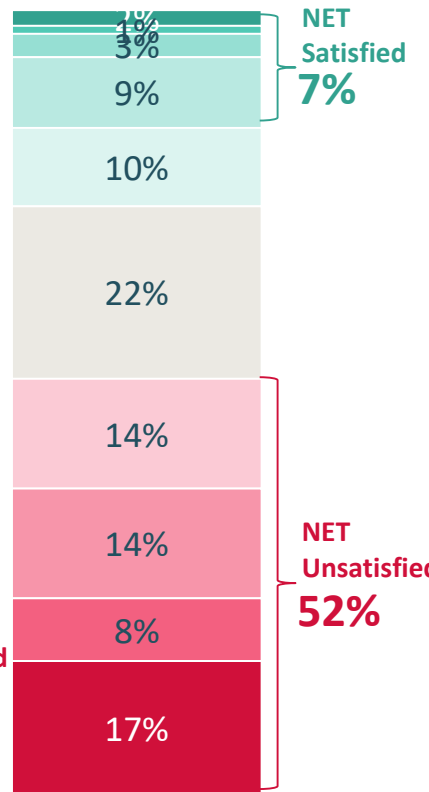
Brexit negotiations



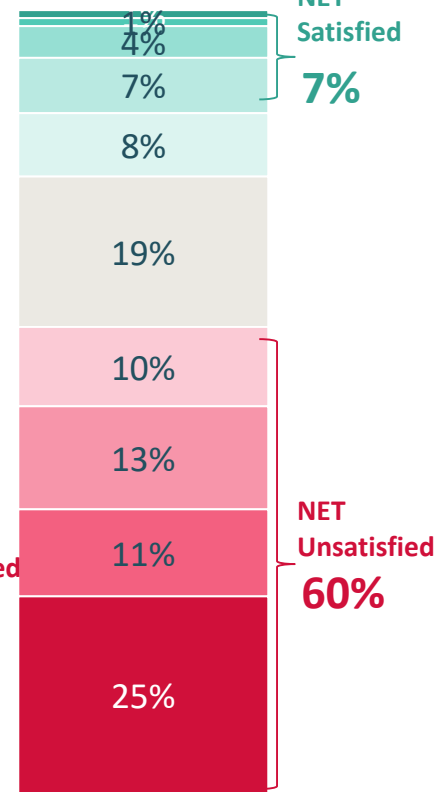
Managing the economy



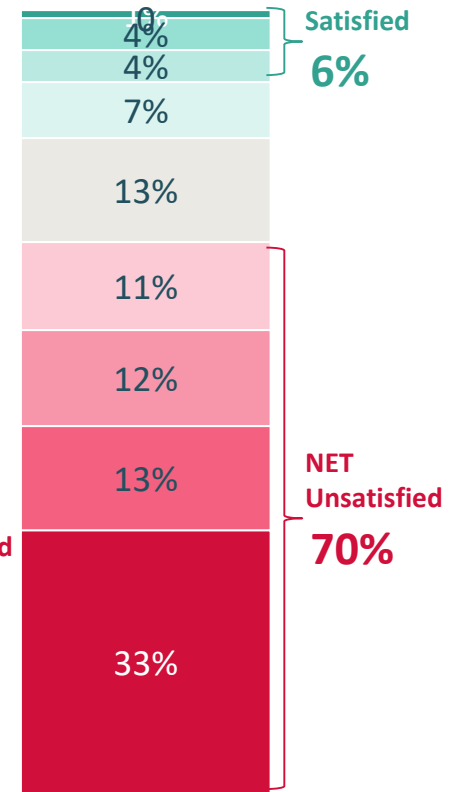
Climate change/ environment



The health service



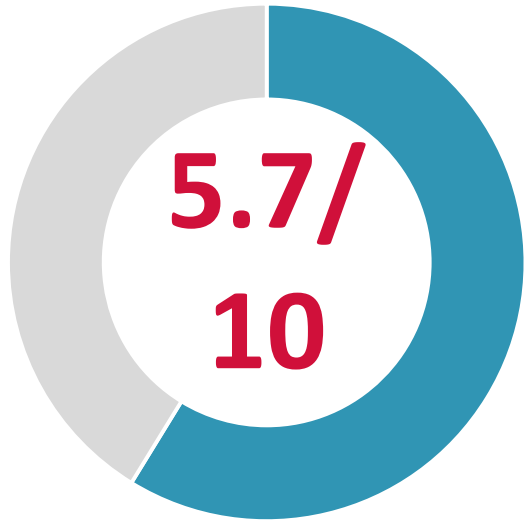
Homelessness, housing & rental costs




Q. Now I would like to ask you to rate how satisfied you are with the government current performance across a range of issue important to voters. Please use a 10 point scale, where 10 = extremely satisfied and 1 = not at all satisfied. So first of all, how satisfied are you with the governments performance in relation to...

Government Report Card: Satisfaction on Brexit Negotiations

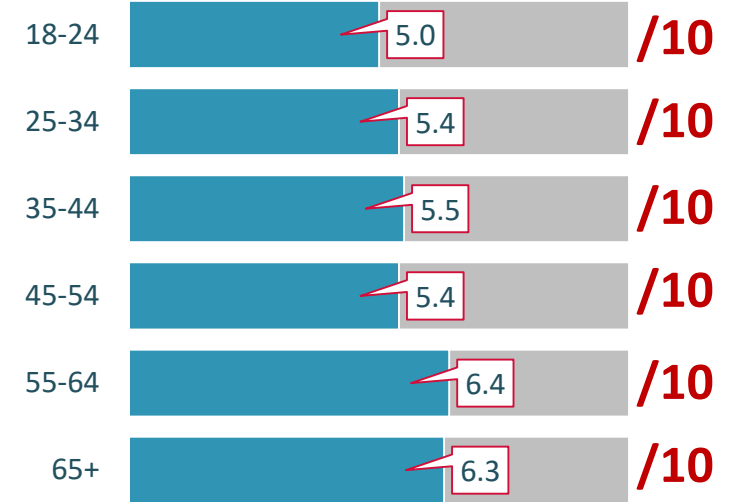
(Base: All Adults aged 18+ - 1,000)




Gender



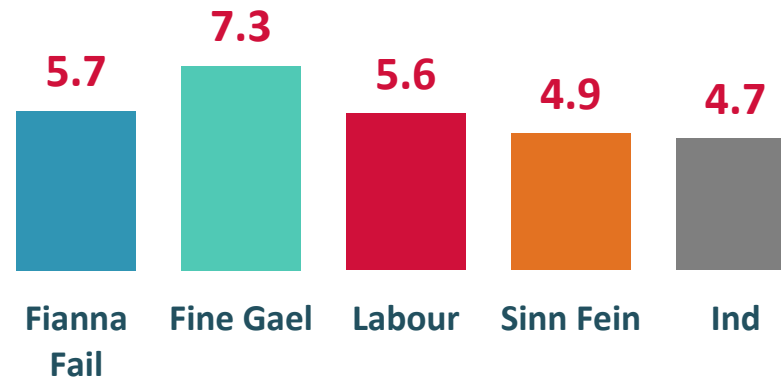
Age



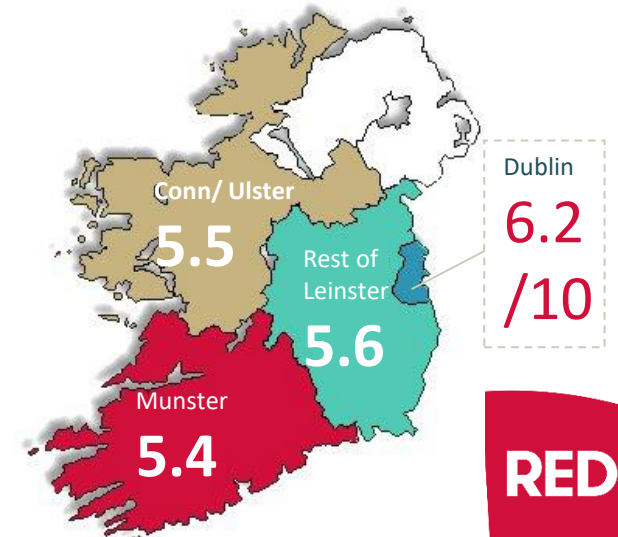
Social Class



Party Support



Region




Government Report Card: Satisfaction on Managing The Economy

(Base: All Adults aged 18+ - 1,000)




Gender



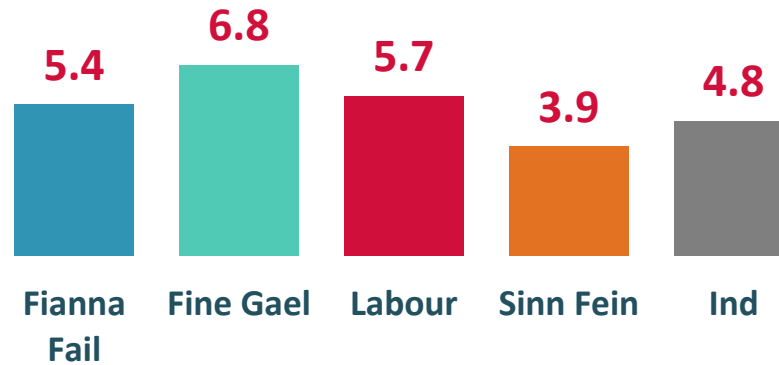
Age



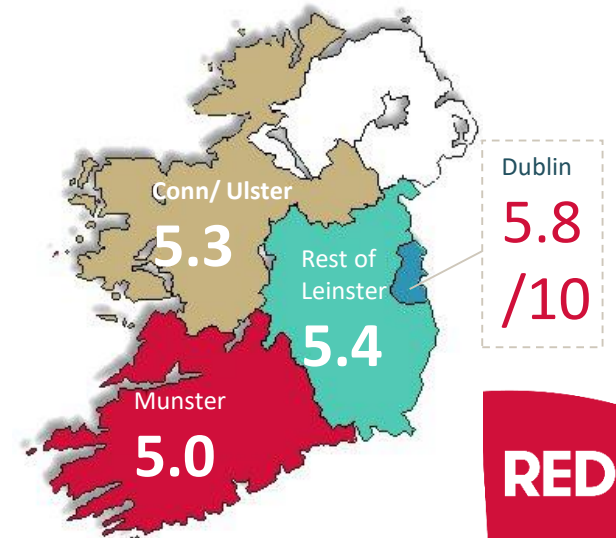
Social Class



Party Support



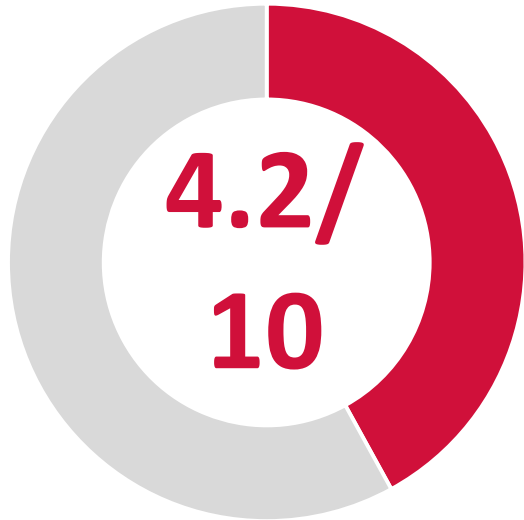
Region




Q. Now I would like to ask you to rate how satisfied you are with the government current performance across a range of issue important to voters. Please use a 10 point scale, where 10 = extremely satisfied and 1 = not at all satisfied. So first of all, how satisfied are you with the governments performance in relation to...

Government Report Card: Satisfaction on Climate Change/Environment

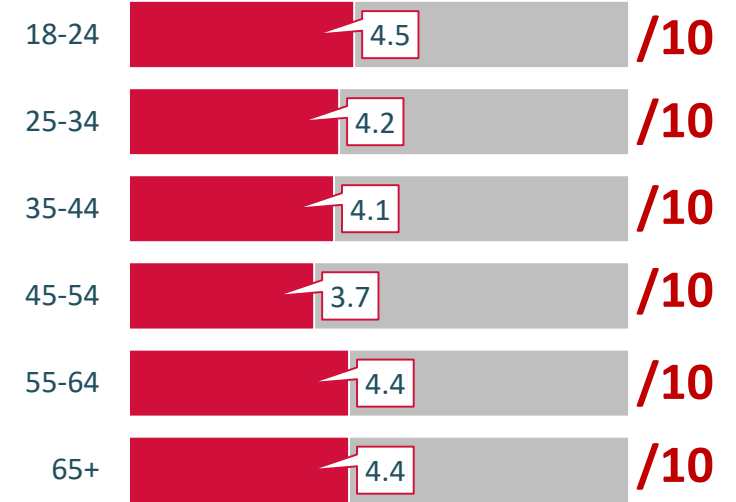
(Base: All Adults aged 18+ - 1,000)




Gender



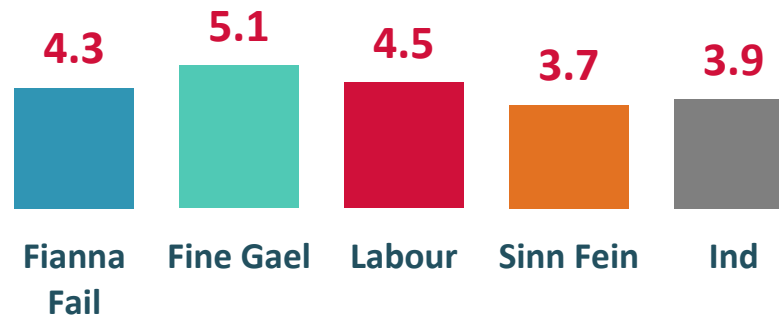
Age



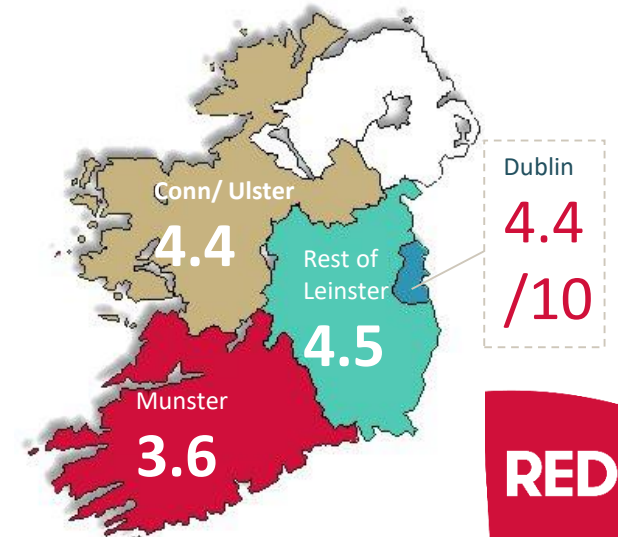
Social Class



Party Support



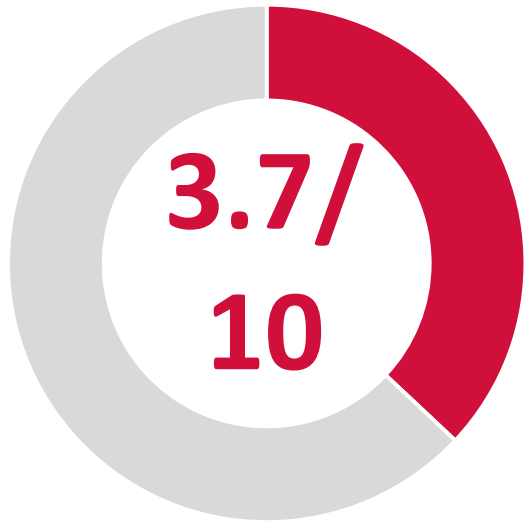
Region




Q. Now I would like to ask you to rate how satisfied you are with the government current performance across a range of issue important to voters. Please use a 10 point scale, where 10 = extremely satisfied and 1 = not at all satisfied. So first of all, how satisfied are you with the governments performance in relation to...

Government Report Card: Satisfaction on The Health Service

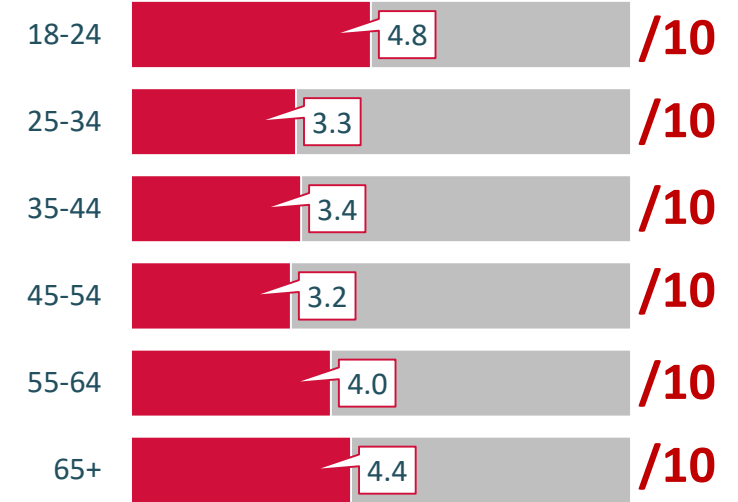
(Base: All Adults aged 18+ - 1,000)




Gender



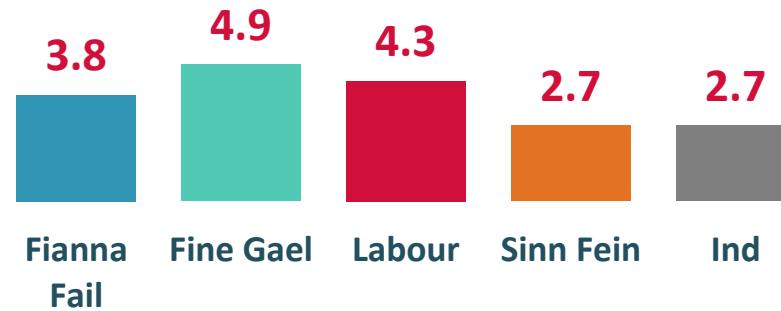
Age



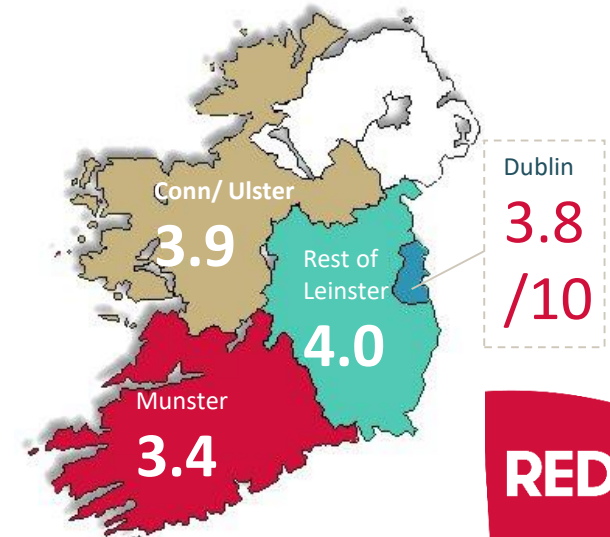
Social Class



Party Support



Region




Q. Now I would like to ask you to rate how satisfied you are with the government current performance across a range of issue important to voters. Please use a 10 point scale, where 10 = extremely satisfied and 1 = not at all satisfied. So first of all, how satisfied are you with the governments performance in relation to...

Government Report Card: Satisfaction on Homelessness, Housing And Rental Costs

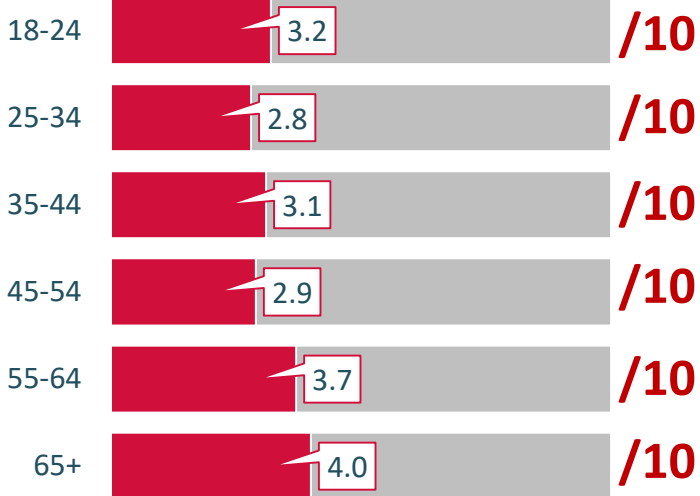
(Base: All Adults aged 18+ - 1,000)



Gender



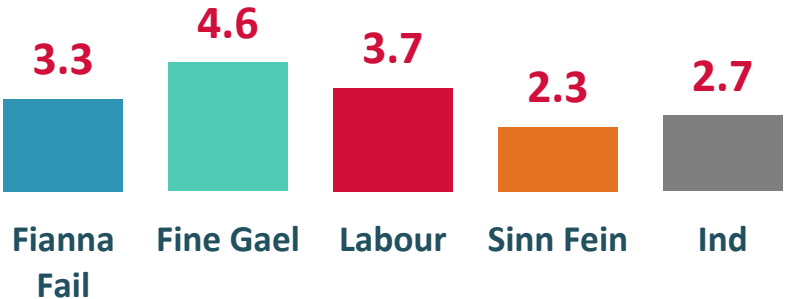
Age



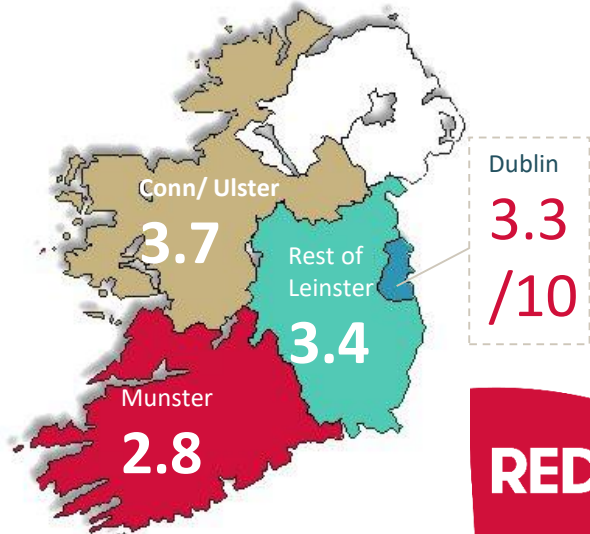
Social Class



Party Support



Region



Q. Now I would like to ask you to rate how satisfied you are with the government current performance across a range of issue important to voters. Please use a 10 point scale, where 10 = extremely satisfied and 1 = not at all satisfied. So first of all, how satisfied are you with the governments performance in relation to...

**THANK
YOU**

REDC