



General Election & Presidential Election Vote Intention Opinion Poll

October 2018



Methodology and Weighting

- / RED C interviewed a random sample of 1000 adults aged 18+ by telephone between the 3rd-10th October 2018.
- / A random digit dial (RDD) method is used to ensure a random selection process of households to be included – this also ensures that ex-directory households are covered.
- / Half of the sample are interviewed using an RDD landline sample, with the other half conducted using an RDD mobile phone sample, this ensures 98% coverage of the population reaching landline only households, mobile only households and those with both a landline and a mobile.
- / Interviews were conducted across the country and the results weighted to the profile of all adults. A further past vote weighting is included that takes the recall for how people voted at the last election, compares this to the actual results and weights the data between the two.
- / Vote intention results are weighted based on turnout, including both how likely each respondent is to actually go and vote on a 10 point scale, where 1 is not at all likely and 10 is very likely, as well as whether or not they voted in the last general election.
- / In all respects the poll was completed to the opinion polling guidelines set out by both ESOMAR and AIMRO.



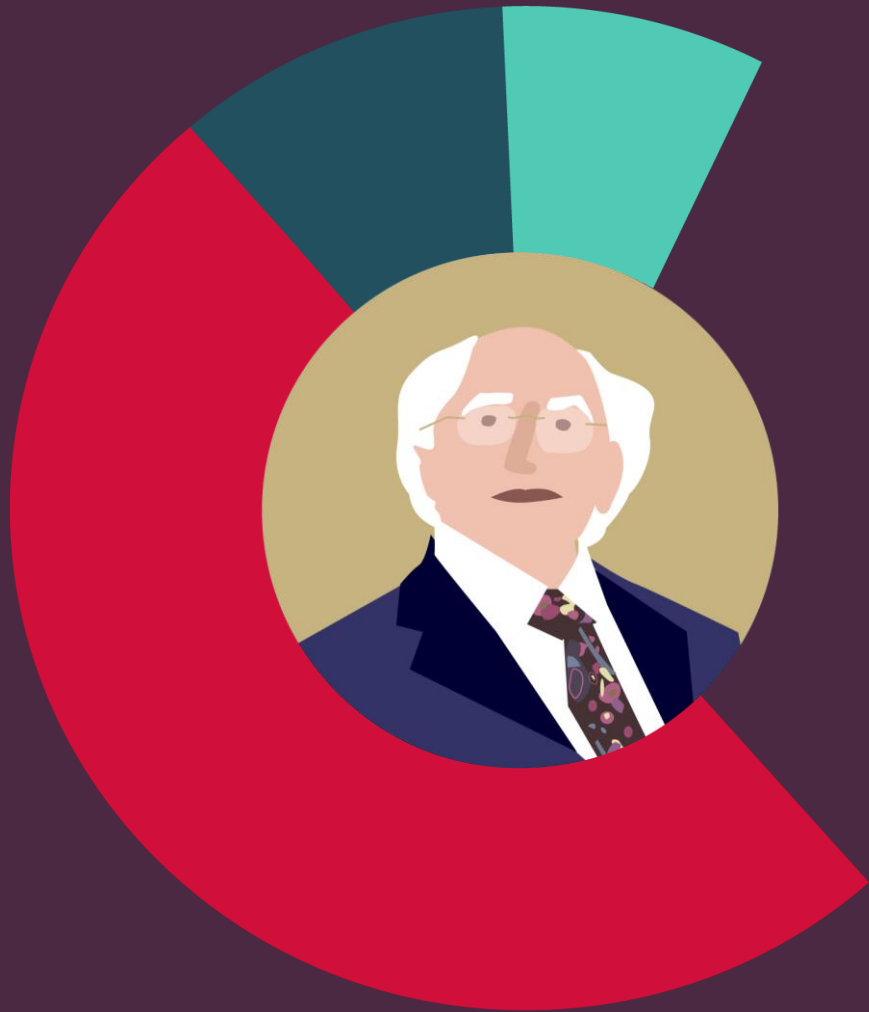
Paddy Power Poll – Presidential Election

1. The challengers have not gained any ground on the incumbent in the race for the Irish presidency. Michael D commands a first preference share of 70%, an increase of 3% versus a RED C poll in September, dominating other candidates in the race for presidency.
2. Higgins remains very popular amongst younger cohorts, earning the first preference vote of 83% of 18-34 year olds, while achieving roughly two thirds of first preference of those 35 and over.
3. The president also commands highest support among supporters of Fine Gael (78%) and Labour (85%), and while the majority of Fianna Fail (58%) and Sinn Fein(55%) voters agree.
4. However 1 in 4 (26%) Fianna Fail supporters would prefer Sean Gallagher, while 1 in 3 Sinn Fein voters support the SF candidate Liadh Ní Riada.
5. Sean Gallagher continues to hold second place with 14% (-1), but does not show any signs of improvement since Sept.
6. Possible future consideration has dropped for Gallagher has versus last month and is only just above the stated first preference support at 15%, implying he has limited room for growth without something drastic occurring on the campaign trail.
7. The rest of the field Joan Freeman, Liadh Ní Riada and Gavin Duffy have yet to make a mark on the Irish electorate, with all securing less than 10% of the first preference vote.
8. Joan Freeman has seen an increase of +3% versus last month bringing her to 6% overall, whereas Gavin Duffy is moving in the opposite direction at 4% (-2).
9. There is an overwhelming consensus (89%) that there should be a full and detailed account of the expenditure within the office of the presidency.
10. Two thirds (65%) believe that Michael D's salary of a quarter of a million is much too high – that said, 1 in 3 disagree. While sentiment is consistent amongst most demographics, Sinn Fein Voters (86%) and those in lower socio-economic groups are much more likely to agree that the current salary is inflated.

Paddy Power Poll – General Election & Brexit

General Election Vote Intention

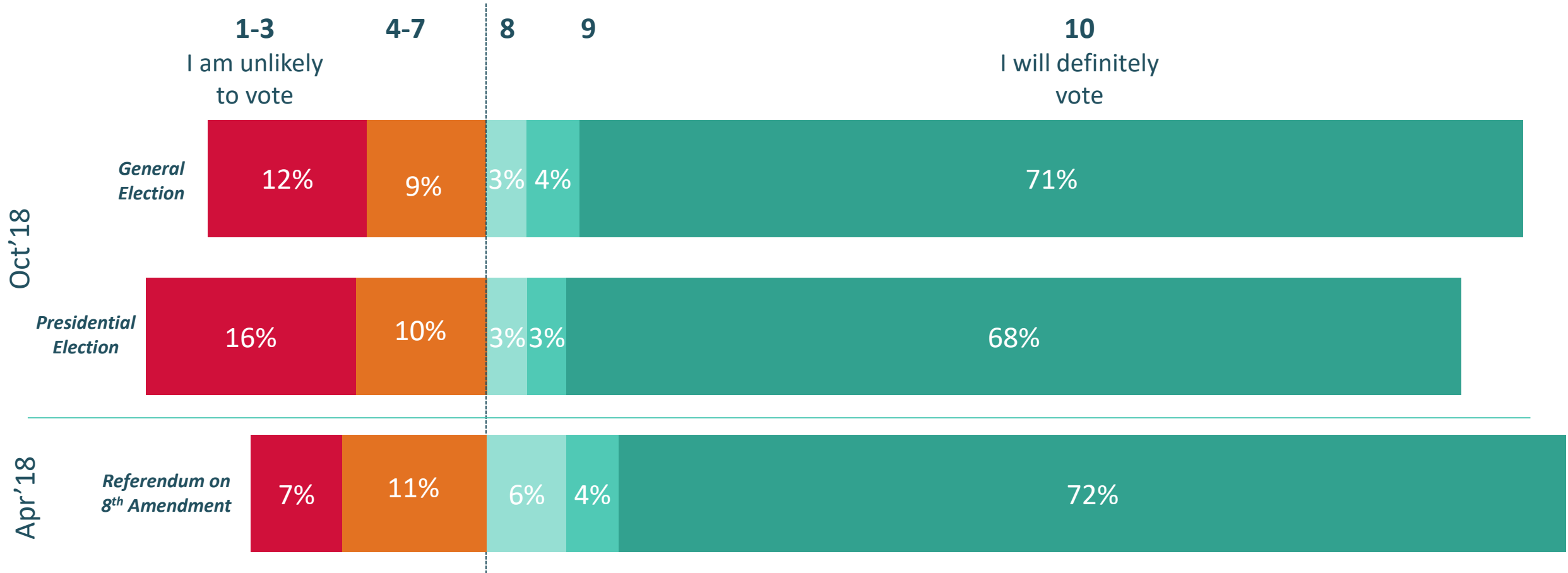
1. Fine Gael still command the largest share of first preference votes in October with 32% (-1) and despite showing a very marginal downward trend in recent polls, they consistently have the support of about a third of the population during 2018.
2. After dropping somewhat in the RED C September recent poll, Fianna Fail support gains during October at the expense of Fine Gael, Labour, Independents and Social Dems.
3. Sinn Fein continues to record similar levels of support seen by the party at the last election in RED C polls, which take account of turnout. Their traditional heartland among younger voters has been somewhat lost to FG.
4. Smaller parties appear to have suffered more recently in terms of first preference support, but this could be turned around in any campaign where the focus comes back to ALL parties.



Presidential Election Poll

Likelihood to Vote in the Elections

(Base: All Adults aged 18+ - 1,000)

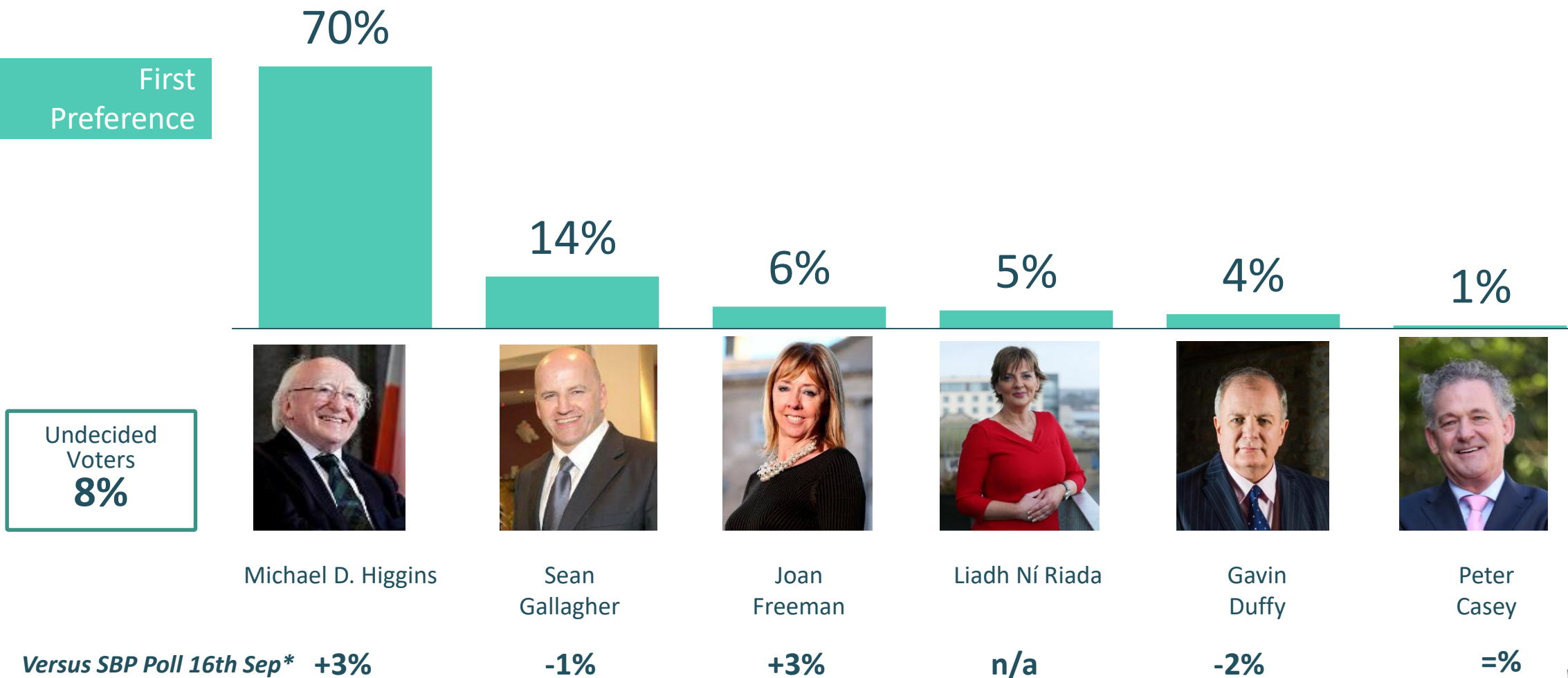


Claimed likelihood to vote is lower than for a General Election, but not markedly so.

Presidential Election – First Preference

The Presidential Election is due to take place on the 26th October 2018. a) Which of the following candidates do you think you might consider voting for in the Presidential Election? Which of these candidates will you most likely give your first preference vote to in the Presidential Election?

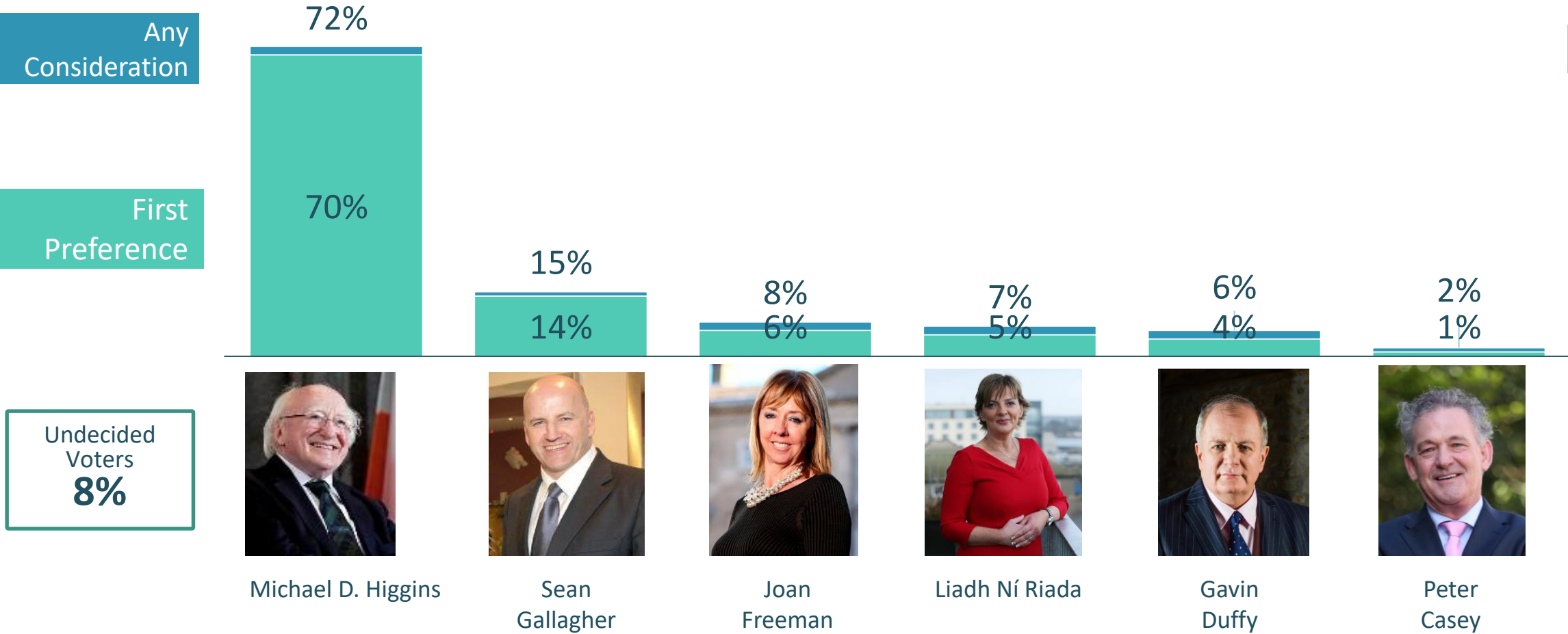
(Base: All Irish Citizens registered and able to vote in any presidential election, weighted to those who claim they will vote, n=939)



Presidential Election – First Preference and Consideration

The Presidential Election is due to take place on the 26th October 2018. a) Which of the following candidates do you think you might consider voting for in the Presidential Election? Which of these candidates will you most likely give your first preference vote to in the Presidential Election?

(Base: All Irish Citizens registered and able to vote in any presidential election, weighted to those who claim they will vote, n=939)



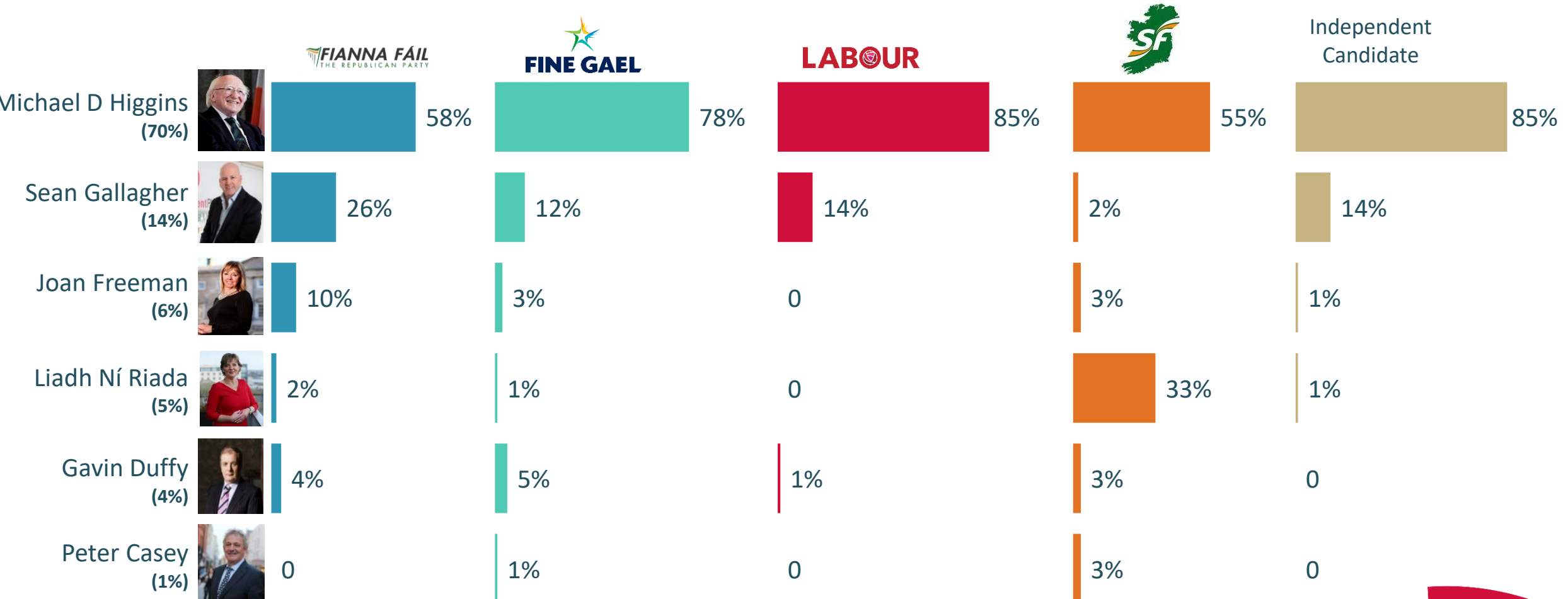
First Preference x Party Preference

The Presidential Election is due to take place on the 26th October 2018.

Which of these candidates will you most likely give your first preference vote to in the Presidential Election?

(Base: All Irish Citizens registered and able to vote in any presidential election, n=939)

First Preference

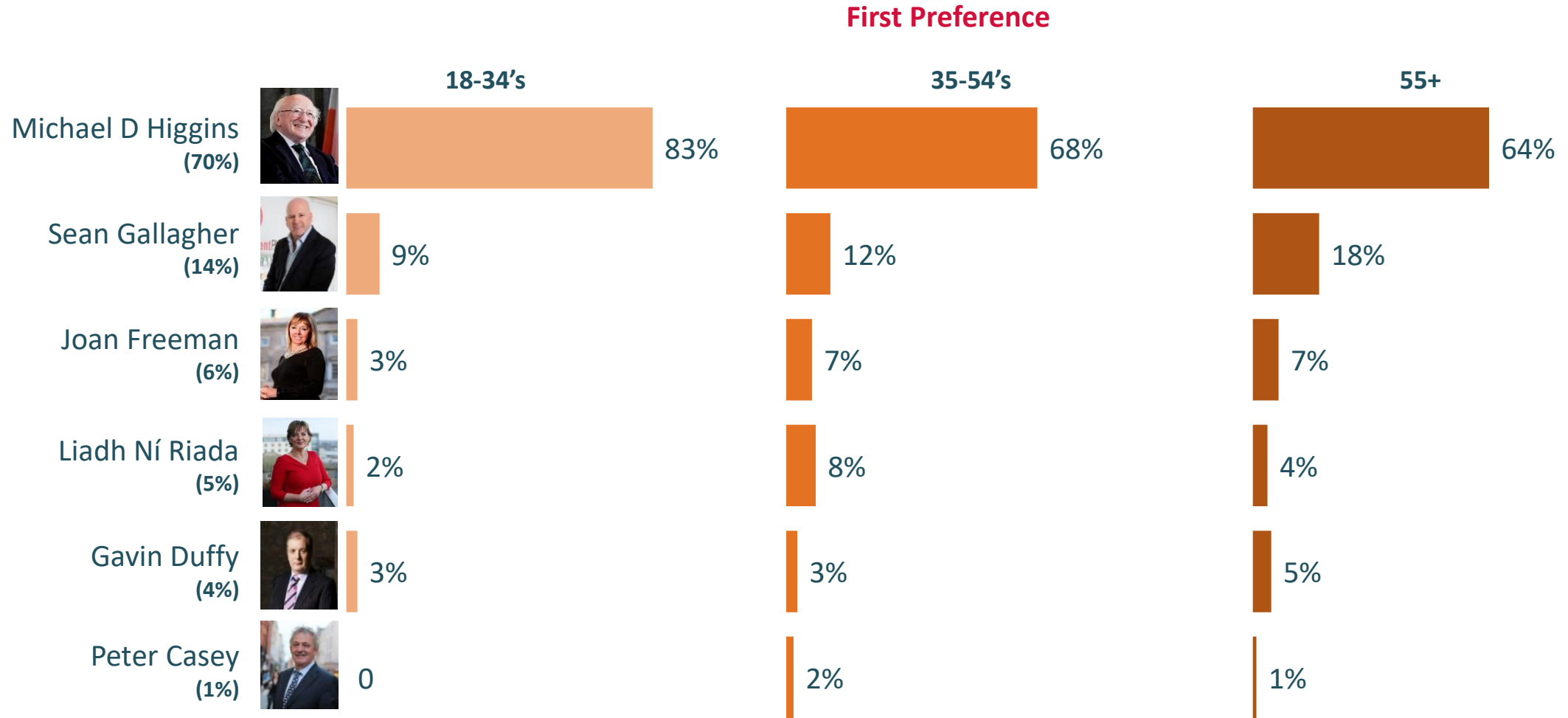


First Preference x Age

The Presidential Election is due to take place on the 26th October 2018.

Which of these candidates will you most likely give your first preference vote to in the Presidential? Election

(Base: All Irish Citizens registered and able to vote in any presidential election, n=939)



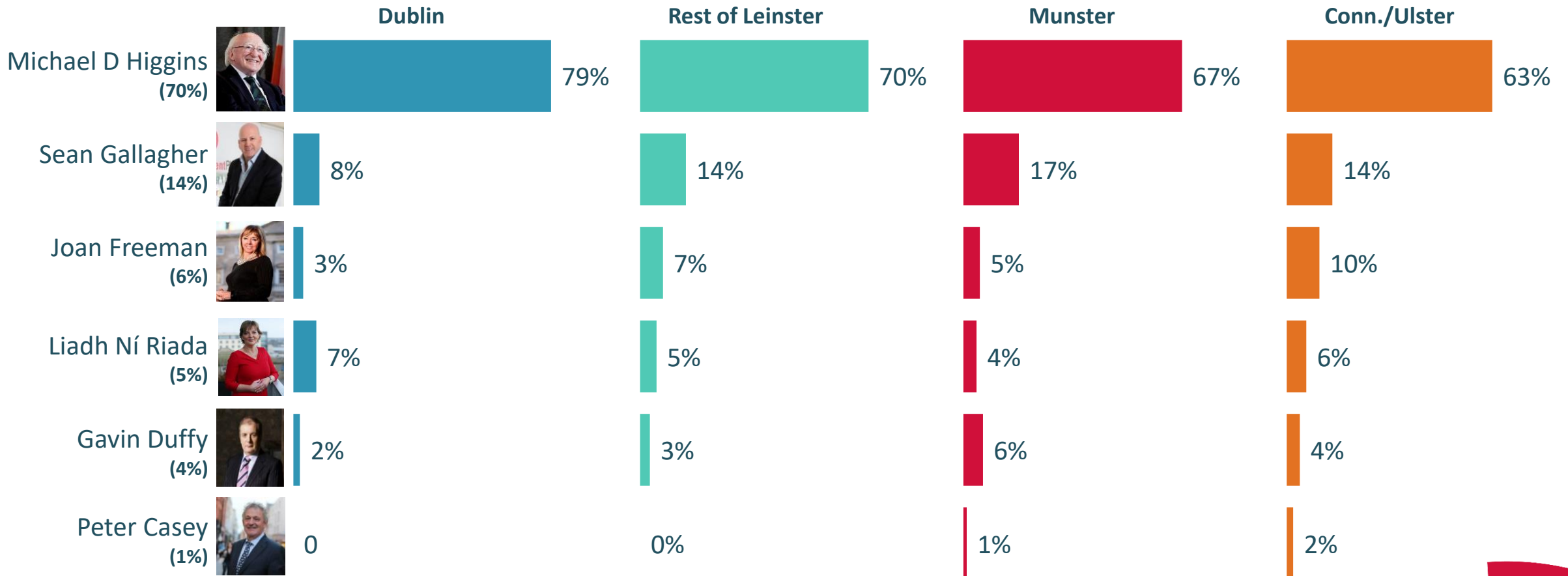
First Preference x Region

The Presidential Election is due to take place on the 26th October 2018.

Which of these candidates will you most likely give your first preference vote to in the Presidential? Election

(Base: All Irish Citizens registered and able to vote in any presidential election, n=939)

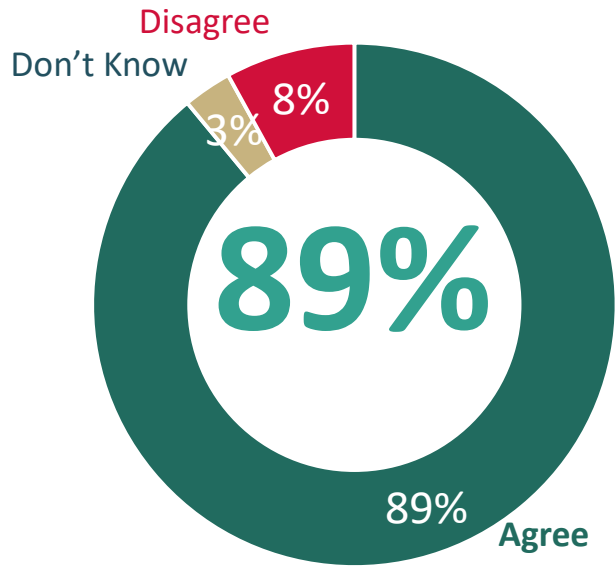
First Preference



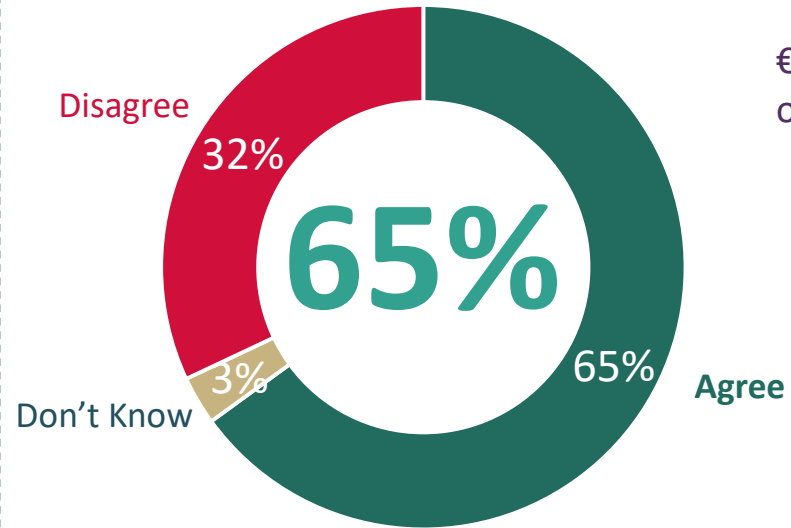


Attitudes about the Presidency in Ireland

Attitudes towards the Irish Presidency



The President of Ireland should be obliged to provide full and detailed accounts for their expenditure and they should be automatically made available to the public

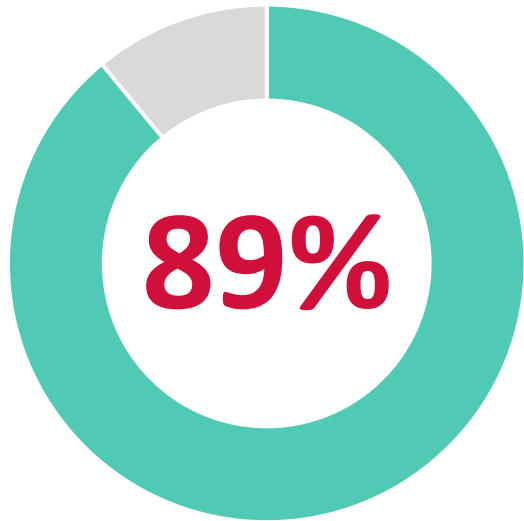


The annual salary of €249,000 for the President of Ireland is much too high

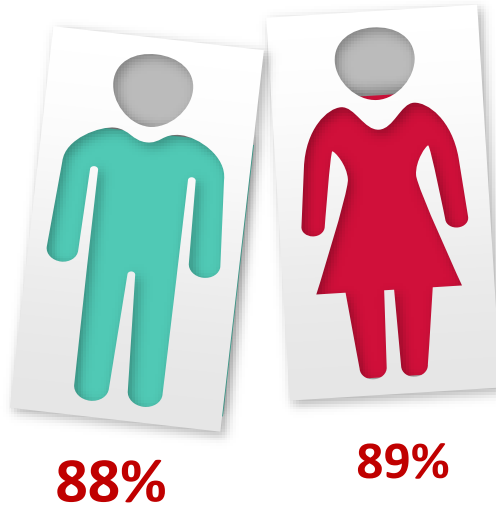


The President Of Ireland Should Be Obligated To Provide Full And Detailed Accounts For Their Expenditure And They Should Be Automatically Made Available To The Public - % Agree

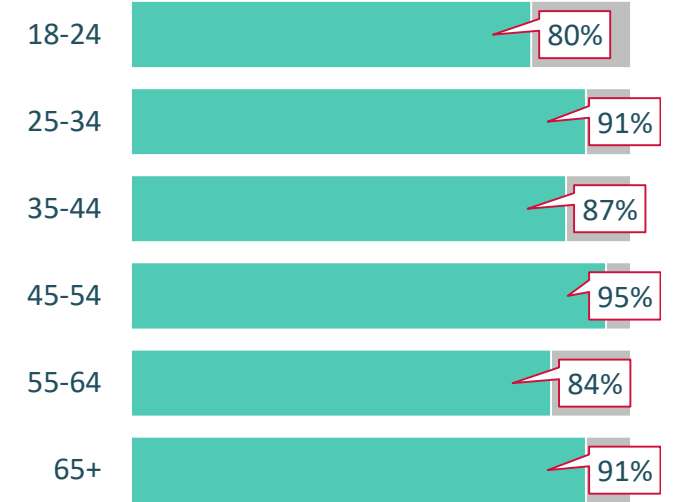
(Base: All Adults aged 18+ - 1,000)



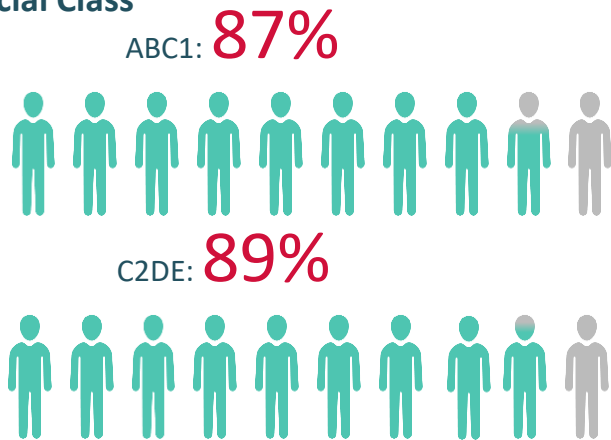
Gender



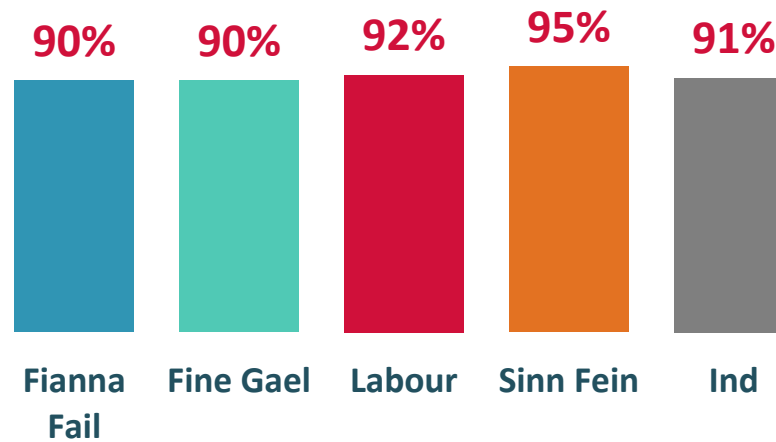
Age



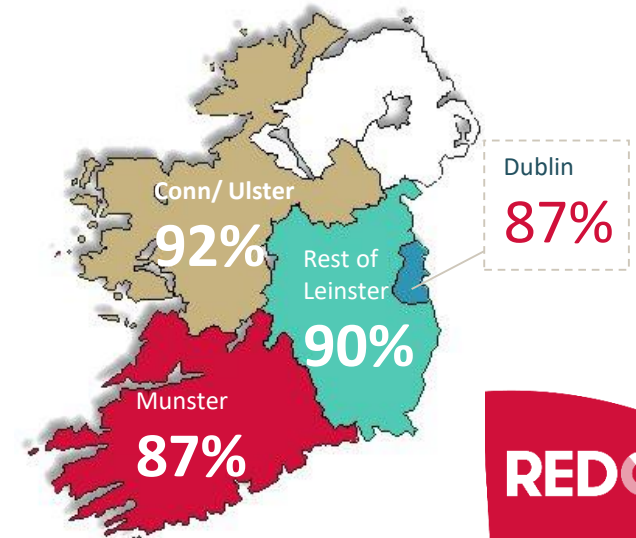
Social Class



Party Support

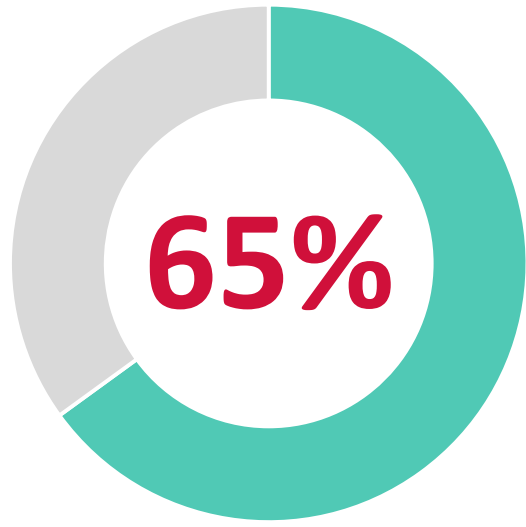


Region

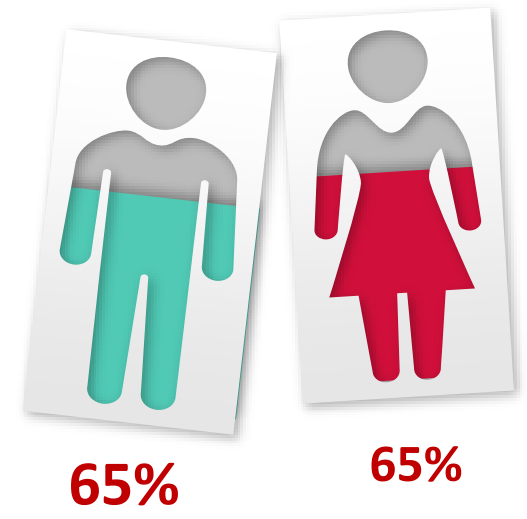


The Annual Salary of €249,000 For The President Of Ireland Is Much Too High - % Agree

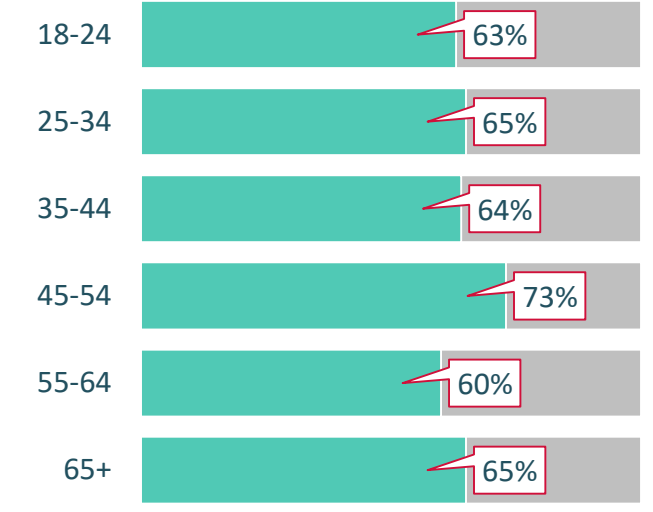
(Base: All Adults aged 18+ - 1,000)



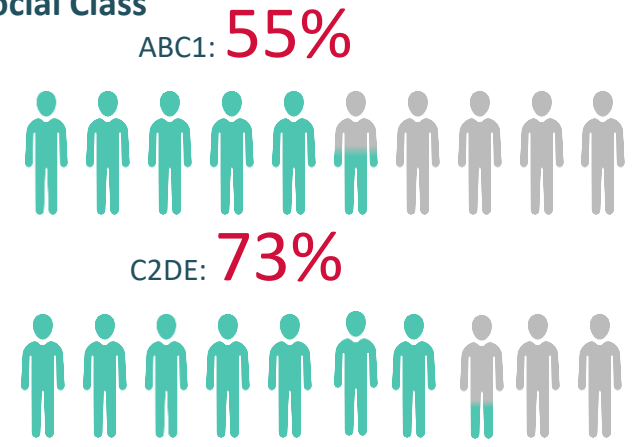
Gender



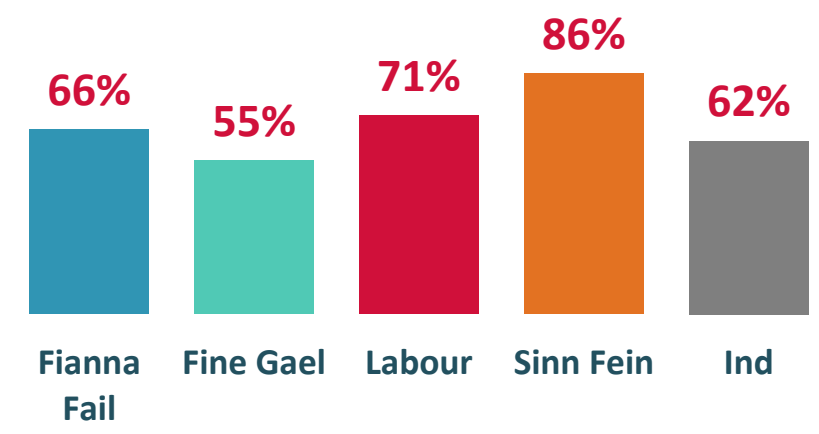
Age



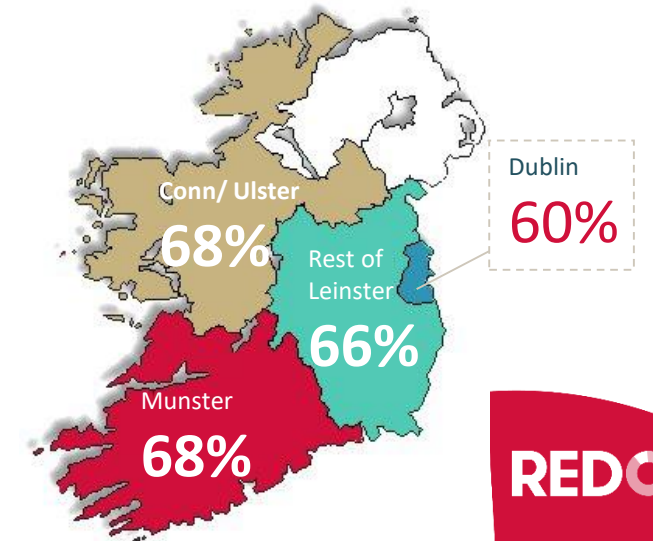
Social Class



Party Support



Region





General Election

First Preference Vote Intention – October 2018

If the general election was tomorrow which party or independent candidate do you think you would give your first preference vote to? (Past vote weighted)

(Base: All adults 18+ who will vote)



Undecided Voters
13%

Solidarity-PBP
2% =

Social Democrats
1% -1

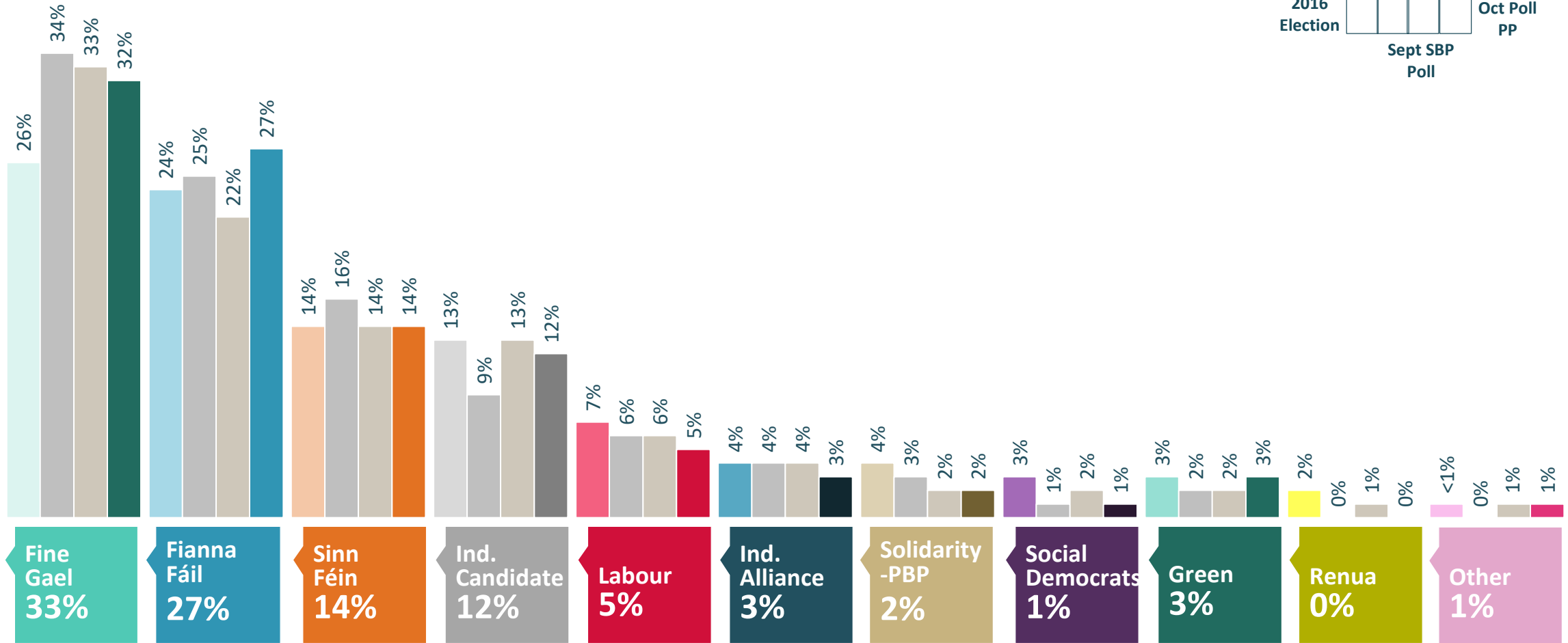
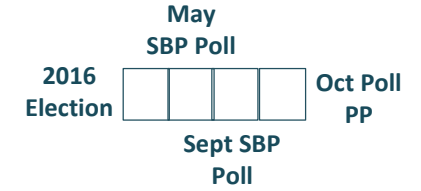
Green
3% +1

Other
1% =

First Preference Vote Intention – October '18

If the general election was tomorrow which party or independent candidate do you think you would give your first preference vote to? (Past vote weighted)

(Base: All adults 18+ who will vote)



First Preference Vote Intention X Demographics

If the general election was tomorrow which party or independent candidate do you think you would give your first preference vote to? (Past vote weighted)

(Base: All adults 18+ who will vote)

	TOTAL	GENDER		AGE 1			SOCIAL CLASS		REGION			
		MALE	FEMALE	18-34	35-54	55+	ABC1	C2DE	DUBLIN	REST OF LEINSTER	MUNSTER	CONN/ULSTER
Fine Gael	32%	33%	31%	38%	29%	32%	36%	27%	25%	34%	36%	35%
Fianna Fáil	27%	27%	28%	20%	28%	31%	26%	28%	21%	31%	28%	29%
Sinn Fein	14%	14%	13%	14%	14%	12%	9%	20%	12%	11%	15%	17%
Other Ind Candidate	12%	9%	14%	9%	15%	9%	12%	11%	12%	10%	11%	14%
Labour	5%	5%	5%	6%	6%	4%	6%	4%	10%	4%	4%	*%
Independent Alliance	3%	3%	3%	2%	4%	2%	3%	3%	6%	2%	1%	2%
Solidarity- PBP	2%	3%	1%	4%	1%	2%	1%	3%	5%	*%	3%	*%
Social Democrats	1%	2%	*%	3%	*%	2%	2%	1%	3%	*%	1%	1%
The Green Party	3%	3%	4%	2%	2%	6%	5%	3%	6%	6%	*%	1%
Renua	*%	*%	*%	*%	1%	*%	*%	*%	*%	2%	0%	0%
Other Party	1%	1%	1%	2%	*%	*%	*%	*%	*%	*%	1%	1%

**THANK
YOU**

REDC