

# Presidential Election & Blasphemy Referendum Exit Poll

26<sup>th</sup> October 2018



# Methodology and Weighting

## Sample Size

The results of this exit opinion poll are based upon a representative randomly selected sample of 3,474 eligible Irish voters.

### Accuracy

In a truly random and representative sample, the margin for error at 95% confidence for the total sample of 3,474 should be a minimum of + or – 1.7%.

However, the approach to opinion and exit polling does not provide for a 100% random sample. All polls are subject to a wide range of potential sources of error, due to issues such as refusal levels and location choice. As such the margin for error could be somewhat higher than this, at more like + or – 3%.

## Fieldwork

Interviews were conducted face to face with randomly selected voters outside polling stations throughout the hours of 7.00am to 9.30pm in accordance with the 1992 Electoral Act. One standard questionnaire was used at all polling stations (see Appendix B)

All those selected for interview had already voted, and were approached outside polling stations after voting. No interviews were conducted within 100 yards of any polling station.

If a voter refused to be interviewed, the interviewer made a note of general demographics and tried to recruit a similar substitute as soon as possible.

## Location

A random selection of polling stations was selected to complete interviews at, proportionate to the latest electorate data within ED's in each of the forty constituencies across the country.

Choice of polling stations was stratified by population, urban vs. rural population density and spread by time of day within each constituency.

In total interviewing was conducted at 138 polling stations nationwide.

## Weighting & Reporting

Data quality checks were made throughout the day of voting, as results were uploaded automatically to RED C's central server.

Having checked the data RED C decided that no weighting coefficient needed to be applied. As such no weighting has been applied to this data.

### Publication

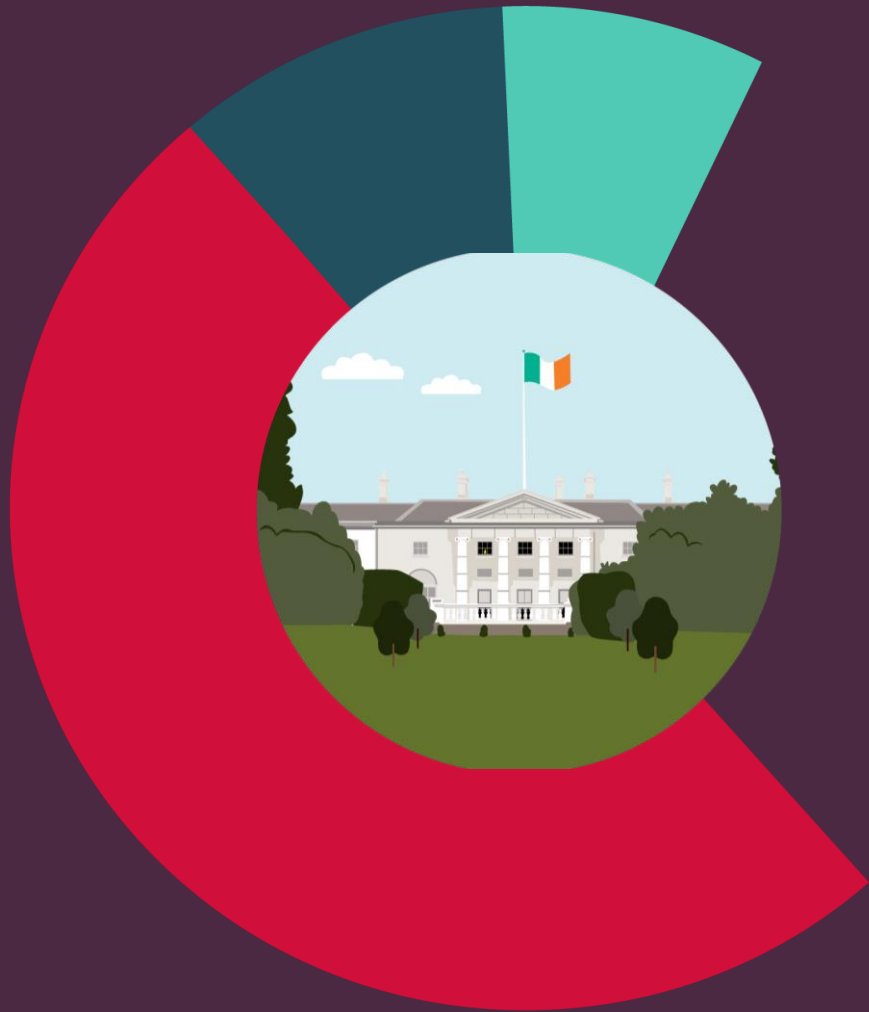
Extracts from the report may be quoted or published on condition that due acknowledgement is given to RTÉ and RED C.

# Tables of Report Contents

| Q    | Presidential Election Questions  | Page |
|------|--|------|
| Q.1a | The names of the candidates standing in the Presidential Election are shown on the attached ballot paper, can you tell me which of these candidates you gave your first preference vote? | 5    |
| Q.1b | And which of the candidates, if any, did you give a second preference vote to?   | 7    |
| Q.2  | What factor was <b>most important</b> to you in deciding which candidate to vote for in the Presidential Election? And what other factors were important?                                | 9    |
| Q.3  | How much do you agree or disagree with each of the following statements that other people made about the Presidency during the campaign?   | 14   |

| Q    | Blasphemy Referendum Questions  | Page |
|------|---|------|
| Q.4  | Were you aware before you came to vote today, that you would also be voting in the Referendum on removing the offence of blasphemy from the constitution?   | 19   |
| Q.5  | Did you vote in favour or against the proposal to amend the constitution to repeal the offence of publication or utterance of a blasphemous matter?   | 20   |
| Q.6  | On a scale of 0 to 10, where 0 means you don't understand at all & 10 means you fully understand the issues, how would you describe your understanding of the issues behind the blasphemy referendum? | 24   |
| Q.6b | Do you think that RTÉ should stop broadcasting the Angelus on TV and radio, or would you prefer to see RTÉ keep on broadcasting the Angelus?  | 28   |

| Q   | General Election Vote Intention Questions   | Page |
|-----|---|------|
| Q.7 | These parties or candidates will fight a general election in your area. If the general election was tomorrow which party or independent candidate do you think you would give your first preference vote? | 31   |

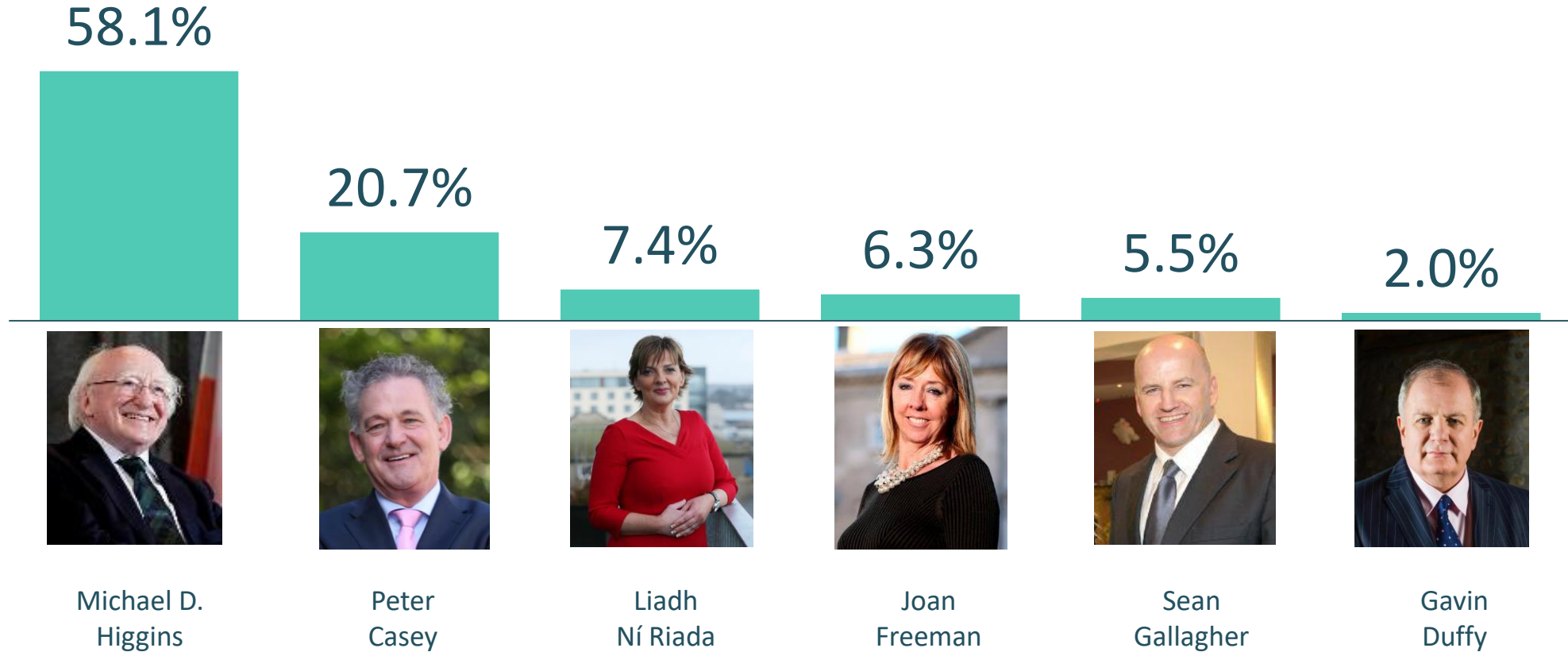


# Presidential Election

# Presidential Election – 1<sup>st</sup> Preference

The names of the candidates standing in the Presidential Election are shown on the attached ballot paper, can you tell me which of these candidates you gave your first preference vote?  
(Base: All Irish Citizens 18+ Who Voted in The Presidential Election, n = 3474)

## First Preference



# Presidential Election – 1<sup>st</sup> Preference

The names of the candidates standing in the Presidential Election are shown on the attached ballot paper, can you tell me which of these candidates you gave your first preference vote?

(Base: All Irish Citizens 18+ Who Voted in The Presidential Election, n = 3474)

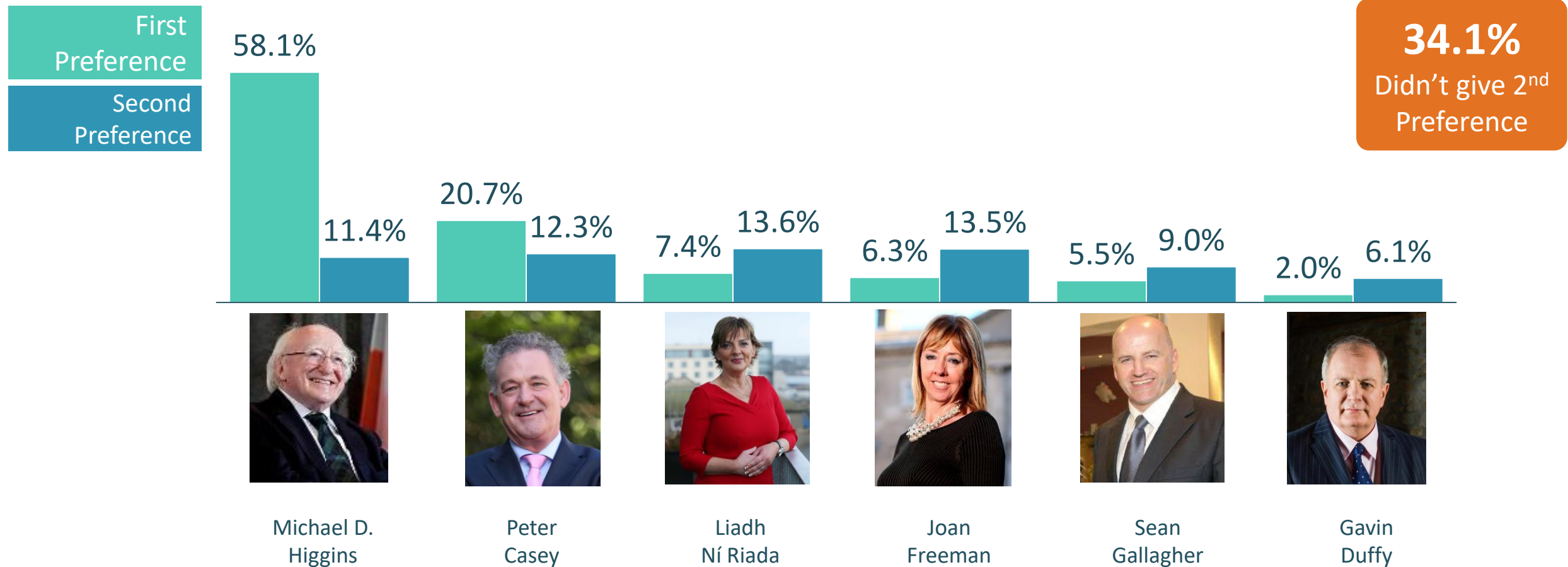
|                   |                   | Gender           |                    | Age              |                  |                  |                  |                  |                | Social Class     |                  |              |
|-------------------|-------------------|------------------|--------------------|------------------|------------------|------------------|------------------|------------------|----------------|------------------|------------------|--------------|
|                   | Total<br>(n=3474) | Male<br>(n=1748) | Female<br>(n=1725) | 18-24<br>(n=202) | 25-34<br>(n=402) | 35-44<br>(n=707) | 45-54<br>(n=767) | 55-64<br>(n=676) | 65+<br>(n=689) | ABC1<br>(n=1691) | C2DE<br>(n=1616) | F<br>(n=135) |
| Michael D Higgins | <b>58.1%</b>      | 53.5%            | 62.7%              | 64.4%            | 67.4%            | 61.5%            | 54.5%            | 56.1%            | 54.1%          | 62.8%            | 54.0%            | 48.1%        |
| Peter Casey       | <b>20.7%</b>      | 25.8%            | 15.7%              | 15.8%            | 15.9%            | 17.3%            | 23.5%            | 22.0%            | 23.5%          | 18.6%            | 22.3%            | 28.9%        |
| Liadh Ní Riada    | <b>7.4%</b>       | 8.5%             | 6.2%               | 9.9%             | 6.7%             | 6.9%             | 7.7%             | 8.1%             | 6.5%           | 5.4%             | 9.7%             | 4.4%         |
| Joan Freeman      | <b>6.3%</b>       | 5.1%             | 7.4%               | 5.0%             | 4.5%             | 7.5%             | 6.0%             | 6.7%             | 6.4%           | 6.4%             | 6.2%             | 5.2%         |
| Sean Gallagher    | <b>5.5%</b>       | 5.2%             | 5.7%               | 3.5%             | 4.0%             | 5.1%             | 5.6%             | 5.5%             | 7.3%           | 4.8%             | 5.9%             | 9.6%         |
| Gavin Duffy       | <b>2.0%</b>       | 1.8%             | 2.3%               | 1.5%             | 1.5%             | 1.7%             | 2.7%             | 1.6%             | 2.2%           | 2.0%             | 1.9%             | 3.7%         |

|                   |                   | Region             |                                |                    |                             | Location          |                   | Party Preference          |                         |                         |                   |                             |
|-------------------|-------------------|--------------------|--------------------------------|--------------------|-----------------------------|-------------------|-------------------|---------------------------|-------------------------|-------------------------|-------------------|-----------------------------|
|                   | Total<br>(n=3474) | Dublin<br>(n=1046) | Rest of<br>Leinster<br>(n=904) | Munster<br>(n=958) | Conn./<br>Ulster<br>(n=566) | Urban<br>(n=2288) | Rural<br>(n=1186) | Fianna<br>Fáil<br>(n=564) | Fine<br>Gael<br>(n=889) | Sinn<br>Féin<br>(n=372) | Labour<br>(n=170) | Indepen<br>Dents<br>(n=287) |
| Michael D Higgins | <b>58.1%</b>      | 66.7%              | 56.5%                          | 53.7%              | 52.1%                       | 62.2%             | 50.3%             | 46.5%                     | 68.4%                   | 28.8%                   | 82.9%             | 45.3%                       |
| Peter Casey       | <b>20.7%</b>      | 14.2%              | 23.3%                          | 24.2%              | 22.8%                       | 18.1%             | 25.9%             | 30.7%                     | 16.9%                   | 24.2%                   | 10.0%             | 25.1%                       |
| Liadh Ní Riada    | <b>7.4%</b>       | 5.6%               | 5.9%                           | 9.6%               | 9.2%                        | 6.7%              | 8.7%              | 3.7%                      | 2.0%                    | 37.6%                   | 0.6%              | 8.4%                        |
| Joan Freeman      | <b>6.3%</b>       | 7.2%               | 5.8%                           | 6.6%               | 4.9%                        | 6.2%              | 6.4%              | 6.7%                      | 5.5%                    | 5.1%                    | 3.5%              | 10.1%                       |
| Sean Gallagher    | <b>5.5%</b>       | 4.6%               | 5.9%                           | 4.3%               | 8.5%                        | 4.9%              | 6.5%              | 11.0%                     | 5.3%                    | 3.0%                    | 1.8%              | 8.4%                        |
| Gavin Duffy       | <b>2.0%</b>       | 1.6%               | 2.7%                           | 1.7%               | 2.5%                        | 1.9%              | 2.3%              | 1.4%                      | 1.9%                    | 1.3%                    | 1.2%              | 2.8%                        |

# Presidential Election – 1<sup>st</sup> & 2<sup>nd</sup> Preference

Q1a. The names of the candidates standing in the Presidential Election are shown on the attached ballot paper, can you tell me which of these candidates you gave your first preference vote?  
Q1b. And which of the candidates, if any, did you give a second preference vote to?







(Base: All Irish Citizens 18+ Who Voted in The Presidential Election, n = 3474)



# 2<sup>nd</sup> Preference X 1<sup>st</sup> Preference

Q1a. The names of the candidates standing in the Presidential Election are shown on the attached ballot paper, can you tell me which of these candidates you gave your first preference vote?  
 Q1b. And which of the candidates, if any, did you give a second preference vote to?

(Base: All Irish Citizens 18+ Who Voted in The Presidential Election, n = 3474)

|                            |                               | 1 <sup>st</sup> Preference  |   |   |   |   |   |
|----------------------------|-------------------------------|---|---|---|---|---|---|
|                            |                               | Michael D. Higgins  | Peter Casey   | Liadh Ní Riada  | Joan Freeman  | Sean Gallagher  | Gavin Duffy   |
|                            |                               |  |  |  |  |  |  |
| Base Size:                 |                               | (n=2018)  | (n=721)   | (n=256)   | (n=218)   | (n=190)   | (n=71)  |
| 2 <sup>nd</sup> Preference | Michael D Higgins             |   | 27.2%   | 28.9%   | 33.0%   | 18.4%   | 26.8%   |
|                            | Peter Casey                   | 14.0%   |   | 19.1%   | 15.6%   | 26.3%   | 14.1%   |
|                            | Liadh Ní Riada                | 15.2%   | 15.1%   |   | 12.8%   | 11.6%   | 12.7%   |
|                            | Joan Freeman                  | 15.8%   | 10.3%   | 18.0%   |   | 12.1%   | 9.9%  |
|                            | Sean Gallagher                | 7.4%  | 14.7%   | 8.6%  | 10.1%   |   | 16.9%   |
|                            | Gavin Duffy                   | 4.8%  | 8.9%  | 2.3%  | 6.9%  | 16.8%   |   |
|                            | No 2 <sup>nd</sup> Pref given | 42.9%   | 23.9%   | 23.0%   | 21.6%   | 14.7%   | 19.7%   |

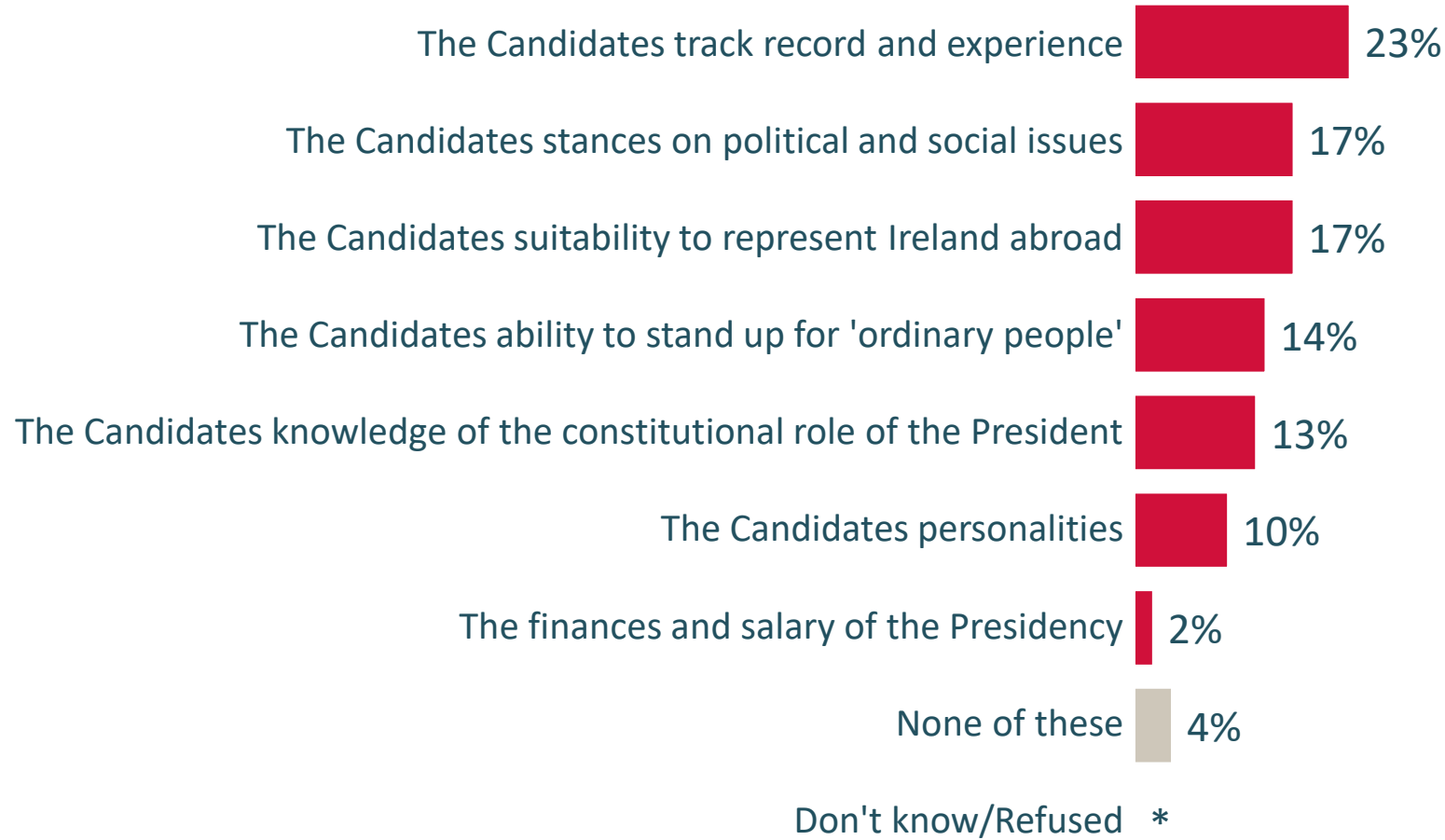


# Importance in Deciding Vote – 1<sup>st</sup> Mention

Q2. What factor was *most important* to you in deciding which candidate to vote for in the Presidential Election?

(Base: All Irish Citizens 18+ Who Voted in The Presidential Election, n = 3474)

## 1<sup>st</sup> Mention



# Importance in Deciding Vote – Any Mention

Q2. What factor was *most important* to you in deciding which candidate to vote for in the Presidential Election? And what other factors were important?







(Base: All Irish Citizens 18+ Who Voted in The Presidential Election, n = 3474)



# Importance in Deciding Vote – 1st Mention

Q2. What factor was **most important** to you in deciding which candidate to vote for in the Presidential Election? And what other factors were important?







(Base: All Irish Citizens 18+ Who Voted in The Presidential Election, n = 3474)

|  | 1 <sup>st</sup> Preference  |  |   |   |   |  |
|--|---|--|---|---|---|--|
|  | Michael D. Higgins<br> | Peter Casey<br> | Liadh Ní Riada<br> | Joan Freeman<br> | Sean Gallagher<br> | Gavin Duffy<br> |
| Base Size:   | (n=2018)  | (n=721)  | (n=256)   | (n=218)   | (n=190)   | (n=71)   |
| The Candidates track record and experience                           | 34%   | 3%   | 9%  | 18%   | 7%  | 11%  |
| The Candidates stances on political and social issues                | 10%   | 34%  | 25%   | 25%   | 14%   | 10%  |
| The Candidates suitability to represent Ireland abroad               | 21%   | 6%   | 15%   | 7%  | 17%   | 17%  |
| The Candidates ability to stand up for 'ordinary people'             | 6%  | 32%  | 18%   | 24%   | 21%   | 13%  |
| The Candidates knowledge of the constitutional role of the President | 18%   | 3%   | 9%  | 4%  | 5%  | 8%   |
| The Candidates personalities   | 7%  | 13%  | 12%   | 13%   | 21%   | 31%  |
| The finances and salary of the Presidency                            | 1%  | 3%   | 6%  | 3%  | 5%  | 1%   |

# Importance in Deciding Vote – Any Mention

Q2. What factor was **most important** to you in deciding which candidate to vote for in the Presidential Election? And what other factors were important?

(Base: All Irish Citizens 18+ Who Voted in The Presidential Election, n = 3474)

|  | 1 <sup>st</sup> Preference  |  |   |   |   |  |
|--|---|--|---|---|---|--|
|  | Michael D. Higgins<br> | Peter Casey<br> | Liadh Ní Riada<br> | Joan Freeman<br> | Sean Gallagher<br> | Gavin Duffy<br> |
| Base Size:   | (n=2018)  | (n=721)  | (n=256)   | (n=218)   | (n=190)   | (n=71)   |
| The Candidates track record and experience                           | 56%   | 11%  | 21%   | 35%   | 19%   | 24%  |
| The Candidates stances on political and social issues                | 27%   | 52%  | 39%   | 37%   | 27%   | 20%  |
| The Candidates suitability to represent Ireland abroad               | 50%   | 21%  | 36%   | 31%   | 35%   | 41%  |
| The Candidates ability to stand up for 'ordinary people'             | 20%   | 54%  | 44%   | 45%   | 38%   | 27%  |
| The Candidates knowledge of the constitutional role of the President | 41%   | 10%  | 23%   | 12%   | 14%   | 15%  |
| The Candidates personalities   | 23%   | 31%  | 29%   | 30%   | 37%   | 52%  |
| The finances and salary of the Presidency                            | 4%  | 11%  | 12%   | 9%  | 12%   | 10%  |

# Importance in Deciding Vote – 1<sup>st</sup> Mention

Q2. What factor was **most important** to you in deciding which candidate to vote for in the Presidential Election?

(Base: All Irish Citizens 18+ Who Voted in The Presidential Election, n = 3474)

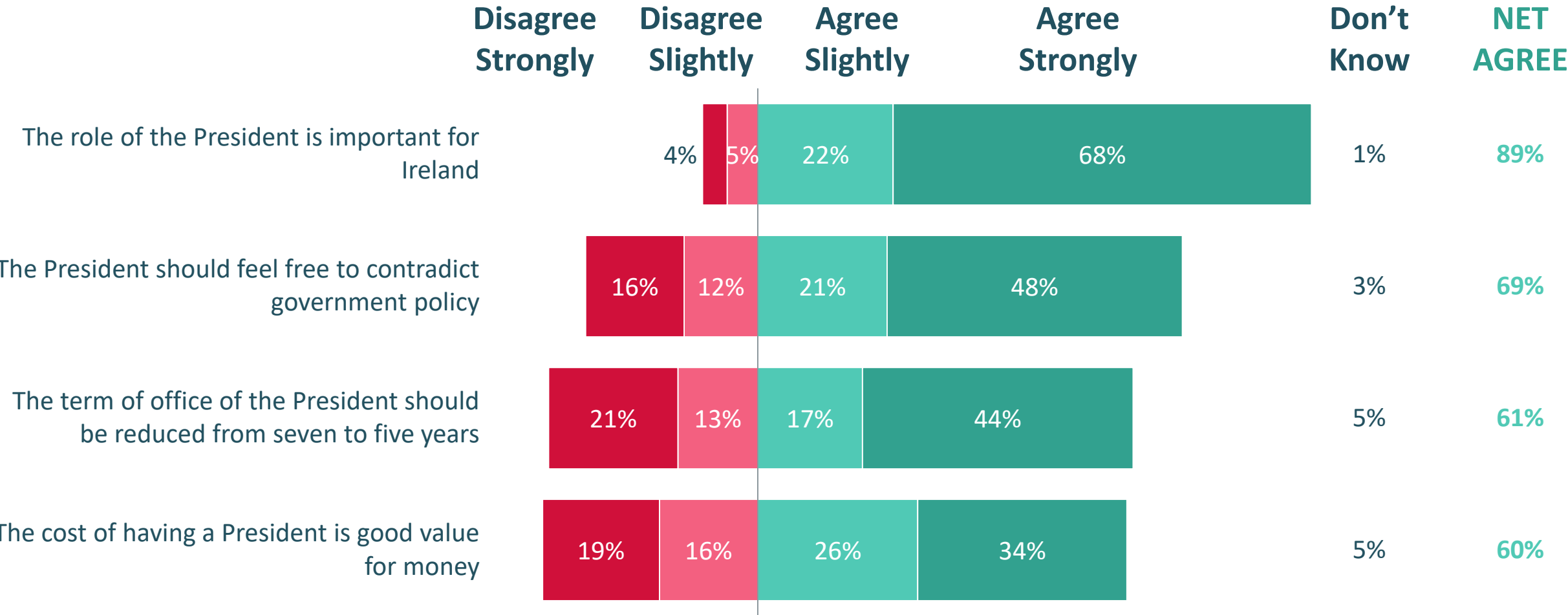
|  |                | Gender        |                 | Age           |               |               |               |               |             | Social Class  |               |           |
|--|----------------|---------------|-----------------|---------------|---------------|---------------|---------------|---------------|-------------|---------------|---------------|-----------|
|  | Total (n=3474) | Male (n=1748) | Female (n=1725) | 18-24 (n=202) | 25-34 (n=402) | 35-44 (n=707) | 45-54 (n=767) | 55-64 (n=676) | 65+ (n=689) | ABC1 (n=1691) | C2DE (n=1616) | F (n=135) |
| The Candidates track record and experience                           | 23%            | 21%           | 24%             | 16%           | 24%           | 24%           | 23%           | 22%           | 22%         | 25%           | 20%           | 24%       |
| The Candidates stances on political and social issues                | 17%            | 18%           | 16%             | 17%           | 18%           | 17%           | 18%           | 16%           | 16%         | 19%           | 15%           | 18%       |
| The Candidates suitability to represent Ireland abroad               | 17%            | 16%           | 17%             | 18%           | 19%           | 16%           | 16%           | 16%           | 17%         | 18%           | 15%           | 12%       |
| The Candidates ability to stand up for 'ordinary people'             | 14%            | 14%           | 15%             | 14%           | 11%           | 15%           | 14%           | 16%           | 16%         | 11%           | 17%           | 21%       |
| The Candidates knowledge of the constitutional role of the President | 13%            | 13%           | 13%             | 14%           | 12%           | 13%           | 12%           | 14%           | 13%         | 12%           | 13%           | 10%       |
| The Candidates personalities   | 10%            | 11%           | 10%             | 15%           | 9%            | 9%            | 10%           | 10%           | 11%         | 9%            | 12%           | 8%        |
| The finances and salary of the Presidency                            | 2%             | 3%            | 2%              | 2%            | 3%            | 2%            | 2%            | 2%            | 2%          | 2%            | 2%            | 3%        |

|  |                | Region          |                          |                 |                      | Location       |                | Party Preference    |                   |                   |                |                      |
|--|----------------|-----------------|--------------------------|-----------------|----------------------|----------------|----------------|---------------------|-------------------|-------------------|----------------|----------------------|
|  | Total (n=3474) | Dublin (n=1046) | Rest of Leinster (n=904) | Munster (n=958) | Conn./Ulster (n=566) | Urban (n=2288) | Rural (n=1186) | Fianna Fáil (n=564) | Fine Gael (n=889) | Sinn Féin (n=372) | Labour (n=170) | Independents (n=287) |
| The Candidates track record and experience                           | 23%            | 26%             | 22%                      | 22%             | 20%                  | 25%            | 20%            | 19%                 | 27%               | 12%               | 32%            | 18%                  |
| The Candidates stances on political and social issues                | 17%            | 17%             | 14%                      | 19%             | 16%                  | 18%            | 15%            | 16%                 | 14%               | 25%               | 10%            | 15%                  |
| The Candidates suitability to represent Ireland abroad               | 17%            | 19%             | 17%                      | 13%             | 18%                  | 17%            | 16%            | 14%                 | 20%               | 15%               | 19%            | 17%                  |
| The Candidates ability to stand up for 'ordinary people'             | 14%            | 13%             | 14%                      | 16%             | 15%                  | 13%            | 17%            | 17%                 | 11%               | 21%               | 11%            | 19%                  |
| The Candidates knowledge of the constitutional role of the President | 13%            | 12%             | 13%                      | 15%             | 11%                  | 13%            | 13%            | 13%                 | 15%               | 10%               | 19%            | 10%                  |
| The Candidates personalities   | 10%            | 8%              | 11%                      | 10%             | 13%                  | 10%            | 12%            | 13%                 | 8%                | 10%               | 4%             | 15%                  |
| The finances and salary of the Presidency                            | 2%             | 2%              | 3%                       | 2%              | 3%                   | 2%             | 3%             | 3%                  | 1%                | 4%                | 1%             | 3%                   |

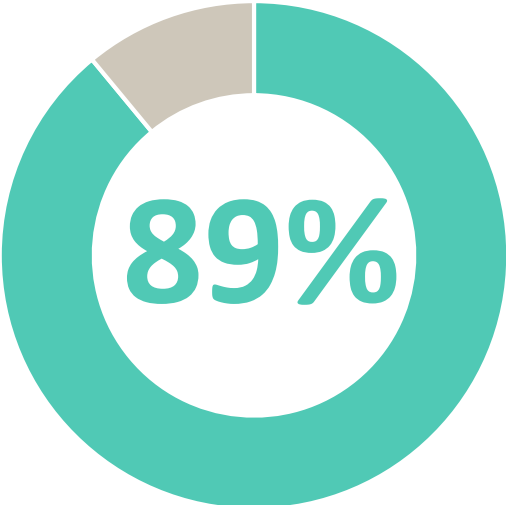
# Voter's Views on the Presidency

Q3. How much do you agree or disagree with each of the following statements that other people made about the Presidency during the campaign?

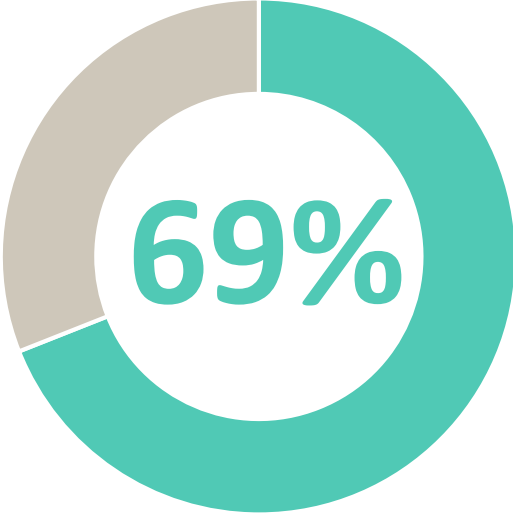
(Base: All Irish Citizens 18+ Who Voted in The Presidential Election, n = 3474)



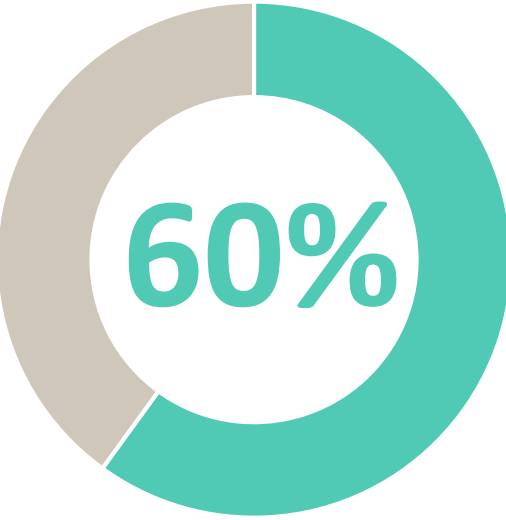
# Views on Presidency – NET Agree



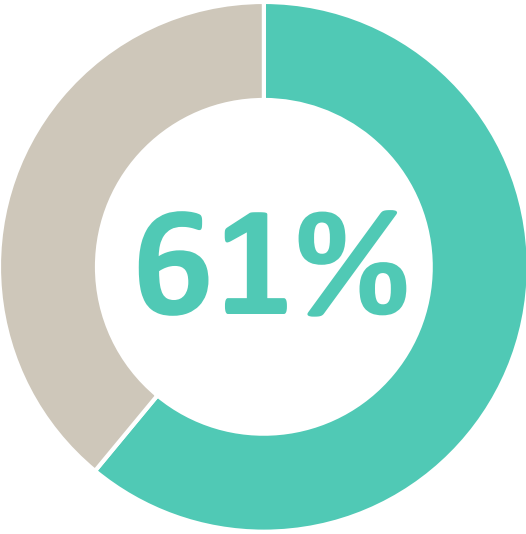
The role of the President is important for Ireland



The President should feel free to contradict government policy



The cost of having a President is good value for money









The term of office of the President should be reduced from seven to five years

# Views on Presidency – NET Agree Among 1<sup>st</sup> Preference Voters

Q3. How much do you agree or disagree with each of the following statements that other people made about the Presidency during the campaign?

(Base: All Irish Citizens 18+ Who Voted in The Presidential Election, n = 3474)

|  | 1 <sup>st</sup> Preference   |  |   |   |   |  |
|--|--|--|---|---|---|--|
|  | Michael D. Higgins<br> | Peter Casey<br> | Liadh Ní Riada<br> | Joan Freeman<br> | Sean Gallagher<br> | Gavin Duffy<br> |
| The role of the President is important for Ireland                             | 94%  | 82%  | 85%   | 87%   | 84%   | 79%  |
| The President should feel free to contradict government policy                 | 67%  | 73%  | 82%   | 65%   | 69%   | 65%  |
| The term of office of the President should be reduced from seven to five years | 53%  | 73%  | 70%   | 64%   | 76%   | 65%  |
| The cost of having a President is good value for money                         | 73%  | 40%  | 40%   | 44%   | 45%   | 44%  |



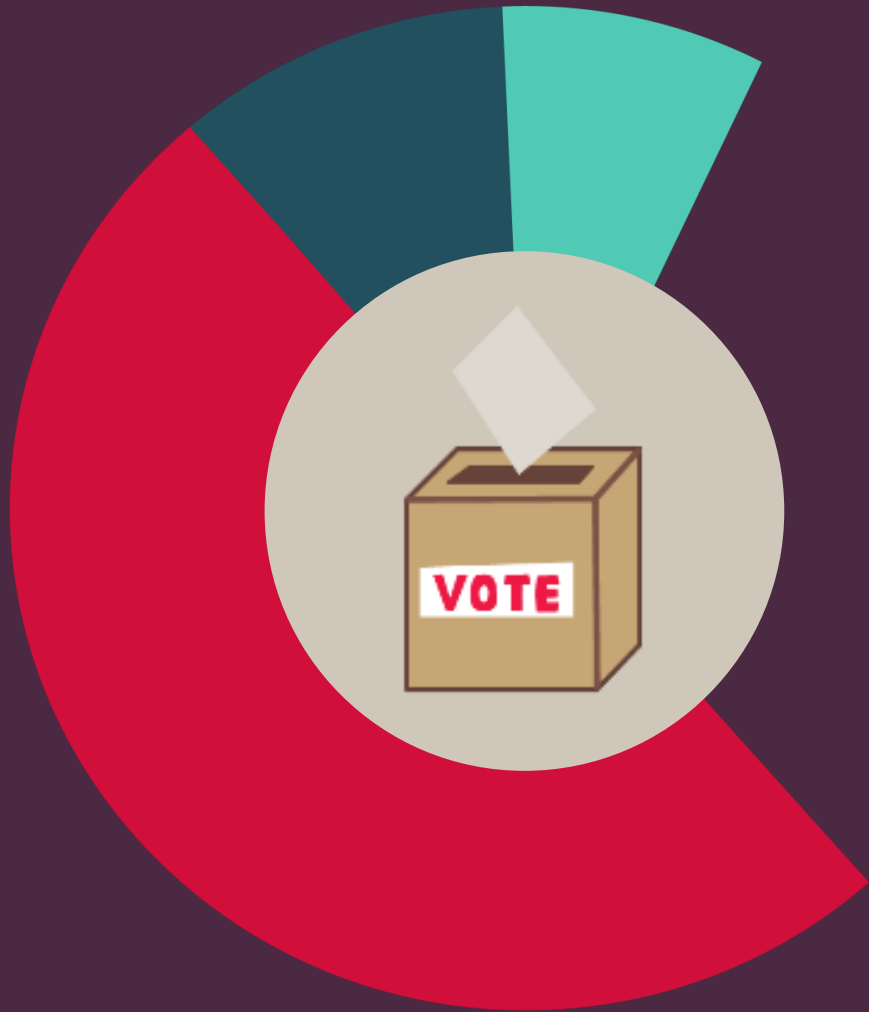
# Views on Presidency X Demographics

Q3. How much do you agree or disagree with each of the following statements that other people made about the Presidency during the campaign?

(Base: All Irish Citizens 18+ Who Voted in The Presidential Election, n = 3474)

|  |                | Gender        |                 | Age           |               |               |               |               |             | Social Class  |               |           |
|--|----------------|---------------|-----------------|---------------|---------------|---------------|---------------|---------------|-------------|---------------|---------------|-----------|
| % NET Agree  | Total (n=3474) | Male (n=1748) | Female (n=1725) | 18-24 (n=202) | 25-34 (n=402) | 35-44 (n=707) | 45-54 (n=767) | 55-64 (n=676) | 65+ (n=689) | ABC1 (n=1691) | C2DE (n=1616) | F (n=135) |
| The role of the President is important for Ireland                             | 89%            | 89%           | 90%             | 85%           | 89%           | 92%           | 90%           | 88%           | 90%         | 93%           | 87%           | 84%       |
| The President should feel free to contradict government policy                 | 69%            | 69%           | 69%             | 72%           | 76%           | 73%           | 71%           | 67%           | 61%         | 67%           | 71%           | 65%       |
| The term of office of the President should be reduced from seven to five years | 61%            | 60%           | 61%             | 55%           | 55%           | 57%           | 61%           | 63%           | 67%         | 57%           | 65%           | 62%       |
| The cost of having a President is good value for money                         | 60%            | 61%           | 58%             | 50%           | 60%           | 63%           | 60%           | 59%           | 59%         | 67%           | 53%           | 47%       |

|  |                | Region          |                          |                 |                      | Location       |                | Party Preference    |                   |                   |                |                      |
|--|----------------|-----------------|--------------------------|-----------------|----------------------|----------------|----------------|---------------------|-------------------|-------------------|----------------|----------------------|
| % NET Agree  | Total (n=3474) | Dublin (n=1046) | Rest of Leinster (n=904) | Munster (n=958) | Conn./Ulster (n=566) | Urban (n=2288) | Rural (n=1186) | Fianna Fáil (n=564) | Fine Gael (n=889) | Sinn Féin (n=372) | Labour (n=170) | Independents (n=287) |
| The role of the President is important for Ireland                             | 89%            | 92%             | 89%                      | 89%             | 87%                  | 90%            | 88%            | 87%                 | 94%               | 84%               | 94%            | 86%                  |
| The President should feel free to contradict government policy                 | 69%            | 67%             | 66%                      | 71%             | 74%                  | 67%            | 72%            | 69%                 | 60%               | 85%               | 56%            | 78%                  |
| The term of office of the President should be reduced from seven to five years | 61%            | 56%             | 61%                      | 67%             | 58%                  | 59%            | 63%            | 66%                 | 58%               | 70%               | 45%            | 63%                  |
| The cost of having a President is good value for money                         | 60%            | 68%             | 59%                      | 58%             | 47%                  | 63%            | 52%            | 56%                 | 71%               | 43%               | 73%            | 51%                  |

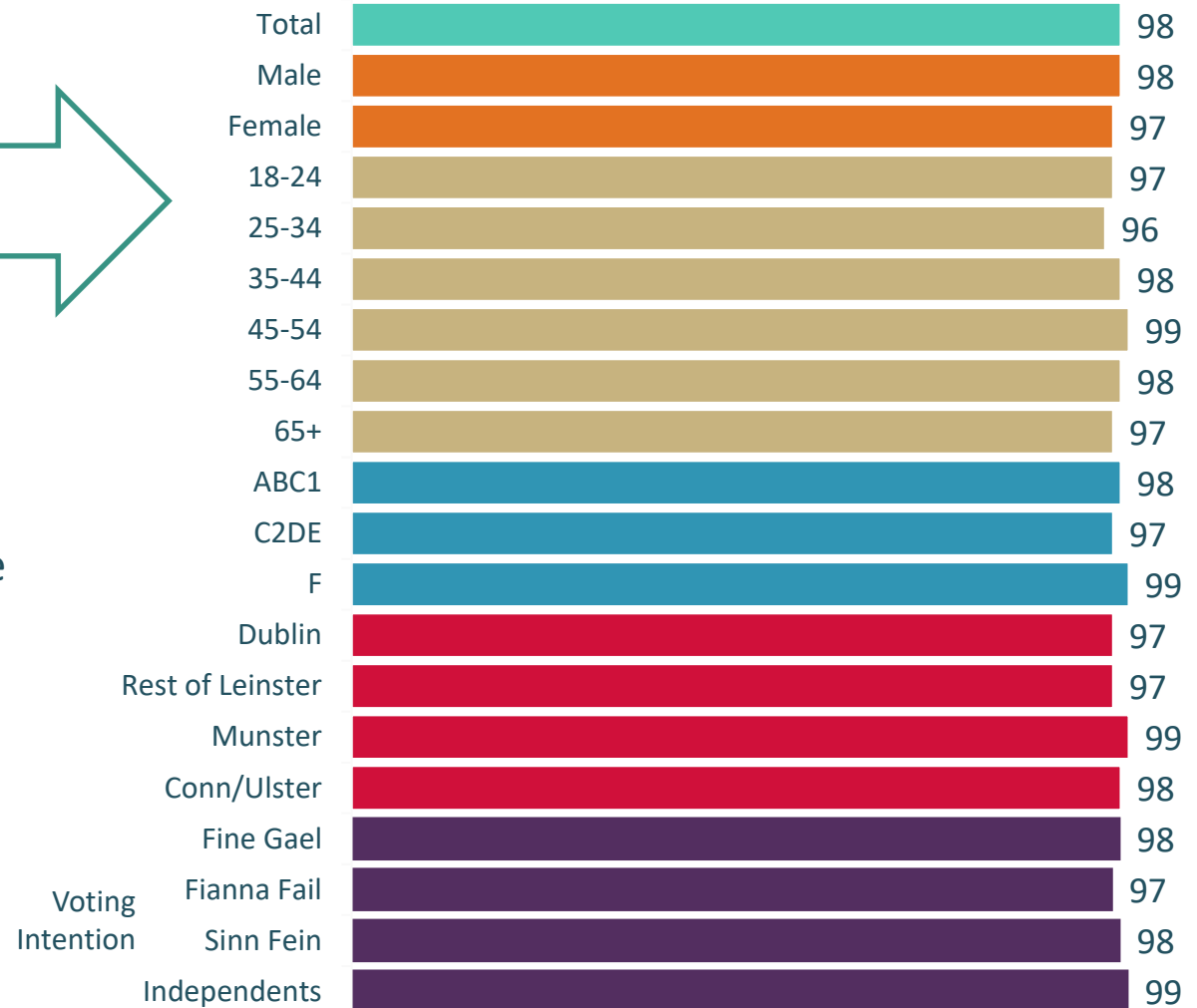

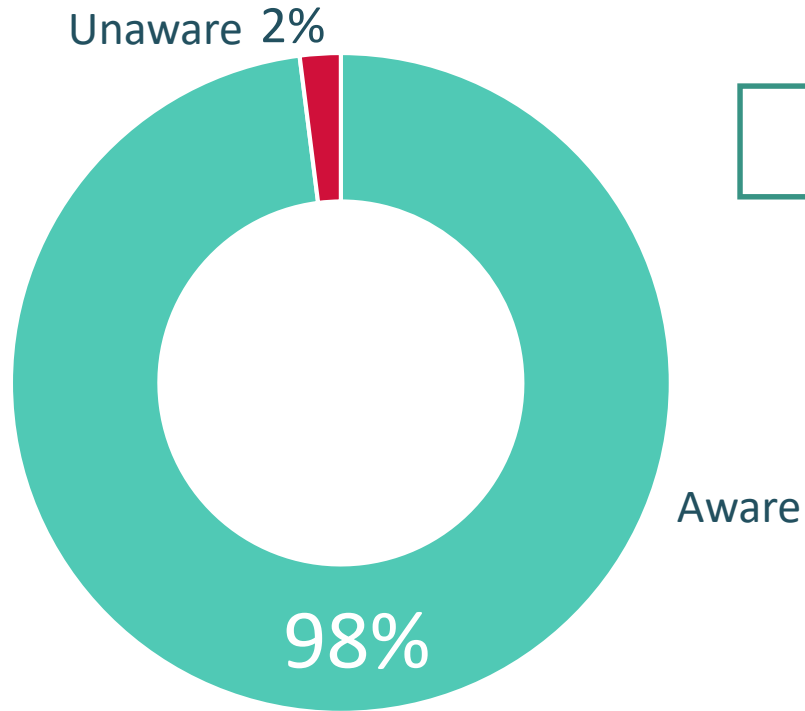


# Blasphemy Referendum

# Awareness of Blasphemy Referendum Before Today

Q4. Were you aware before you came to vote today, that you would also be voting in the Referendum on removing the offence of blasphemy from the constitution?

(Base: All Irish Citizens 18+ Who Voted in The Presidential Election, n = 3474)

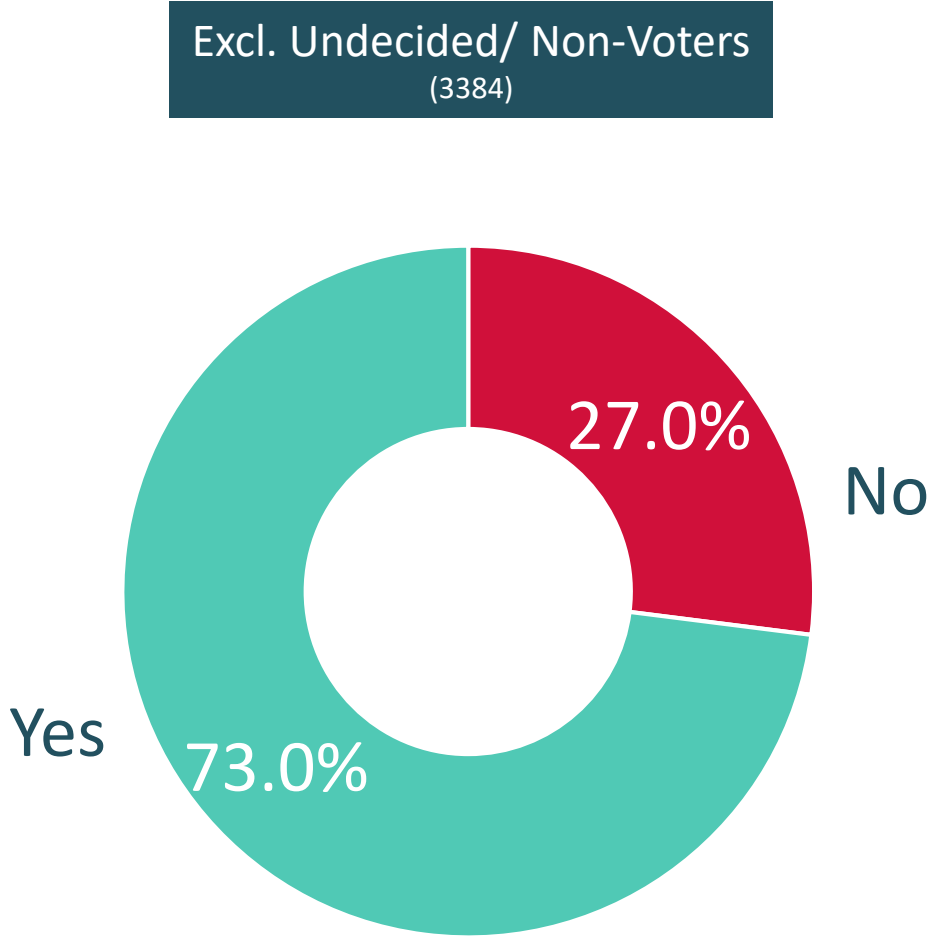
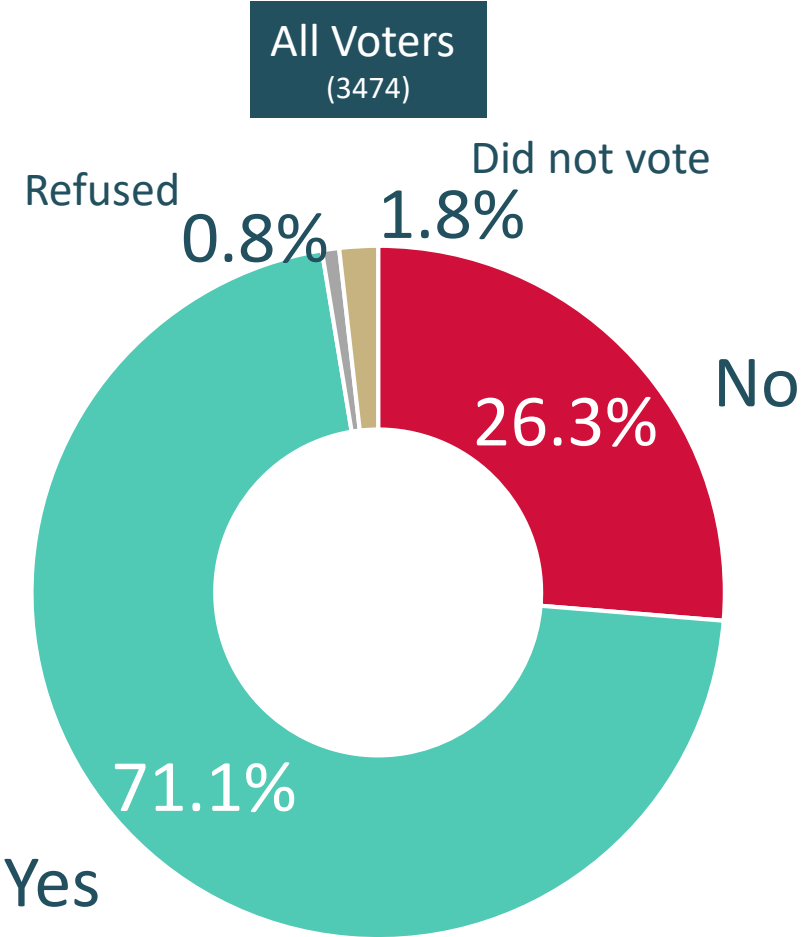


# 37<sup>th</sup> Amendment of The Constitution

## Removal of Offence of Publication or Utterance of Blasphemy Matters

Q5. Did you vote in favour or against the proposal to amend the constitution to repeal the offence of publication or utterance of a blasphemous matter?

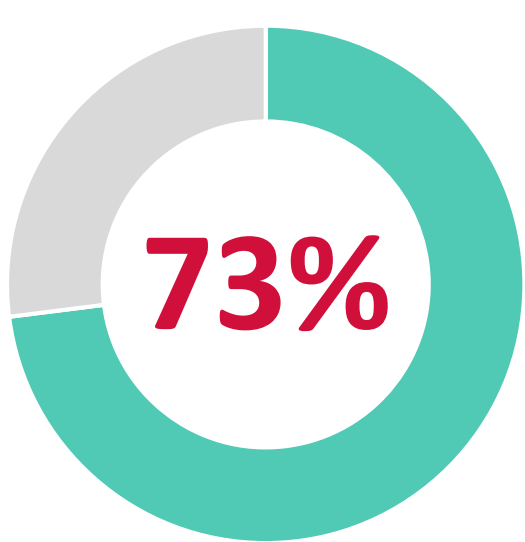
(Base: All Irish Citizens 18+ Who Voted in The Presidential Election, n = 3474)



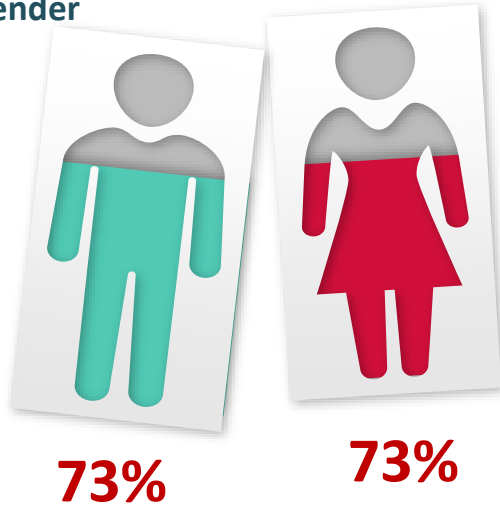
# Support For Repealing Blasphemy as an Offence - % Yes

Q5. Did you vote in favour or against the proposal to amend the constitution to repeal the offence of publication or utterance of a blasphemous matter?

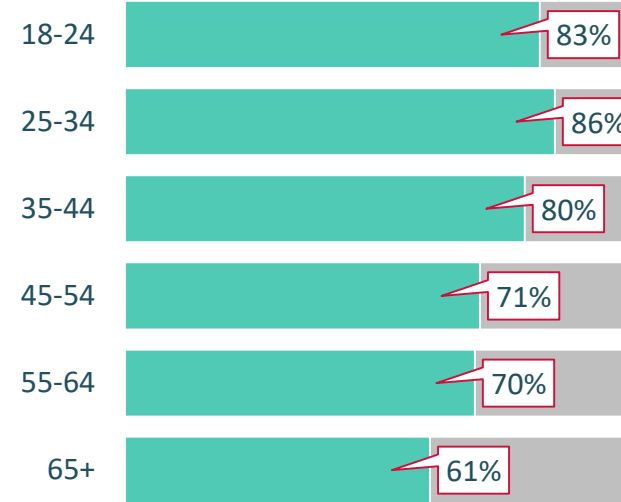
(Base: All Irish Citizens 18+ Who Voted in The Presidential Election who voted in the Referendum n = 3384)



## Gender



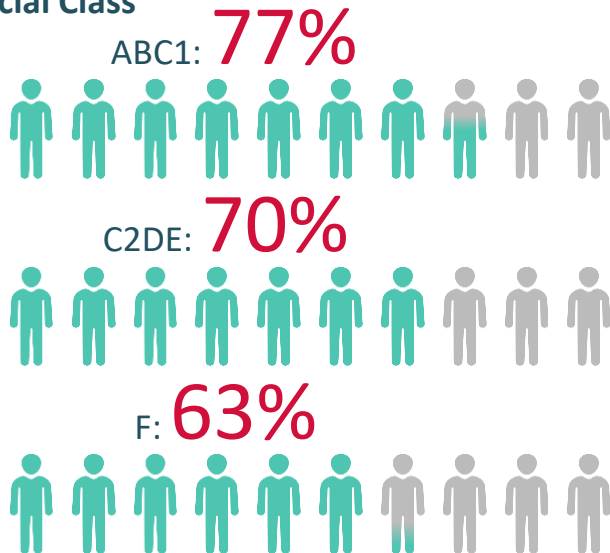
## Age



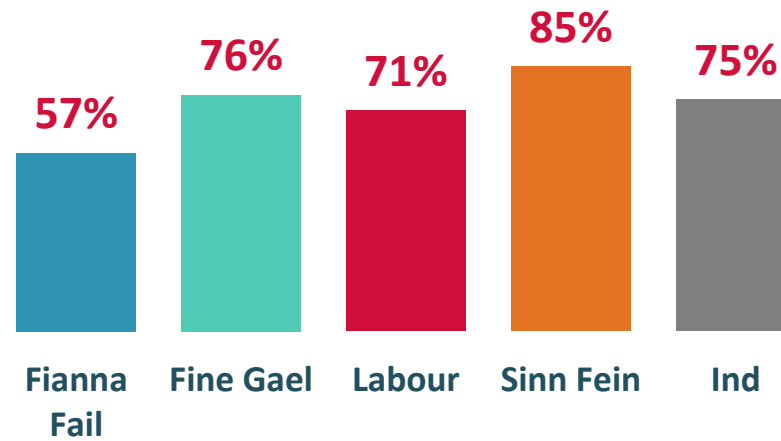
## Area



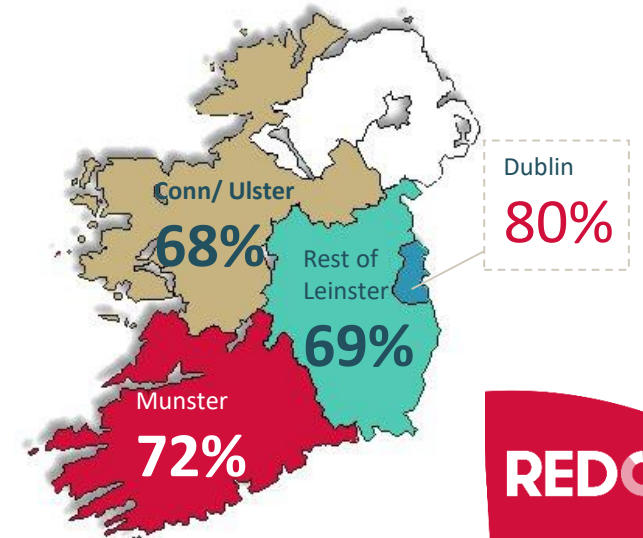
## Social Class



## Party Support



## Region



# Support For Repealing Blasphemy as an Offence – All Referendum Voters

Q5. Did you vote in favour or against the proposal to amend the constitution to repeal the offence of publication or utterance of a blasphemous matter?

(Base: All Irish Citizens 18+ Who Voted in The Presidential Election who voted in the Referendum n = 3384)

|                 |                           | Gender           |                    | Age              |                  |                  |                  |                  |                | Social Class     |                  |              |
|-----------------|---------------------------|------------------|--------------------|------------------|------------------|------------------|------------------|------------------|----------------|------------------|------------------|--------------|
|                 | <b>Total<br/>(n=3384)</b> | Male<br>(n=1707) | Female<br>(n=1676) | 18-24<br>(n=197) | 25-34<br>(n=395) | 35-44<br>(n=690) | 45-54<br>(n=752) | 55-64<br>(n=661) | 65+<br>(n=661) | ABC1<br>(n=1691) | C2DE<br>(n=1616) | F<br>(n=135) |
| Yes - In Favour | <b>73%</b>                | 73%              | 73%                | 83%              | 86%              | 80%              | 71%              | 70%              | 61%            | 77%              | 70%              | 63%          |
| No - Against    | <b>27%</b>                | 27%              | 27%                | 17%              | 14%              | 20%              | 29%              | 30%              | 39%            | 23%              | 30%              | 37%          |

|                 |                           | Region             |                                |                    |                             | Location          |                   | Party Preference          |                         |                         |                   |                             |
|-----------------|---------------------------|--------------------|--------------------------------|--------------------|-----------------------------|-------------------|-------------------|---------------------------|-------------------------|-------------------------|-------------------|-----------------------------|
|                 | <b>Total<br/>(n=3384)</b> | Dublin<br>(n=1026) | Rest of<br>Leinster<br>(n=875) | Munster<br>(n=937) | Conn./<br>Ulster<br>(n=546) | Urban<br>(n=2230) | Rural<br>(n=1154) | Fianna<br>Fáil<br>(n=548) | Fine<br>Gael<br>(n=875) | Sinn<br>Féin<br>(n=365) | Labour<br>(n=167) | Indepen<br>Dents<br>(n=277) |
| Yes - In Favour | <b>73%</b>                | 80%                | 69%                            | 72%                | 68%                         | 76%               | 68%               | 59%                       | 78%                     | 71%                     | 81%               | 71%                         |
| No - Against    | <b>27%</b>                | 20%                | 31%                            | 28%                | 32%                         | 24%               | 32%               | 41%                       | 22%                     | 29%                     | 19%               | 29%                         |

# Support For Repealing Blasphemy as an Offence – All Presidential Voters

Q5. Did you vote in favour or against the proposal to amend the constitution to repeal the offence of publication or utterance of a blasphemous matter?

(Base: All Irish Citizens 18+ Who Voted in The Presidential Election, n = 3474)

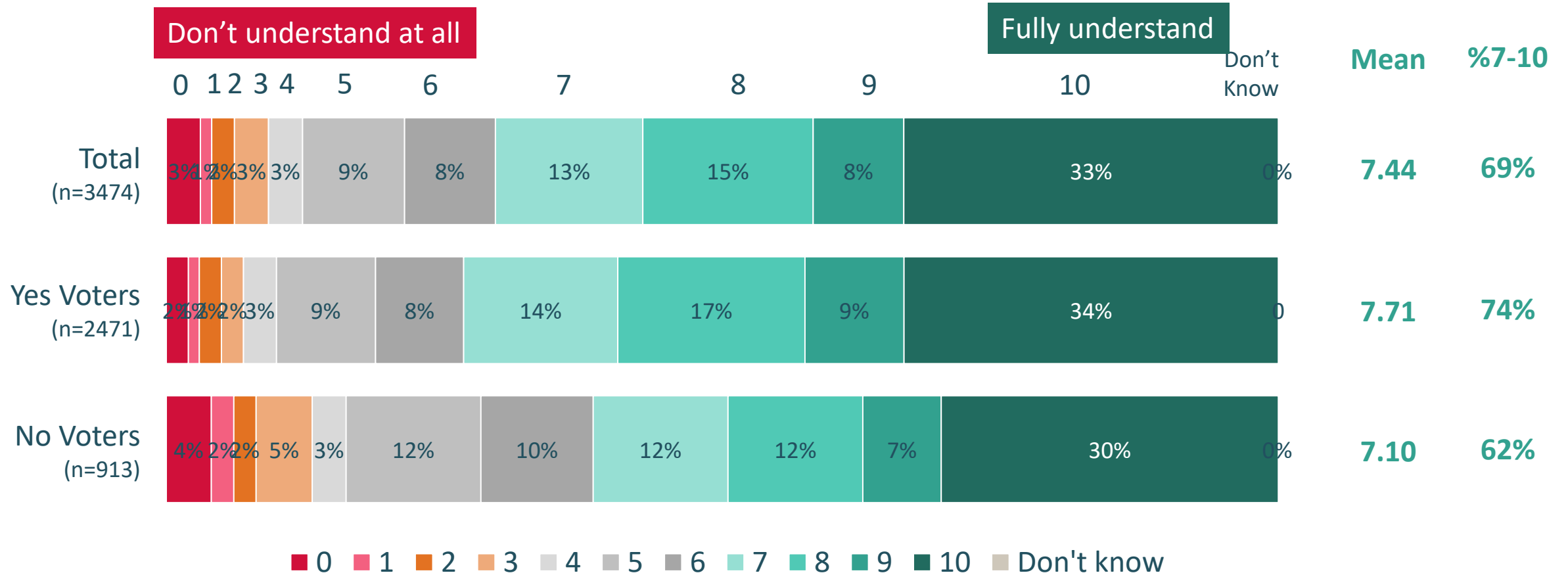
|                    |                | Gender        |                 | Age           |               |               |               |               |             | Social Class  |               |           |
|--------------------|----------------|---------------|-----------------|---------------|---------------|---------------|---------------|---------------|-------------|---------------|---------------|-----------|
|                    | Total (n=3474) | Male (n=1748) | Female (n=1725) | 18-24 (n=202) | 25-34 (n=402) | 35-44 (n=707) | 45-54 (n=767) | 55-64 (n=676) | 65+ (n=689) | ABC1 (n=1691) | C2DE (n=1616) | F (n=135) |
| Yes - In Favour    | <b>71%</b>     | 72%           | 71%             | 81%           | 85%           | 78%           | 70%           | 68%           | 58%         | 75%           | 68%           | 60%       |
| No - Against       | <b>26%</b>     | 26%           | 26%             | 17%           | 14%           | 19%           | 28%           | 30%           | 38%         | 22%           | 30%           | 35%       |
| Didn't vote        | <b>2%</b>      | 2%            | 2%              | 2%            | 1%            | 2%            | 1%            | 1%            | 2%          | 2%            | 2%            | 4%        |
| Don't know/Refused | <b>1%</b>      | 1%            | 1%              | *             | 1%            | *             | 1%            | 1%            | 2%          | 1%            | 1%            | 1%        |

|                    |                | Region          |                          |                 |                      | Location       |                | Party Preference    |                   |                   |                |                      |
|--------------------|----------------|-----------------|--------------------------|-----------------|----------------------|----------------|----------------|---------------------|-------------------|-------------------|----------------|----------------------|
|                    | Total (n=3474) | Dublin (n=1046) | Rest of Leinster (n=904) | Munster (n=958) | Conn./Ulster (n=566) | Urban (n=2288) | Rural (n=1186) | Fianna Fáil (n=564) | Fine Gael (n=889) | Sinn Féin (n=372) | Labour (n=170) | Independents (n=287) |
| Yes - In Favour    | <b>71%</b>     | 78%             | 66%                      | 71%             | 66%                  | 74%            | 66%            | 58%                 | 77%               | 70%               | 79%            | 68%                  |
| No - Against       | <b>26%</b>     | 20%             | 30%                      | 27%             | 31%                  | 24%            | 31%            | 40%                 | 21%               | 28%               | 19%            | 28%                  |
| Didn't vote        | <b>2%</b>      | 1%              | 2%                       | 2%              | 2%                   | 2%             | 2%             | 2%                  | 1%                | 1%                | 2%             | 2%                   |
| Don't know/Refused | <b>1%</b>      | 1%              | 1%                       | *               | 2%                   | 1%             | 1%             | 1%                  | *                 | 1%                | 0              | 2%                   |

# Understanding of Blasphemy Referendum

Q6. On a scale of 0 to 10, where 0 means you don't understand at all, & 10 means you fully understand the issues, how would you describe your understanding of the issues behind the blasphemy referendum?

(Base: All Irish Citizens 18+ Who Voted in The Presidential Election n = 3474)





# Understanding of Blasphemy Referendum X Demographics - I

Q6. On a scale of 0 to 10, where 0 means you don't understand at all, & 10 means you fully understand the issues, how would you describe your understanding of the issues behind the blasphemy referendum?

(Base: All Irish Citizens 18+ Who Voted in The Presidential Election n = 3474)

|                           |            | Gender     |            | Age        |            |            |            |            |            | Social Class |            |            |
|---------------------------|------------|------------|------------|------------|------------|------------|------------|------------|------------|--------------|------------|------------|
|                           | Total      | Male       | Female     | 18-24      | 25-34      | 35-44      | 45-54      | 55-64      | 65+        | ABC1         | C2DE       | F          |
| Base:                     | 3474       | 1748       | 1725       | 202        | 402        | 707        | 767        | 676        | 689        | 1691         | 1616       | 135        |
| Don't understand at all 0 | 3%         | 3%         | 3%         | 3%         | 3%         | 2%         | 2%         | 3%         | 4%         | 2%           | 4%         | 4%         |
| 1                         | 1%         | 1%         | 2%         | 3%         | 1%         | 1%         | 1%         | 2%         | 1%         | 1%           | 2%         | 1%         |
| 2                         | 2%         | 1%         | 2%         | 3%         | 1%         | 2%         | 2%         | 1%         | 3%         | 1%           | 2%         | 3%         |
| 3                         | 3%         | 3%         | 3%         | 5%         | 2%         | 3%         | 3%         | 2%         | 3%         | 2%           | 3%         | 5%         |
| 4                         | 3%         | 3%         | 3%         | 4%         | 4%         | 3%         | 2%         | 3%         | 2%         | 2%           | 4%         | 4%         |
| 5                         | 9%         | 8%         | 10%        | 11%        | 7%         | 9%         | 10%        | 11%        | 8%         | 9%           | 10%        | 15%        |
| 6                         | 8%         | 9%         | 8%         | 9%         | 10%        | 10%        | 7%         | 7%         | 8%         | 8%           | 9%         | 13%        |
| 7                         | 13%        | 13%        | 13%        | 18%        | 15%        | 12%        | 14%        | 13%        | 11%        | 13%          | 13%        | 17%        |
| 8                         | 15%        | 17%        | 14%        | 14%        | 14%        | 15%        | 16%        | 16%        | 16%        | 15%          | 16%        | 14%        |
| 9                         | 8%         | 8%         | 9%         | 5%         | 8%         | 9%         | 8%         | 7%         | 10%        | 9%           | 7%         | 6%         |
| Fully understand 10       | 33%        | 33%        | 32%        | 24%        | 33%        | 33%        | 34%        | 34%        | 33%        | 37%          | 30%        | 18%        |
| Don't know                | *          | *          | *          | 0          | 1%         | *          | *          | *          | 1%         | *            | *          | 1%         |
| <b>NET 0-3</b>            | <b>9%</b>  | <b>8%</b>  | <b>10%</b> | <b>14%</b> | <b>7%</b>  | <b>9%</b>  | <b>8%</b>  | <b>8%</b>  | <b>11%</b> | <b>7%</b>    | <b>11%</b> | <b>13%</b> |
| <b>NET 4-6</b>            | <b>21%</b> | <b>20%</b> | <b>22%</b> | <b>25%</b> | <b>22%</b> | <b>22%</b> | <b>20%</b> | <b>22%</b> | <b>19%</b> | <b>19%</b>   | <b>22%</b> | <b>31%</b> |
| <b>NET 7-10</b>           | <b>69%</b> | <b>71%</b> | <b>68%</b> | <b>61%</b> | <b>70%</b> | <b>69%</b> | <b>72%</b> | <b>70%</b> | <b>69%</b> | <b>74%</b>   | <b>66%</b> | <b>55%</b> |

# Understanding of Blasphemy Referendum X Demographics - II

Q6. On a scale of 0 to 10, where 0 means you don't understand at all, & 10 means you fully understand the issues, how would you describe your understanding of the issues behind the blasphemy referendum?

(Base: All Irish Citizens 18+ Who Voted in The Presidential Election n = 3474)

|                           |            | Region     |                  |            |               | Party Preference |            |            |            |              |
|---------------------------|------------|------------|------------------|------------|---------------|------------------|------------|------------|------------|--------------|
|                           | Total      | Dublin     | Rest of Leinster | Munster    | Conn./ Ulster | Fianna Fáil      | Fine Gael  | Sinn Féin  | Labour     | Independents |
| Base:                     | 3474       | 1046       | 904              | 958        | 566           | 2288             | 1186       | 564        | 889        | 372          |
| Don't understand at all 0 | 3%         | 2%         | 3%               | 4%         | 3%            | 3%               | 2%         | 4%         | 2%         | 3%           |
| 1                         | 1%         | *          | 2%               | 2%         | 1%            | 1%               | 2%         | 1%         | 1%         | 1%           |
| 2                         | 2%         | 2%         | 2%               | 3%         | 1%            | 2%               | 3%         | 2%         | 2%         | 2%           |
| 3                         | 3%         | 2%         | 3%               | 4%         | 1%            | 3%               | 4%         | 4%         | 3%         | 3%           |
| 4                         | 3%         | 3%         | 3%               | 4%         | 1%            | 3%               | 4%         | 4%         | 3%         | 5%           |
| 5                         | 9%         | 7%         | 11%              | 12%        | 8%            | 9%               | 11%        | 11%        | 9%         | 10%          |
| 6                         | 8%         | 8%         | 7%               | 11%        | 7%            | 8%               | 9%         | 10%        | 9%         | 9%           |
| 7                         | 13%        | 13%        | 12%              | 14%        | 12%           | 13%              | 13%        | 13%        | 14%        | 14%          |
| 8                         | 15%        | 18%        | 14%              | 13%        | 15%           | 16%              | 14%        | 15%        | 16%        | 18%          |
| 9                         | 8%         | 9%         | 8%               | 7%         | 10%           | 9%               | 8%         | 6%         | 9%         | 7%           |
| Fully understand 10       | 33%        | 35%        | 34%              | 26%        | 40%           | 34%              | 30%        | 29%        | 33%        | 28%          |
| Don't know                | *          | *          | *                | *          | 1%            | *                | 1%         | 1%         | 0          | 1%           |
| <b>NET 0-3</b>            | <b>9%</b>  | <b>7%</b>  | <b>11%</b>       | <b>13%</b> | <b>6%</b>     | <b>8%</b>        | <b>11%</b> | <b>11%</b> | <b>7%</b>  | <b>9%</b>    |
| <b>NET 4-6</b>            | <b>21%</b> | <b>17%</b> | <b>21%</b>       | <b>27%</b> | <b>16%</b>    | <b>19%</b>       | <b>24%</b> | <b>25%</b> | <b>21%</b> | <b>24%</b>   |
| <b>NET 7-10</b>           | <b>69%</b> | <b>76%</b> | <b>68%</b>       | <b>60%</b> | <b>77%</b>    | <b>72%</b>       | <b>65%</b> | <b>63%</b> | <b>72%</b> | <b>67%</b>   |



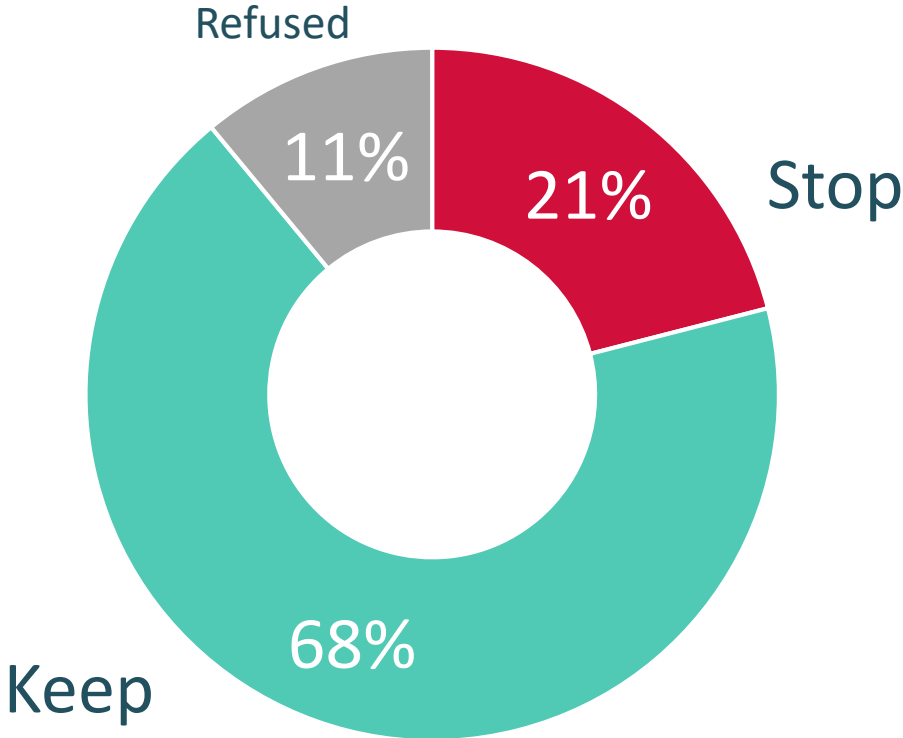
# The Angelus

# Should RTÉ Still Be Broadcasting Angelus?

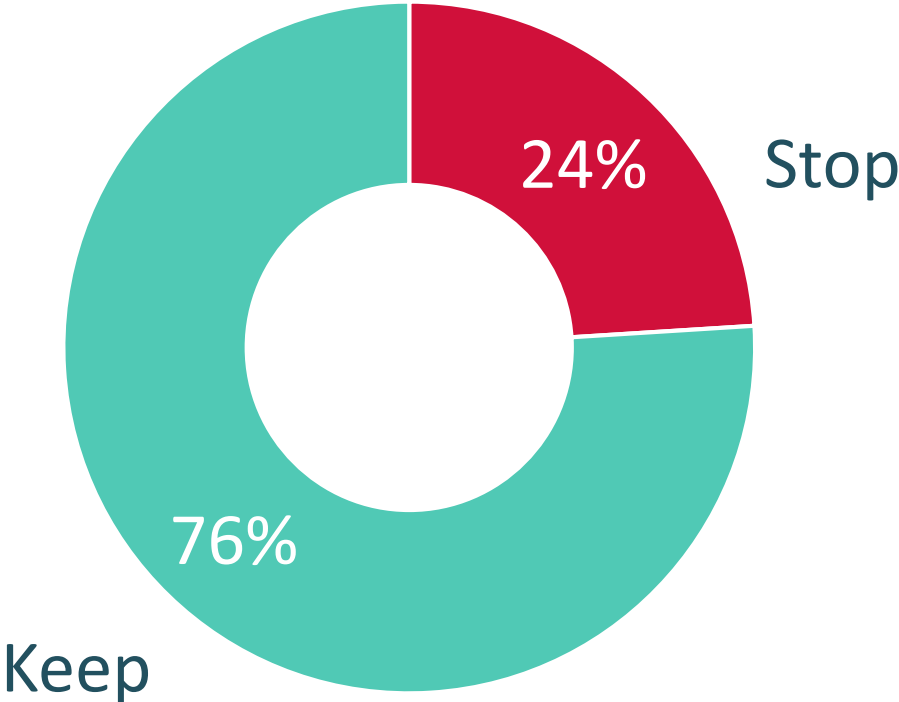
Q.6b Do you think that RTÉ should stop broadcasting the Angelus on TV and radio, or would you prefer to see RTÉ keep on broadcasting the Angelus?

(Base: All Irish Citizens 18+ Who Voted in The Presidential Election who voted in the Referendum n = 3474)

All Voters



Excl. Undecided/ Non-Voters



# Should RTÉ Still Be Broadcasting Angelus?

Q.6b Do you think that RTÉ should stop broadcasting the Angelus on TV and radio, or would you prefer to see RTÉ keep on broadcasting the Angelus?

(Base: All Irish Citizens 18+ Who Voted in The Presidential Election, n = 3474)

|                    |                | Gender        |                 | Age           |               |               |               |               |             | Social Class  |               |           |
|--------------------|----------------|---------------|-----------------|---------------|---------------|---------------|---------------|---------------|-------------|---------------|---------------|-----------|
|                    | Total (n=3474) | Male (n=1748) | Female (n=1725) | 18-24 (n=202) | 25-34 (n=402) | 35-44 (n=707) | 45-54 (n=767) | 55-64 (n=676) | 65+ (n=689) | ABC1 (n=1691) | C2DE (n=1616) | F (n=135) |
| Stop Broadcasting  | <b>21%</b>     | 23%           | 19%             | 22%           | 34%           | 27%           | 19%           | 19%           | 10%         | 25%           | 17%           | 8%        |
| Keep Broadcasting  | <b>68%</b>     | 66%           | 71%             | 61%           | 54%           | 59%           | 71%           | 72%           | 83%         | 62%           | 74%           | 82%       |
| Don't know/Refused | <b>11%</b>     | 11%           | 10%             | 17%           | 12%           | 14%           | 10%           | 9%            | 7%          | 12%           | 9%            | 10%       |

|                    |                | Region          |                          |                 |                      | Location       |                | Party Preference    |                   |                   |                |                      |
|--------------------|----------------|-----------------|--------------------------|-----------------|----------------------|----------------|----------------|---------------------|-------------------|-------------------|----------------|----------------------|
|                    | Total (n=3474) | Dublin (n=1046) | Rest of Leinster (n=904) | Munster (n=958) | Conn./Ulster (n=566) | Urban (n=2288) | Rural (n=1186) | Fianna Fáil (n=564) | Fine Gael (n=889) | Sinn Féin (n=372) | Labour (n=170) | Independents (n=287) |
| Stop Broadcasting  | <b>21%</b>     | 31%             | 19%                      | 15%             | 16%                  | 25%            | 14%            | 9%                  | 22%               | 19%               | 31%            | 23%                  |
| Keep Broadcasting  | <b>68%</b>     | 57%             | 72%                      | 76%             | 69%                  | 65%            | 76%            | 85%                 | 67%               | 70%               | 60%            | 69%                  |
| Don't know/Refused | <b>11%</b>     | 11%             | 9%                       | 9%              | 15%                  | 11%            | 10%            | 6%                  | 10%               | 12%               | 9%             | 9%                   |

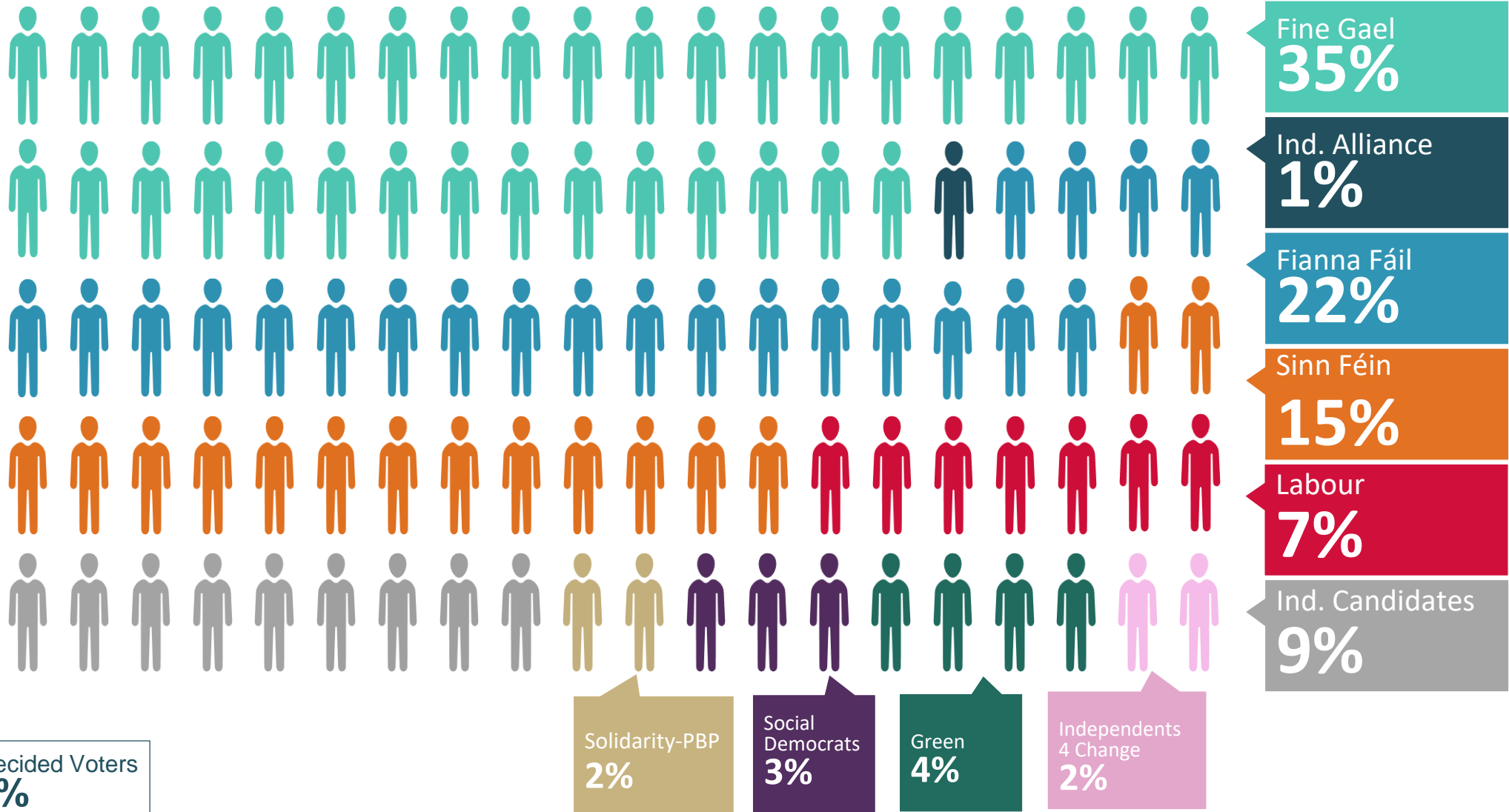


# Party Preference

# First Preference Vote Intention – 26<sup>th</sup> October 2018

If the general election was tomorrow which party or independent candidate do you think you would give your first preference vote to?

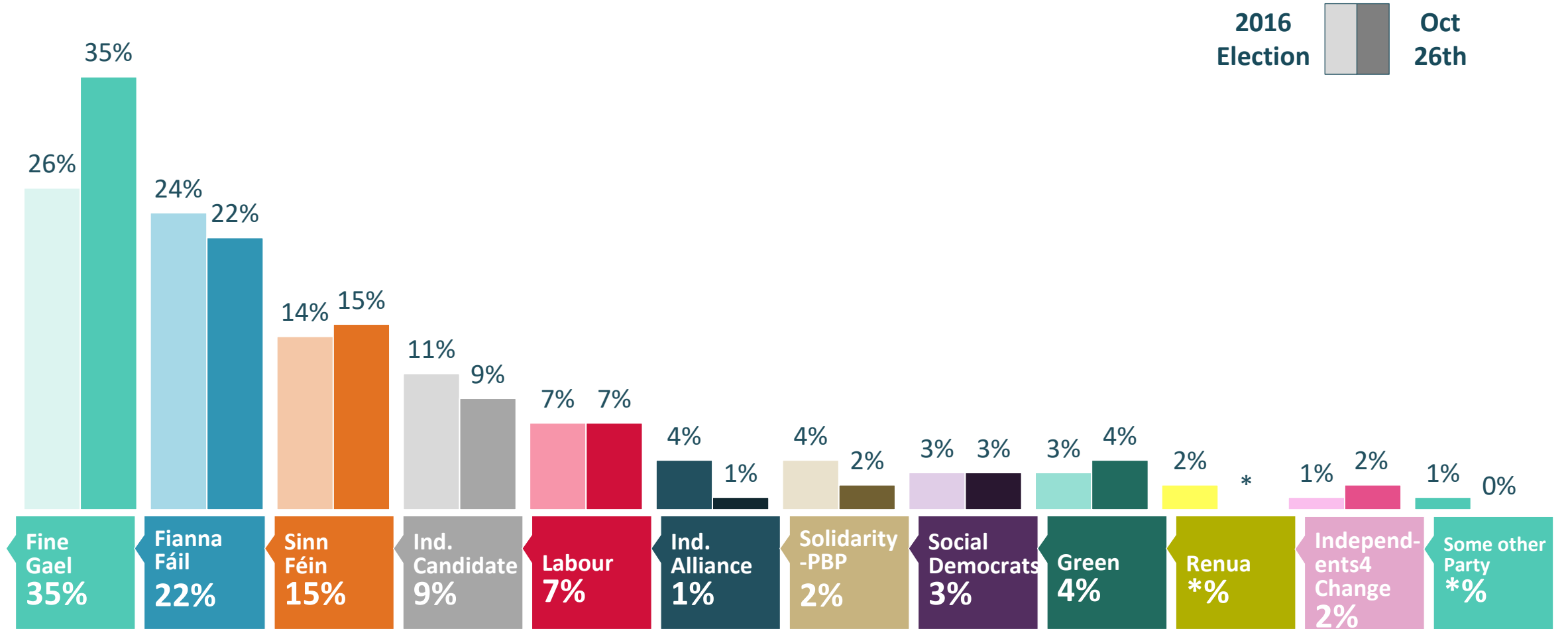
(Base: All Irish Citizens 18+ Who Voted in The Presidential Election, who expressed a preference - 2563)



# First Preference Vote Intention – 26<sup>th</sup> October 2018 versus 2016 Election

*If the general election was tomorrow which party or independent candidate do you think you would give your first preference vote to?*

(Base: All Irish Citizens 18+ Who Voted in The Presidential Election, who expressed a preference - 2563)





# Party Preference X Demographics - I

These parties or candidates will fight a general election in your area. If the general election was tomorrow which party or independent candidate do you think you would give your first preference vote?

(Base: All Irish Citizens 18+ Who Voted in The Presidential Election, who expressed a preference - 2563)

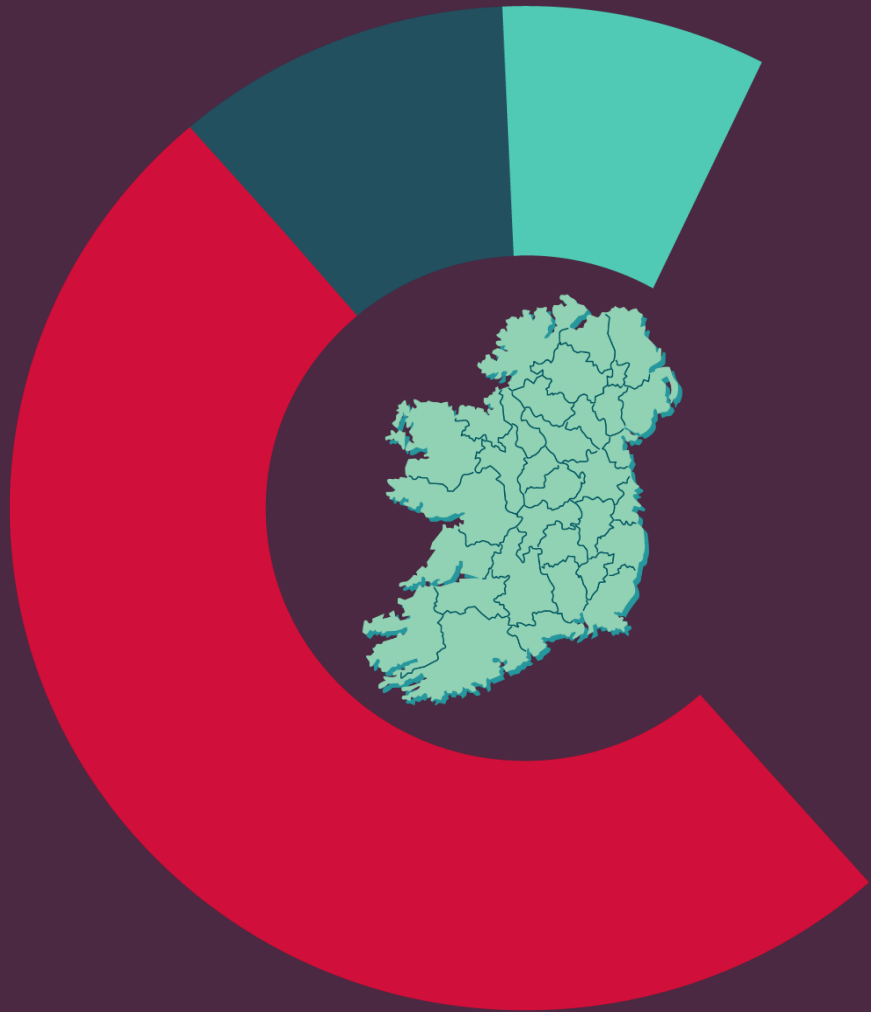
|                                   |                   | Gender           |                    | Age              |                  |                  |                  |                  |                | Social Class     |                  |              |
|-----------------------------------|-------------------|------------------|--------------------|------------------|------------------|------------------|------------------|------------------|----------------|------------------|------------------|--------------|
|                                   | Total<br>(n=2563) | Male<br>(n=1394) | Female<br>(n=1169) | 18-24<br>(n=130) | 25-34<br>(n=280) | 35-44<br>(n=505) | 45-54<br>(n=582) | 55-64<br>(n=498) | 65+<br>(n=547) | ABC1<br>(n=1212) | C2DE<br>(n=1224) | F<br>(n=104) |
| Fine Gael                         | 35%               | 34%              | 36%                | 28%              | 25%              | 38%              | 34%              | 37%              | 36%            | 40%              | 29%              | 40%          |
| Fianna Fáil                       | 22%               | 21%              | 23%                | 21%              | 15%              | 16%              | 22%              | 22%              | 31%            | 19%              | 24%              | 30%          |
| Sinn Féin                         | 15%               | 17%              | 12%                | 22%              | 19%              | 16%              | 14%              | 14%              | 10%            | 11%              | 19%              | 8%           |
| Other Independent candidate       | 9%                | 9%               | 9%                 | 3%               | 8%               | 9%               | 11%              | 10%              | 8%             | 8%               | 10%              | 10%          |
| Labour Party                      | 7%                | 7%               | 6%                 | 9%               | 6%               | 7%               | 6%               | 6%               | 7%             | 7%               | 7%               | 7%           |
| Green Party                       | 4%                | 3%               | 6%                 | 5%               | 10%              | 4%               | 3%               | 4%               | 2%             | 6%               | 3%               | 3%           |
| Social Democrats                  | 3%                | 3%               | 3%                 | 5%               | 6%               | 5%               | 3%               | 2%               | 2%             | 5%               | 2%               | 0            |
| Solidarity - People Before Profit | 2%                | 2%               | 2%                 | 5%               | 3%               | 2%               | 2%               | 2%               | *              | 1%               | 2%               | 1%           |
| Independents 4 Change candidate   | 2%                | 2%               | 2%                 | 0                | 3%               | 1%               | 2%               | 1%               | 2%             | 2%               | 1%               | 1%           |
| Independent Alliance candidate    | 1%                | 1%               | 1%                 | 1%               | 1%               | 1%               | 1%               | 1%               | *              | 1%               | 1%               | 0            |
| Renua                             | *                 | 1%               | *                  | 0                | 1%               | *                | *                | 1%               | *              | *                | *                | 0            |
| Workers Party                     | *                 | *                | 1%                 | 0                | 1%               | 1%               | 0                | *                | 1%             | *                | *                | 0            |
| Some Other Party                  | *                 | 1%               | *                  | 0                | 1%               | 1%               | *                | 1%               | *              | *                | 1%               | 1%           |

# Party Preference X Demographics - II

These parties or candidates will fight a general election in your area. If the general election was tomorrow which party or independent candidate do you think you would give your first preference vote?

(Base: All Irish Citizens 18+ Who Voted in The Presidential Election, who expressed a preference - 2563)

|                                   | Total<br>(n=2563) | Region            |                             |                    |                          | Location          |                  |
|-----------------------------------|-------------------|-------------------|-----------------------------|--------------------|--------------------------|-------------------|------------------|
|                                   |                   | Dublin<br>(n=793) | Rest of Leinster<br>(n=674) | Munster<br>(n=706) | Conn./ Ulster<br>(n=390) | Urban<br>(n=1686) | Rural<br>(n=877) |
| Fine Gael                         | 35%               | 34%               | 38%                         | 34%                | 32%                      | 35%               | 35%              |
| Fianna Fáil                       | 22%               | 13%               | 26%                         | 25%                | 28%                      | 19%               | 28%              |
| Sinn Féin                         | 15%               | 14%               | 12%                         | 16%                | 16%                      | 15%               | 14%              |
| Other Independent candidate       | 9%                | 8%                | 8%                          | 9%                 | 11%                      | 9%                | 9%               |
| Labour Party                      | 7%                | 8%                | 7%                          | 5%                 | 4%                       | 7%                | 6%               |
| Green Party                       | 4%                | 8%                | 3%                          | 3%                 | 3%                       | 5%                | 3%               |
| Social Democrats                  | 3%                | 6%                | 2%                          | 2%                 | 2%                       | 4%                | 2%               |
| Solidarity - People Before Profit | 2%                | 4%                | 1%                          | 1%                 | 1%                       | 3%                | *                |
| Independents 4 Change candidate   | 2%                | 2%                | 1%                          | 2%                 | 1%                       | 1%                | 2%               |
| Independent Alliance candidate    | 1%                | 1%                | 1%                          | *                  | 1%                       | 1%                | 1%               |
| Renua                             | *                 | 1%                | *                           | *                  | 1%                       | 1%                | 0                |
| Workers Party                     | *                 | 1%                | *                           | 1%                 | 0                        | *                 | *                |
| Some Other Party                  | *                 | 1%                | *                           | 1%                 | 1%                       | 1%                | *                |



# The Sampling Points

# Sampling Points – Electoral Districts

| DUBLIN               |                                       | REST OF LEINSTER   |  | MUNSTER            |                                | CONNAUGHT / ULSTER |                           |
|----------------------|---------------------------------------|--------------------|--|--------------------|--------------------------------|--------------------|---------------------------|
| Constituency         | Electoral Division                    | Constituency       | Electoral Division                       | Constituency       | Electoral Division             | Constituency       | Electoral Division        |
| Dublin Bay North     | 02039(Clontarf East C)                | Carlow-Kilkenny    | 01019(Carlow Rural)                      | Clare              | 16027(Clenagh)                 | Cavan-Monaghan     | 32010(Mullagh)            |
| Dublin Bay North     | 02059(Grange A)                       | Carlow-Kilkenny    | 07001(Kilkenny No. 1 Urban)              | Clare              | 16037(Kilnamona)               | Cavan-Monaghan     | 32048(Cavan Rural)        |
| Dublin Bay North     | 02082(Priorswood C)                   | Carlow-Kilkenny    | 07030(Moneenroe)                         | Clare              | 16134(Killaloe)                | Cavan-Monaghan     | 34021(Ballybay Rural)     |
| Dublin Bay North     | 04024(Howth)                          | Carlow-Kilkenny    | 07052(Odagh)                             | Cork East          | 18002(Cobh Urban)              | Cavan-Monaghan     | 34057(Emyvale)            |
| Dublin Bay South     | 02125(Pembroke East A)                | Carlow-Kilkenny    | 07110(Portnascully)                      | Cork East          | 18095(Knockraha)               | Donegal            | 33025(Tantallon)          |
| Dublin Bay South     | 02134(Rathmines East A)               | Kildare North      | 06003(Naas Urban)                        | Cork East          | 18229(Doneraile)               | Donegal            | 33057(Killybegs)          |
| Dublin Bay South     | 02146(St. Kevin's)                    | Kildare North      | 06034(Celbridge)                         | Cork East          | 18260(Midleton Rural)          | Donegal            | 33086(Killea)             |
| Dublin Central       | 02004(Arran Quay D)                   | Kildare North      | 06041(Straffan)                          | Cork North-Central | 17027(Gillabbey A)             | Donegal            | 33105(Letterkenny Rural)  |
| Dublin Central       | 02073(Mountjoy A)                     | Kildare South      | 06008(Ballyshannon)                      | Cork North-Central | 17062(The Glen B)              | Donegal            | 33139(Gleneely)           |
| Dublin Fingal        | 04002(Balbriggan Rural)               | Kildare South      | 06066(Droichead Nua (Newbridge) Urban)   | Cork North-Central | 18101(Rathcooney (Part Rural)) | Galway East        | 27101(Athenry)            |
| Dublin Fingal        | 04025(Kilsallaghan)                   | Laois              | 08041(Ballybrittas)                      | Cork North-West    | 18012(Ballygroman)             | Galway East        | 27175(Portumna)           |
| Dublin Fingal        | 04033(Rush)                           | Laois              | 08071(Portlaoighise (Maryborough) Rural) | Cork North-West    | 18075(Ballincollig)            | Galway East        | 27198(Headford)           |
| Dublin Fingal        | 04036(Swords-Forrest)                 | Laois              | 08092(Doonane)                           | Cork North-West    | 18170(Newmarket)               | Galway West        | 26001(Ballybaan)          |
| Dublin Mid-West      | 03006(Clondalkin-Dunawley)            | Longford-Westmeath | 09043(Caldragh)                          | Cork South-Central | 17043(Mahon B)                 | Galway West        | 26007(Eyre Square)        |
| Dublin Mid-West      | 03015(Lucan-Esker)                    | Longford-Westmeath | 13003(Athlone East Rural)                | Cork South-Central | 17057(South Gate A)            | Galway West        | 27036(Rinvyle)            |
| Dublin Mid-West      | 03019(Palmerston Village)             | Longford-Westmeath | 13061(Castlelost)                        | Cork South-Central | 18086(Douglas)                 | Galway West        | 27061(Sailearna)          |
| Dublin North-West    | 02015(Ballymun A)                     | Longford-Westmeath | 13091(Mullingar South Urban)             | Cork South-Central | 18193(Lisclarey)               | Mayo               | 29003(Castlebar Urban)    |
| Dublin North-West    | 02051(Finglas North A)                | Louth              | 10003(West Gate)                         | Cork South-West    | 18009(Skibbereen Urban)        | Mayo               | 29055(Béal an Mhuirthead) |
| Dublin North-West    | 02091(Whitehall B)                    | Louth              | 10021(Carlingford)                       | Cork South-West    | 18088(Dunderrow)               | Mayo               | 29083(Turlough)           |
| Dublin North-West    | 02091(Whitehall B)                    | Louth              | 10027(Dundalk Rural)                     | Kerry              | 19001(Killarney Urban)         | Mayo               | 29119(Swineford)          |
| Dublin Rathdown      | 05023(Churchtown-Landscape)           | Louth              | 10047(St. Mary's (Part Urban))           | Kerry              | 19079(Kilcummin)               | Roscommon-Galway   | 30016(Kiltoom)            |
| Dublin Rathdown      | 05031(Clonskeagh-Windy Arbour)        | Meath East         | 11008(Donaghmore)                        | Kerry              | 19110(Killehenry)              | Roscommon-Galway   | 30105(Roscommon Rural)    |
| Dublin Rathdown      | 05057(Glencullen)                     | Meath East         | 11016(Ratoath)                           | Kerry              | 19143(Clogherbrien)            | Sligo-Leitrim      | 28018(Drumshanbo)         |
| Dublin South-Central | 02105(Drumfinn)                       | Meath East         | 11054(Kentstown)                         | Kerry              | 19165(Tralee Rural)            | Sligo-Leitrim      | 31002(Sligo North)        |
| Dublin South-Central | 02121(Merchants Quay C)               | Meath West         | 11055(Navan Rural)                       | Limerick City      | 20001(Abbey A)                 | Sligo-Leitrim      | 31048(Drumcliff West)     |
| Dublin South-Central | 03048(Terenure-Greentrees)            | Meath West         | 11067(Oldcastle)                         | Limerick City      | 20022(Glentworth B)            | Sligo-Leitrim      | 31073(Coolaney)           |
| Dublin South-West    | 03013(Firhouse-Knocklyon)             | Meath West         | 11091(Summerhill)                        | Limerick City      | 21051(Ballycummin)             |                    |                           |
| Dublin South-West    | 03030(Tallaght-Fettercairn)           | Offaly             | 12002(Tullamore Urban)                   | Limerick County    | 21039(Kilfinnane)              |                    |                           |
| Dublin South-West    | 03035(Tallaght-Kiltipper)             | Offaly             | 12035(Ballyburly)                        | Limerick County    | 21098(Monagay)                 |                    |                           |
| Dublin South-West    | 03045(Templeogue-Osprey)              | Offaly             | 22008(Borrisokane)                       | Limerick County    | 21128(Rathkeale Urban)         |                    |                           |
| Dublin West          | 04009(Blanchardstown-Blakestown)      | Wexford            | 14005(Wexford No. 2 Urban)               | Tipperary          | 22001(Nenagh East Urban)       |                    |                           |
| Dublin West          | 04009(Blanchardstown-Blakestown)      | Wexford            | 14020(Edermine)                          | Tipperary          | 22034(Castletown)              |                    |                           |
| Dublin West          | 04016(Castleknock-Knockmaroon)        | Wexford            | 14051(Gorey Rural)                       | Tipperary          | 22068(Holycross)               |                    |                           |
| Dún Laoghaire        | 05011(Blackrock-Glenomena)            | Wexford            | 14097(Bannow)                            | Tipperary          | 23109(Killenaule)              |                    |                           |
| Dún Laoghaire        | 05020(Cabinteely-Loughlinstown)       | Wicklow            | 15004(Bray No. 2)                        | Tipperary          | 23133(Clonmel Rural)           |                    |                           |
| Dún Laoghaire        | 05049(Dún Laoghaire-Sallynoggin West) | Wicklow            | 15014(Dunlavin)                          | Waterford          | 24019(Grange Upper)            |                    |                           |
| Dún Laoghaire        | 05060(Shankill-Rathmichael)           | Wicklow            | 15035(Kilmacanoge)                       | Waterford          | 25034(An Rinn)                 |                    |                           |
|                      |                                       | Wicklow            | 15066(Wicklow Rural)                     | Waterford          | 25083(Tramore)                 |                    |                           |





# The Questionnaire

# The Questionnaire



CARD ONE COL 1/(1)

|               |  |  |  |                   |  |
|---------------|--|--|--|-------------------|--|
| RTE EXIT POLL |  |  |  | Assignment number |  |
|               |  |  |  |                   |  |

(cols 1-4)

Good Morning/afternoon/evening my name is ..... from RED C Research, the independent polling and market research company. We are carrying out a short survey about today's election and referendum for RTÉ'S Election programming. The interview will be conducted in accordance with Irish and International Market Research Society guidelines, your answers will not be linked to you personally and will only be used in aggregate form.

Q Would you mind taking part, it will only take 4-5 mins?

|  |     |       |  |
|--|-----|-------|--|
|  | Yes | 1     |  |
|  | No  | CLOSE |  |

**INTERVIEWER: SHOW EXAMPLE BALLOT PAPER, SINGLE CODE**

Q.1a The names of the candidates standing in the Presidential Election are shown on the attached ballot paper, can you tell me which of these candidates you gave your first preference vote?

Q.1b And which of the candidates, if any, did you give a second preference vote to?

|  | 1 <sup>st</sup> Pref | 2 <sup>nd</sup> Pref |
|--|----------------------|----------------------|
|  | (10)                 | (11)                 |
| CASEY, Peter Joseph                    | 1                    | 1                    |
| DUFFY, Gavin                           | 2                    | 2                    |
| FREEMAN, Joan                          | 3                    | 3                    |
| GALLAGHER, Sean                        | 4                    | 4                    |
| HIGGINS, Michael D.                    | 5                    | 5                    |
| NI RIADA, Liadh                        | 6                    | 6                    |
| Did not give second preference         |                      | 7                    |
| REFUSED – CLOSE AND RECRUIT SUBSTITUTE |                      |                      |

**INTERVIEWER: SHOW LIST BELOW. RECORD FIRST MENTION AND OTHER MENTION**

Q.2 What factor was most important to you in deciding which candidate to vote for in the Presidential Election? And what other factors were important?

|   | (12)                    | (13)           |
|---|-------------------------|----------------|
|   | 1 <sup>st</sup> mention | Other mentions |
|   | (Single code)           | (Multi code)   |
| The Candidates' track record and experience                           | 1                       | 1              |
| The Candidates' knowledge of the constitutional role of the President | 2                       | 2              |
| The Candidates' suitability to represent Ireland abroad               | 3                       | 3              |
| The Candidates' stances on political and social issues                | 4                       | 4              |
| The finances and salary of the Presidency                             | 5                       | 5              |
| The Candidates' personalities   | 6                       | 6              |
| The Candidates' ability to stand up for "ordinary people"             | 7                       | 7              |
| None of these   | 8                       | 8              |
| Don't know/Refused  | 9                       | 9              |



**INTERVIEWER: READ OUT STATEMENTS. SINGLE CODE PER STATEMENT**

Q.3 How much do you agree or disagree with each of the following statements that other people made about the Presidency during the campaign?

| READ OUT – ROTATE ORDER  | Disagree strongly | Disagree Slightly | Agree slightly | Agree strongly | Don't Know |      |
|--|-------------------|-------------------|----------------|----------------|------------|------|
| The President should feel free to contradict government policy                 | 1                 | 2                 | 3              | 4              | 5          | (14) |
| The cost of having a President is good value for money                         | 1                 | 2                 | 3              | 4              | 5          | (15) |
| The role of the President is important for Ireland                             | 1                 | 2                 | 3              | 4              | 5          | (16) |
| The term of office of the President should be reduced from seven to five years | 1                 | 2                 | 3              | 4              | 5          | (17) |

**INTERVIEWER: SINGLE CODE**

Q.4 Were you aware before you came to vote today, that you would also be voting in the Referendum on removing the offence of blasphemy from the constitution?

|  |     |   |      |
|--|-----|---|------|
|  | Yes | 1 | (18) |
|  | No  | 2 |      |

**INTERVIEWER: SINGLE CODE**

Q.5 Did you vote in favour or against the proposal to amend the constitution to repeal the offence of publication or utterance of a blasphemous matter?

|  |                    |   |      |
|--|--------------------|---|------|
|  | Yes - In Favour    | 1 | (19) |
|  | No - Against       | 2 |      |
|  | Didn't vote        | 3 |      |
|  | Don't know/Refused | 4 |      |

**INTERVIEWER: SINGLE CODE**

Q.6 On a scale of 0 to 10, where 0 means you don't understand at all, & 10 means you fully understand the issues, how would you describe your understanding of the issues behind the blasphemy referendum?

| Don't understand at all |   |   |   |   |   |   |   |   |   |    | Fully understand | D/K  |
|-------------------------|---|---|---|---|---|---|---|---|---|----|------------------|------|
| 0                       | 1 | 2 | 3 | 4 | 5 | 6 | 7 | 8 | 9 | 10 | X                | (20) |

**INTERVIEWER: SINGLE CODE**

Q.6b Do you think that RTE should stop broadcasting the Angelus on TV and radio, or would you prefer to see RTE keep on broadcasting the Angelus?

|  |                               |   |      |
|--|-------------------------------|---|------|
|  | Stop broadcasting the Angelus | 1 | (21) |
|  | Keep broadcasting the Angelus | 2 |      |
|  | Don't know/refused            | 3 |      |

# The Questionnaire



## INTERVIEWER: SHOWCARD A (BACK OF BALLOT SHEET). SINGLE CODE

Q7 These parties or candidates will fight a general election in your area. If the general election was tomorrow which party or independent candidate do you think you would give your first preference vote?

| Q.7                               | (22) |
|-----------------------------------|------|
| Fianna Fáil                       | 1    |
| Fine Gael                         | 2    |
| Sinn Féin                         | 3    |
| Independents 4 Change candidate   | 4    |
| Independent Alliance candidate    | 5    |
| Other Independent candidate       | 6    |
| Labour Party                      | 7    |
| Green Party                       | 8    |
| Social Democrats                  | 9    |
|                                   | (23) |
| Solidarity – People Before Profit | 1    |
| Renua                             | 2    |
| Workers Party                     | 3    |
| Some Other Party                  | 4    |
| Would Not Vote                    | 5    |
| Undecided                         | 6    |
| Refused                           | 7    |

## INTERVIEWER: READ OUT. SINGLE CODE

Q.8 Many people were unable to vote in the last General Election in February 2016. How about you? Did you vote, or for some reason were you unable to vote? Which of the following best reflects your situation at the time?

|   |   | (24) |
|---|---|------|
| I definitely voted                                | 1 |      |
| I normally vote, but didn't manage it last time   | 2 |      |
| I was ineligible/Too young                        | 3 |      |
| I did not vote                                    | 4 |      |
| DO NOT READ OUT Can't remember/Don't know/Refused | 6 |      |

## INTERVIEWER: ONLY ASK IF CODE 1 AT Q.8, OTHERWISE GO TO CLASSIFICATION. SINGLE CODE

Q.9 I would now like you to think back, very carefully, to the last election in February 2016. Can you tell me which party or independent candidate, if any, you actually gave your first preference vote to in the polling station? **PROBE TO PRE-CODES**

|  | (25) |
|--|------|
| Fianna Fáil                                    | 1    |
| Fine Gael                                      | 2    |
| Sinn Féin                                      | 3    |
| Independents 4 Change candidate                | 4    |
| Independent Alliance candidate                 | 5    |
| Other Independent candidate                    | 6    |
| Labour Party                                   | 7    |
| Green Party                                    | 8    |
| Social Democrats                               | 9    |
|  | (26) |
| Anti Austerity Alliance - People Before Profit | 1    |
| Renua  | 2    |
| Workers Party                                  | 3    |
| Some Other Party                               | 4    |
| Did Not Vote                                   | 5    |
| Can't remember/Refused                         | 6    |

3



## CLASSIFICATION

INTERVIEWER: DO NOT READ OUT. SINGLE CODE

| Q.C2 Record gender | (27) |
|--------------------|------|
| Male               | 1    |
| Female             | 2    |
| Other              | 3    |

INTERVIEWER: GET EXACT AND CODE TO PRECODES

Q.C3 What age are you? (State exact and code)

|  |  |
|--|--|
|  |  |
|--|--|

| Below 18                                  | CLOSE | (28) | (29) |
|---|-------|------|------|
| <b>IF EXACT REFUSED PROBE TO PRECODES</b> |       |      |      |
| 18-24                                     |       | 1    |      |
| 25-34                                     |       | 2    |      |
| 35-44                                     |       | 3    |      |
| 45-54                                     |       | 4    |      |
| 55-64                                     |       | 5    |      |
| 65+                                       |       | 6    |      |
| REFUSED                                   |       | 7    |      |

INTERVIEWER: SINGLE CODE

| Q.C4 At what level did you finish education?   | (31) |
|--|------|
| Did not finish secondary school                | 1    |
| Finished secondary school, but not third level | 2    |
| Finished third level                           | 3    |

INTERVIEWER: SINGLE CODE

| Q.C5 Which of the following best describes your current marital status? | (32) |
|---|------|
| Married/Living as married   | 1    |
| Single  | 2    |
| Divorced  | 3    |
| Widowed   | 4    |
| Separated   | 5    |
| Refused   | 6    |

INTERVIEWER: SINGLE CODE

| Q.C6 Are there any dependent children in your household - regardless of their age? | (33) |
|--|------|
| Any dependent children   | 1    |
| No dependent children  | 2    |

This was my last question. Thank you for your participation in this survey, which is being conducted on behalf of RTE. I would like to assure you that all the responses you have given are totally confidential and that this interview has been carried out following Irish and International Market Research Society guidelines. You have been speaking to ..... from RED C.

*If necessary add* – You can verify that we are a bone fide market research company by calling our head office in Dublin with any questions on 01 818 6316.

INTERVIEWER: SINGLE CODE

| Q.C7 What is your current employment status?   | (34) |
|--|------|
| Homemaker (full time)                          | 1    |
| At school                                      | 2    |
| Full time student (third level)                | 3    |
| Temporarily unemployed (Actively seeking work) | 4    |
| Long-term unemployed                           | 5    |
| Retired  | 6    |
| Full time employed (30 hours or more)          | 7    |
| Part time employed (8-29 hrs per wk)           | 8    |
| Self employed                                  | 9    |

QC.8 What is the occupation of the Chief Income earner in your household?

INTERVIEWER: IF THE CHIEF INCOME EARNER IS RETIRED WITH THEIR OWN PENSION OR NOT IN PAID EMPLOYMENT, PLEASE ANSWER FOR THEIR MOST RECENT OCCUPATION.

IF MANAGER CHECK NUMBER OF EMPLOYEES, AND TRAINING QUALIFICATIONS

| CODE SOCIAL CLASS BELOW | (35) |
|-------------------------|------|
| AB                      | 1    |
| C1                      | 2    |
| C2                      | 3    |
| D                       | 4    |
| E                       | 5    |
| F                       | 6    |

| Time of interview | (36) |
|-------------------|------|
| 7 – 11am          | 1    |
| 11am – 2.30pm     | 2    |
| 2.30pm – 6.00pm   | 3    |
| 6.00pm – 9.30pm   | 4    |

4



**THANK  
YOU**

**REDC**