



**PADDYPOWER.**

# General Election Opinion Poll

13<sup>th</sup> May 2016



**REDC**

# Methodology and Weighting

- RED C interviewed a random sample of 1,015 adults aged 18+ by telephone between the 9<sup>th</sup> – 11<sup>th</sup> May 2016.
- A random digit dial (RDD) method is used to ensure a random selection process of households to be included – this also ensures that ex-directory households are covered.
- Half of the sample are interviewed using an RDD landline sample, with the other half conducted using an RDD mobile phone sample, this ensures 98% coverage of the population reaching landline only households, mobile only households and those with both a landline and a mobile.
- Interviews were conducted across the country and the results weighted to the profile of all adults. A further past vote weighting is included that takes the recall for how people voted at the last election and weights this to the exact result at the last election.
- Vote intention results are based on those who will actually go and vote, using a 10 point scale, where 1 is not at all likely and 10 is very likely, those rating 8 to 10 are included as being those who will definitely go and vote.
- In all respects the poll was completed to the opinion polling guidelines set out by both ESOMAR and AIMRO.

# Key Findings - I

## Vote Behaviour

- The slow pace of formation on a new government appears to have had little impact on voters claimed behaviour if another election were to be held tomorrow, with support for most of the major parties within the margin of error of the actual result.
- Fine Gael (27%) retain a small lead over Fianna Fail (25%), and this is actually even closer when decimal point rounding is removed. Sinn Fein do see some small gains in support rising to 16%, approximately 2% ahead of what they achieved at the election. Labour at 5% support are 2% below what they achieved at the last election.
- The Independent candidates appear to have suffered most following the government formation, with Independent Candidates down 4% to secure 9% in this poll, while the Independent Alliance are also down 1% since the election, continuing an apparent downward trend, albeit within the margin of error.
- The AAA-PBP, Greens and the Social Democrats all appear to come out of negotiations quite well, despite most not having taken part, with gains for all three parties vs the actual election results.

## Figurehead Satisfaction

- Micheal Martin sees his satisfaction rating fall back from the highs of the campaign but does still get better ratings than any of his competitive set – his rating among his own party supporters is however at its highest level ever. Enda Kenny's ratings also fall back, with Shane Ross (measured for the first time) at a similar level to him. Gerry Adams satisfaction ratings are at the lowest level seen for some time.

## Confidence in Government to Last

- Over half the population (52%) do not have confidence in the government to run the country, including 20% of Fine Gael voters, and 69% of those who voted for Independent candidates. Confidence is lowest among the 25-54 year old age groups.
- It is no surprise then that almost half of all voters (45%) do not believe the government will last more than a year, with almost a third (31%) of Fine Gael voters feeling that this will be the case.
- Well over half of all voters (56%) also believe that the lack of a government has been harmful to the Irish Economy.

# Key Findings - II

## Fine Gael Leadership

- Almost half of all voters (48%) believe that Enda Kenny should step down now as leader of Fine Gael and Taoiseach, including 18% of Fine Gael voters; while a further 18% believe he should go in the next 1-2 years. Just under 1 in 5 believe he should stay the full length of his term in office.
- Leo Varadkar is the voters favourite to succeed Enda Kenny, with 32% of all voters and 39% of Fine Gael voters supporting him to replace the current Taoiseach. Varadkar support is relatively stronger among younger voters, those in more upmarket social groups and in Dublin.
- Simon Coveney is the second favourite to succeed Enda Kenny with 25% support among all voters and 28% among Fine Gael voters. His support is much more polarised, with very strong support among older voters, but much weaker support among younger age groups.

## Irish Water

- A significant proportion of voters (61%) believe that Irish Water should now be abolished, with those in younger age groups and Sinn Fein supporters most likely to feel this.
- Over two thirds (71%) also believe that those who have paid their water charges to date should be refunded, while only around a third of voters (34%) feel that those who haven't paid should be perused through the courts for payment.
- Despite this well over half of voters (59%) suggest that they would pay water charges in the future were they to be introduced again.

## Armed Gardaí

- Close to two thirds of voters (62%) agree that the Gardaí should be armed to protect themselves and citizens against mob violence in Ireland.

## School Funding

- Three in five (60%) also agree that it should be made illegal for schools in receipt of any State funding to use religion as a criterion for admission

# Key Findings – III -

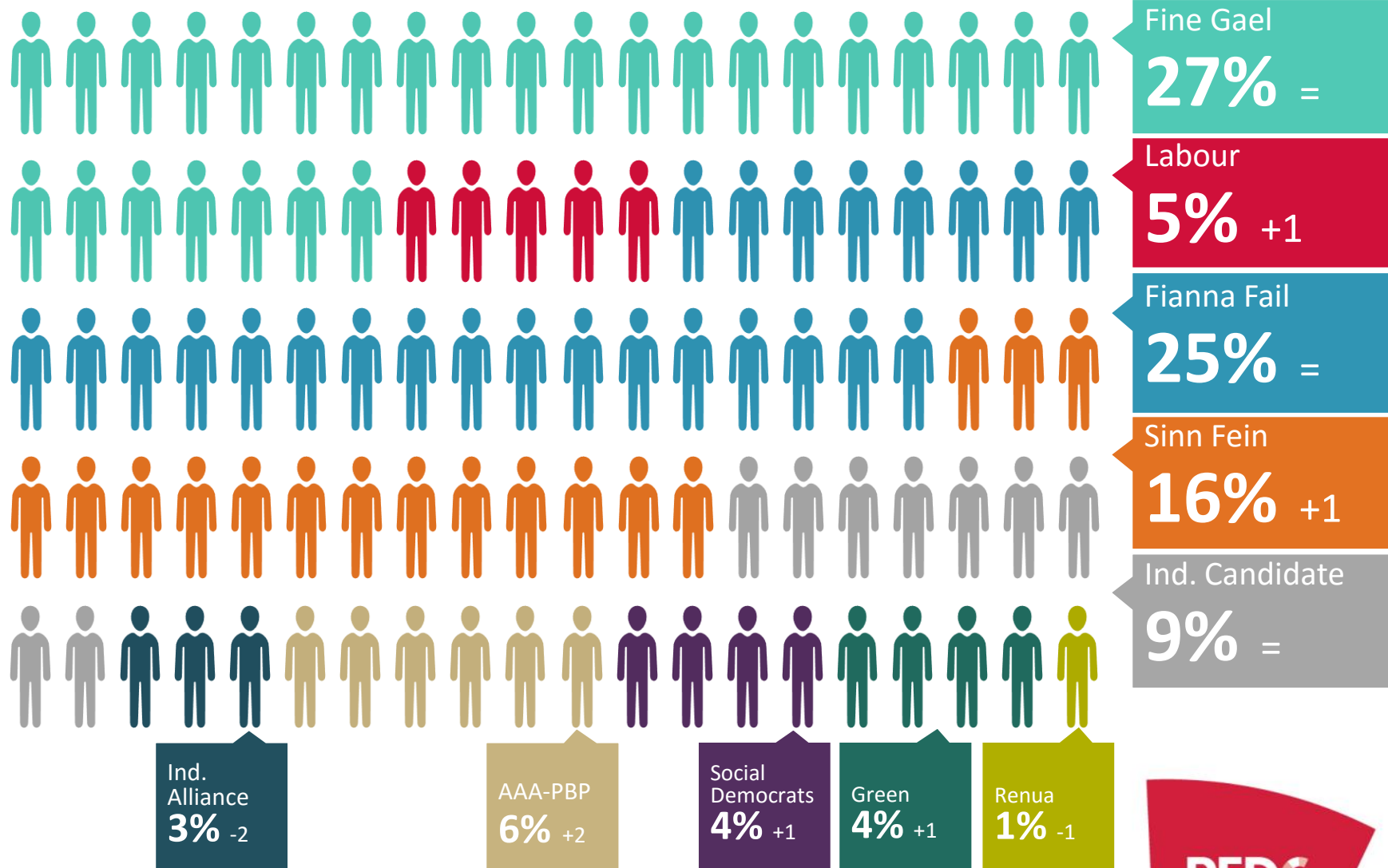
## The Lighter Side

- On the lighter side 6% of voters would prefer to see Donald Trump as Taoiseach rather than either Micheal Martin or Enda Kenny. Half (49%) would prefer to see Micheal Martin as Taoiseach, while only a third (36%) would pick Enda Kenny.
- On the same theme more people would like to have dinner with Donald Trump (34%) than Enda Kenny (28%), but Micheal Martin trumps them both with 44% of voters wanting to have dinner with him.
- Finally very few voters in Ireland (8%) trust Donald Trump to have his finger on the nuclear button, with far more voters trusting either Enda Kenny (27%) or Micheal Martin (32%)

# First Preference Vote Intention – 13<sup>th</sup> May 2016

If the general election was tomorrow which party or independent candidate do you think you would give your first preference vote to? (Past vote weighted)

(Base: All adults 18+ who will vote)



Fine Gael  
**27%** =

Labour  
**5%** +1

Fianna Fail  
**25%** =

Sinn Fein  
**16%** +1

Ind. Candidate  
**9%** =

Ind. Alliance  
**3%** -2

AAA-PBP  
**6%** +2

Social Democrats  
**4%** +1

Green  
**4%** +1

Renua  
**1%** -1

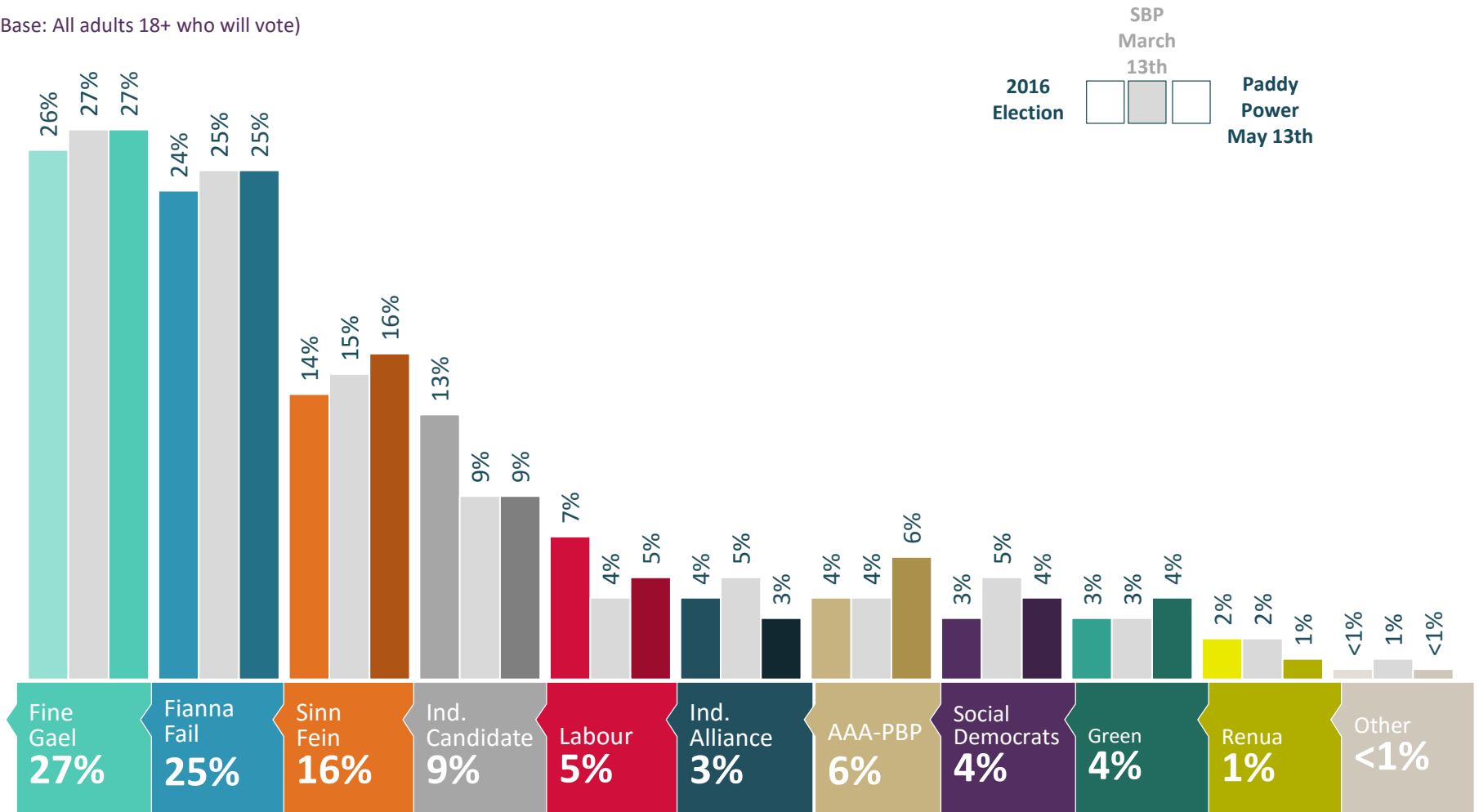
Undecided Voters **7%**



# First Preference Vote Intention – May '16

If the general election was tomorrow which party or independent candidate do you think you would give your first preference vote to? (Past vote weighted) + PROMPT If Independent Candidate for party.

(Base: All adults 18+ who will vote)



# First Preference Vote Intention – 13<sup>th</sup> May 2016

*If the general election was tomorrow which party or independent candidate do you think you would give your first preference vote to? (showing impact of past vote weighting, and likely voter filters)*

(Base: All adults 18+)

CURRENT FIRST PREFERENCE SUPPORT						
	Core figures	Impact of Past vote weighting	Likely Voters (8-10)	Excluding Undecided	Prompting on Other Parties	2011 Election Results
	%	%	%	%	%	%
Fine Gael	25	23	26	27	27	26
Labour	5	5	5	6	6	7
Fianna Fáil	21	23	24	25	25	24
Sinn Féin	16	16	15	16	16	14
Independent candidates	16	15	13	14	12	17
Green Party	3	3	4	4	4	3
Renua	0	0	0	0	1	2
AAA-PBP	2	3	4	4	6	4
Social Democrats	2	3	3	4	4	3
Workers Party	0	0	0	0	<1	<1
Other	0	0	0	0	0	<1
Undecided	10	10	5	n/a	n/a	n/a



# Political Figureheads Performance

Irrespective of which party you support, how would you rate the performance of each of the following figureheads on a scale of 0 to 10, where 0 = Very poor and 10 = Excellent?

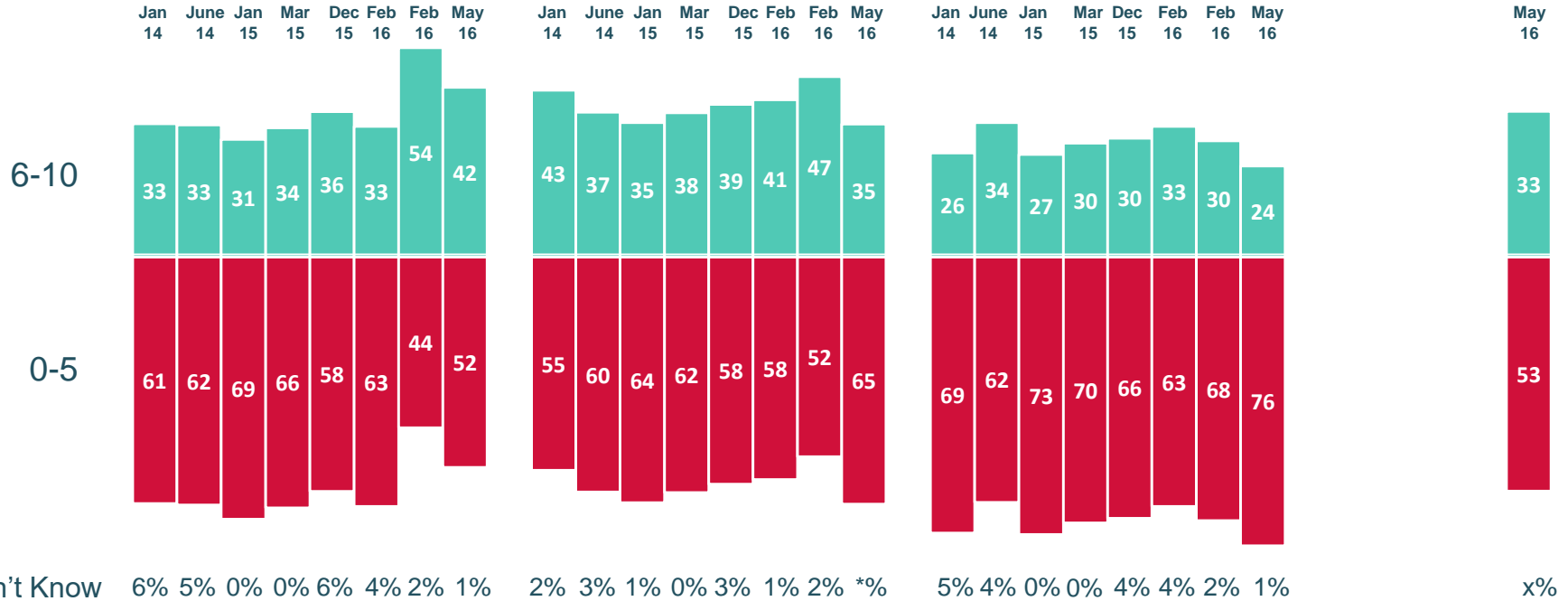
(Base: All adults 18+ - 1,002)

## Micheal Martin %

## Enda Kenny %

## Gerry Adams %

## Shane Ross %



	Micheal Martin (FF) N=188	Enda Kenny (FG) N=203	Gerry Adams (SF) N=118	Shane Ross (IND ALL) N=108
% 6-10 among 'own party' Intenders	<b>83%</b>	<b>74%</b>	<b>72%</b>	<b>35%</b>



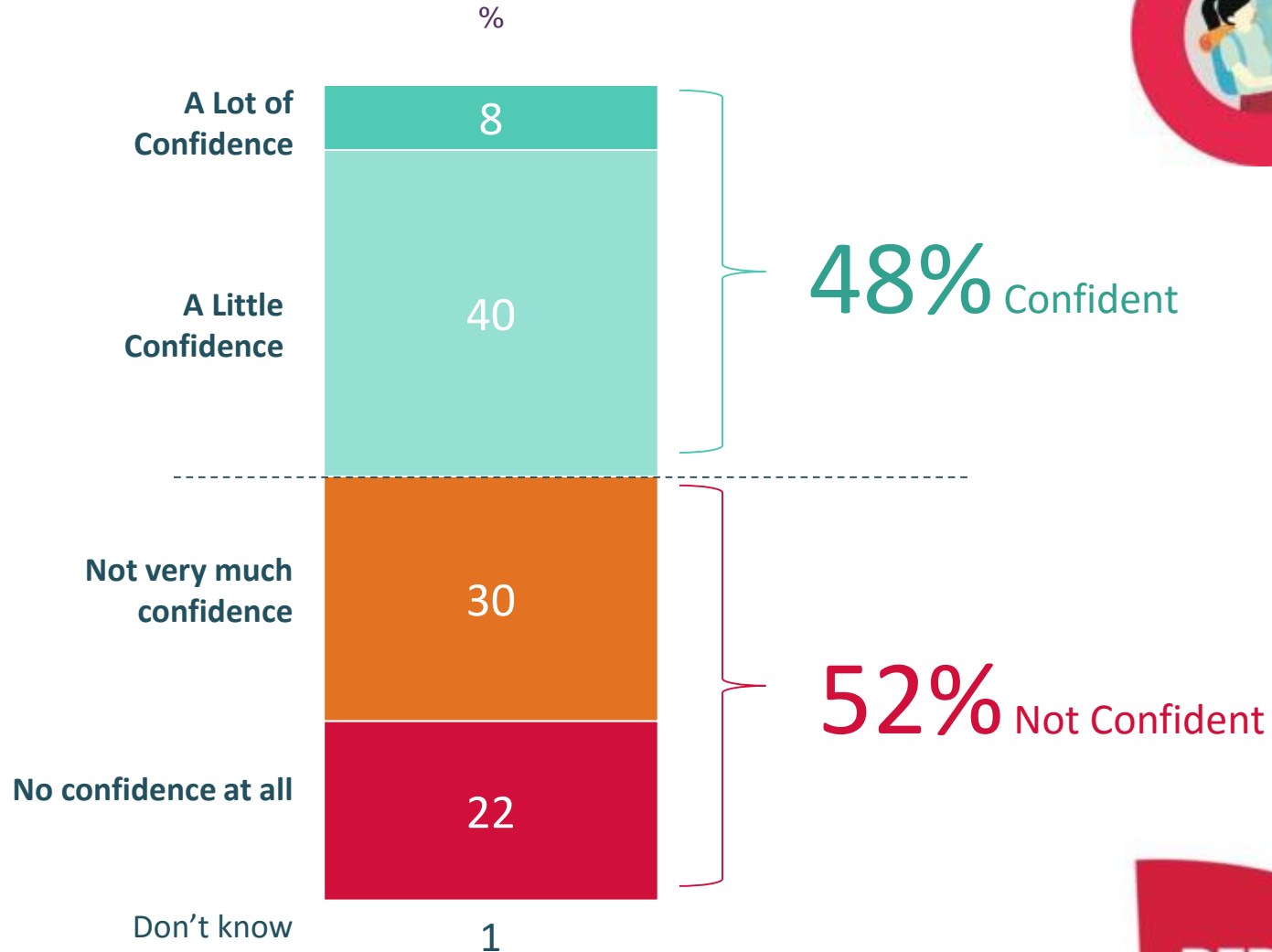


# Confidence in New Government

# Confidence in Government to Run the Country

(Base: All adults 18+)

Q. To what extent, if at all, do you have confidence in this government to run the country?

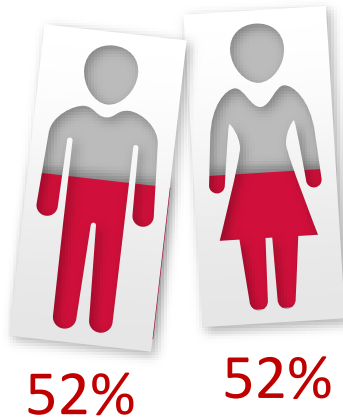


# Who has Little or No Confidence in this Government to Run the Country

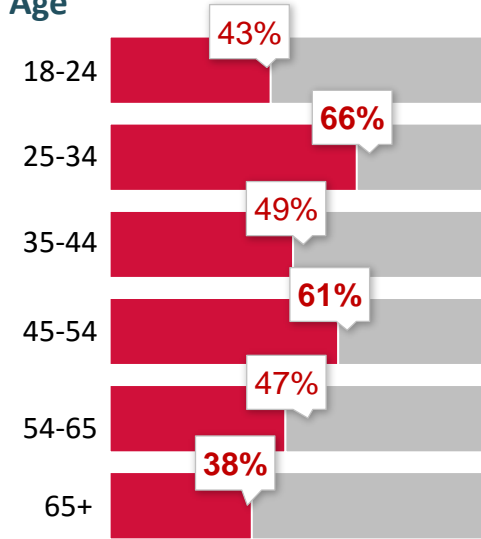
(Base: All Adults 18+)



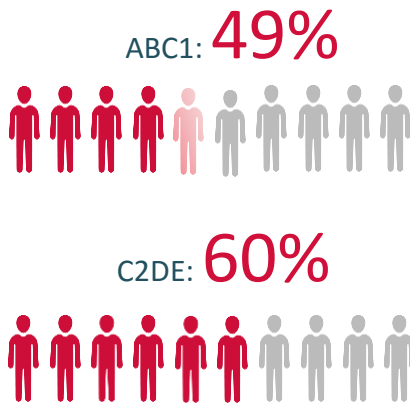
## Gender



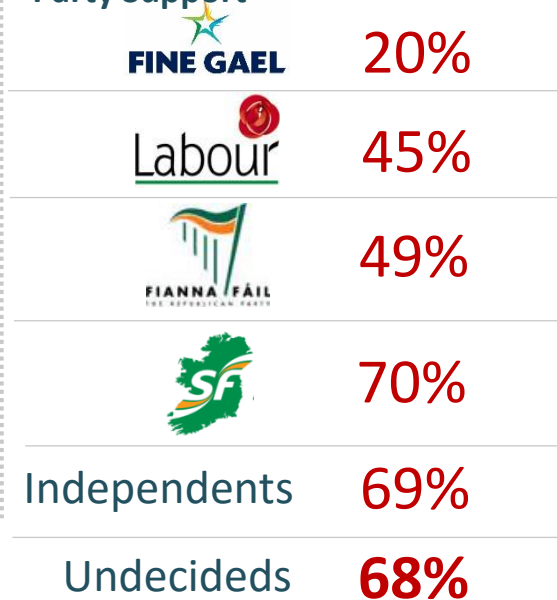
## Age



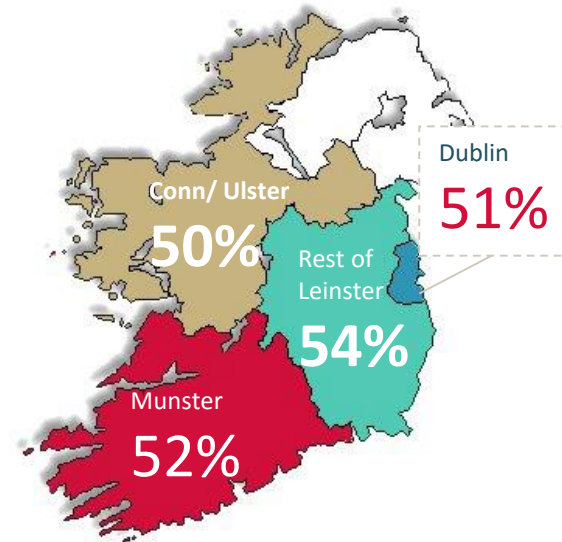
## Social Class



## Party Support



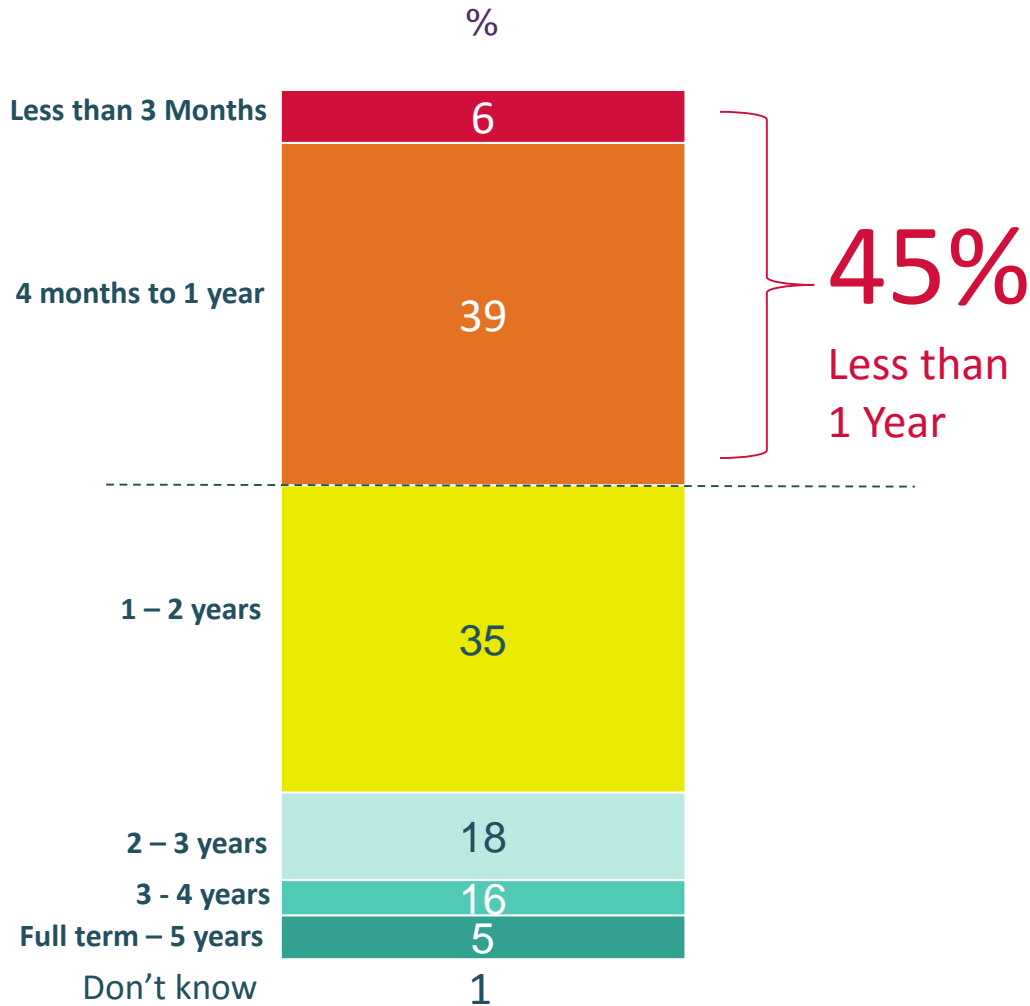
## Region



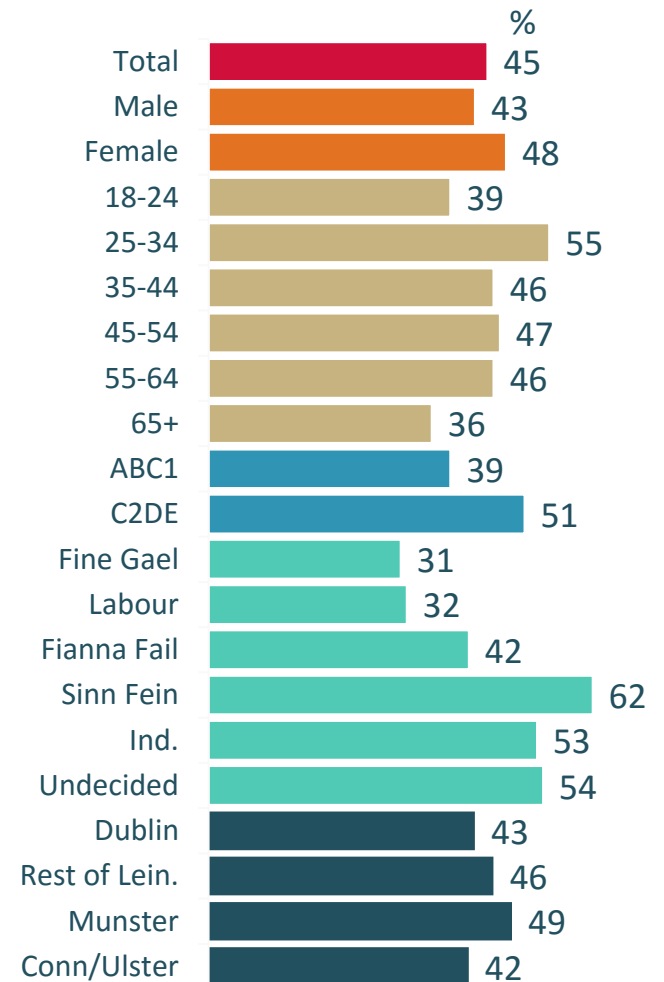
# Expected Length Current Government Will Last

(Base: All adults 18+)

Q. How long do think this new government coalition will last?



## Who thinks Gov. will last less than a year

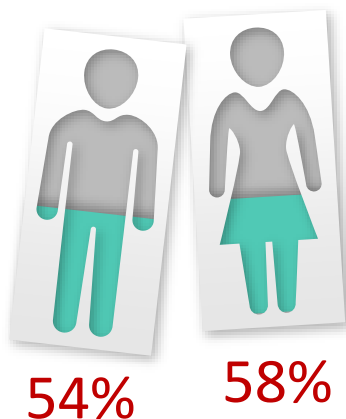


# Who Agrees The Lack Of Government For The Past Three Months Was Harmful To The Irish Economy

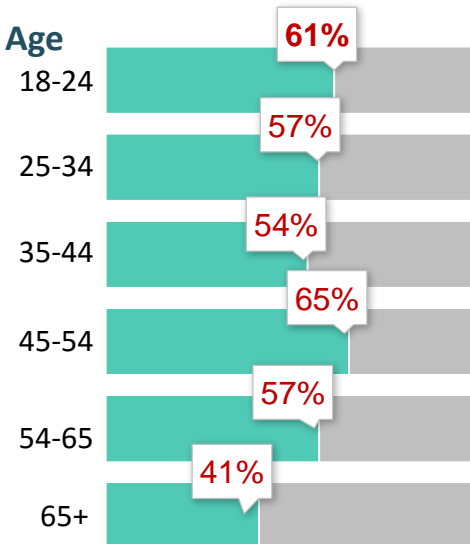
(Base: All Adults 18+)



## Gender



## Age



## Social Class

ABC1: **50%**



C2DE: **61%**



## Party Support

**FINE GAEL** 48%

**Labour** 56%

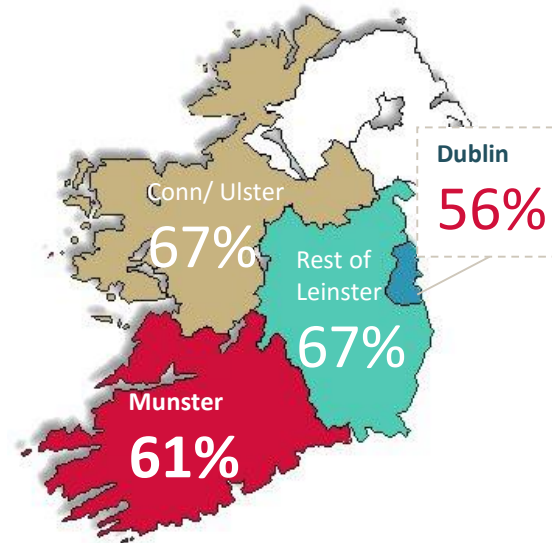
**FIANNA FAIL** 56%

**SF** 71%

Independents 51%

Undecideds 72%

## Region



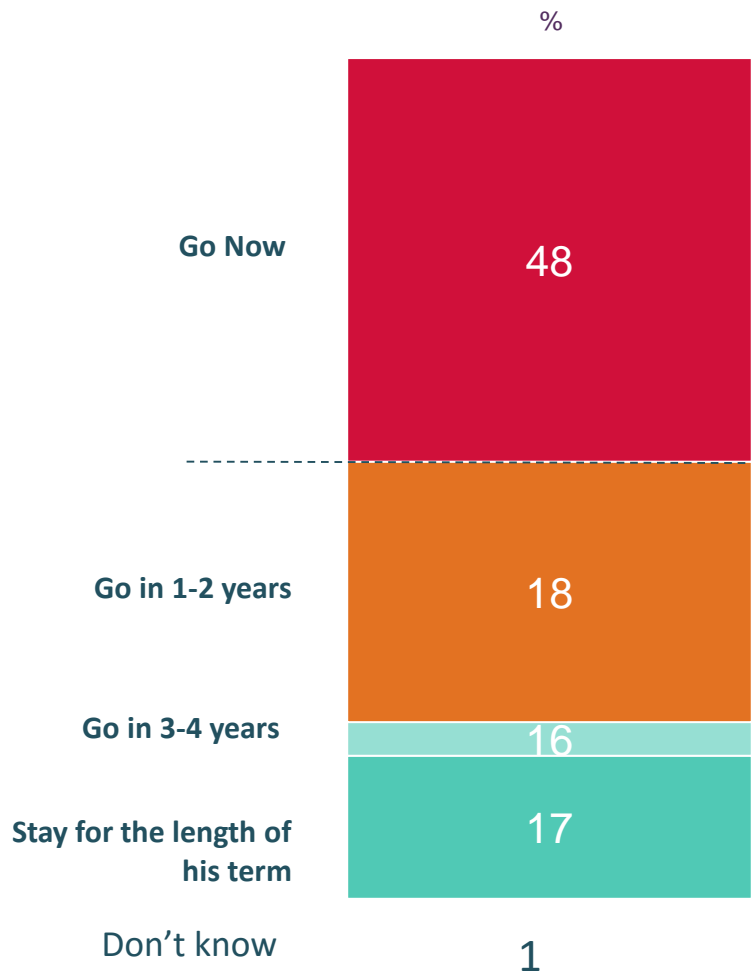


# Fine Gael Leadership

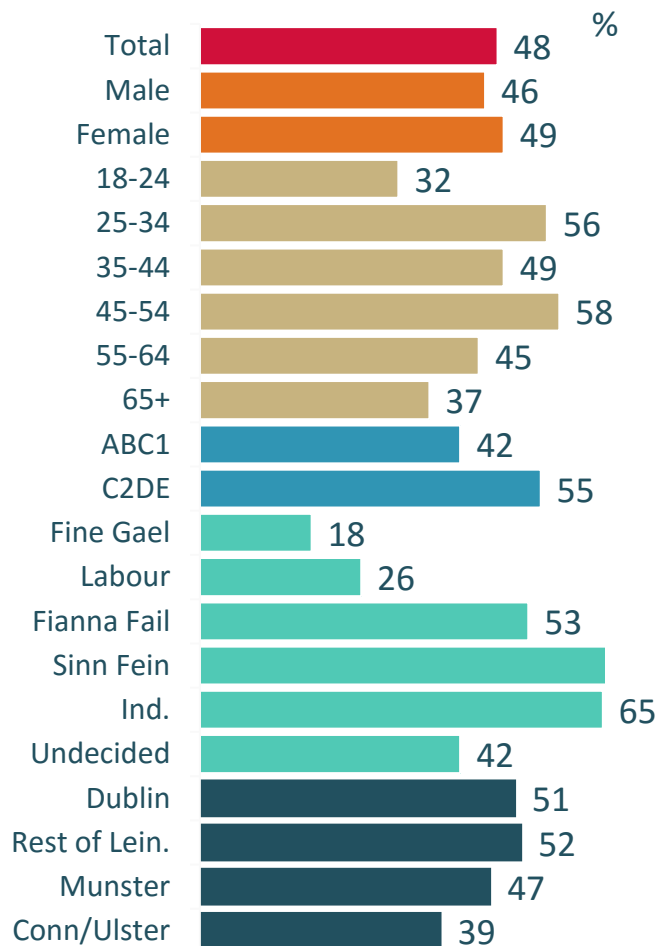
# How Soon Should Enda Kenny Retire from Taoiseach

(Base: All adults 18+)

Q. Enda Kenny has pledged he will not see out the next term as Taoiseach. Do you think he should...



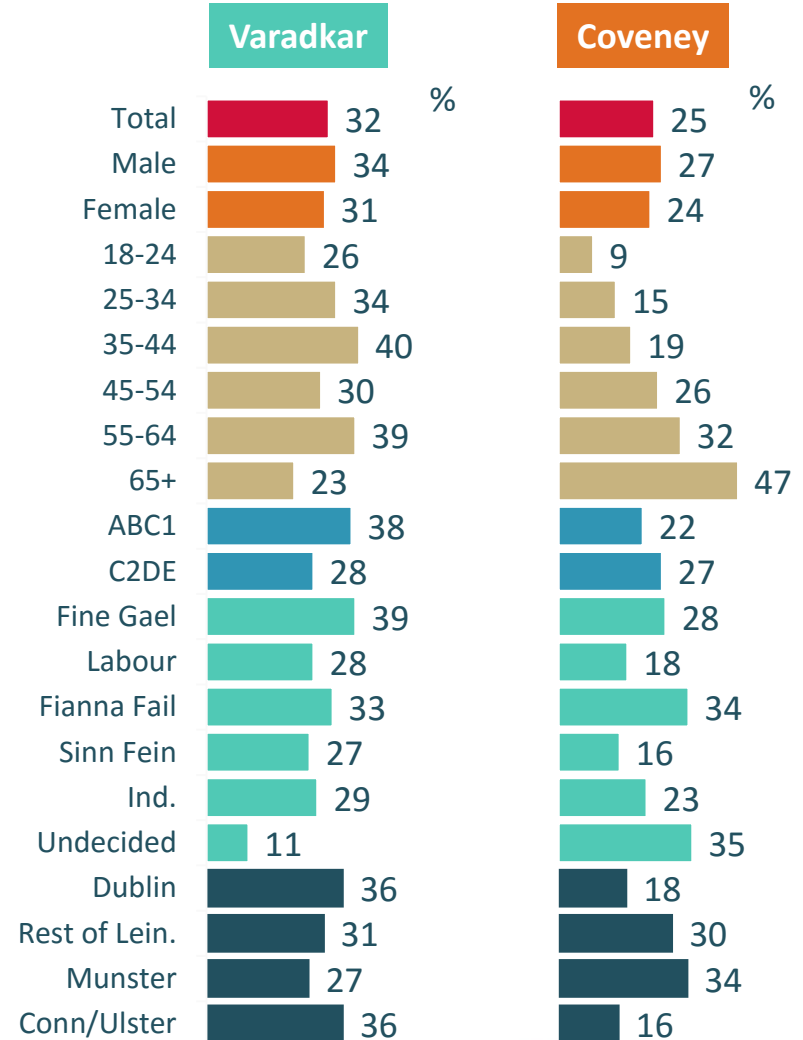
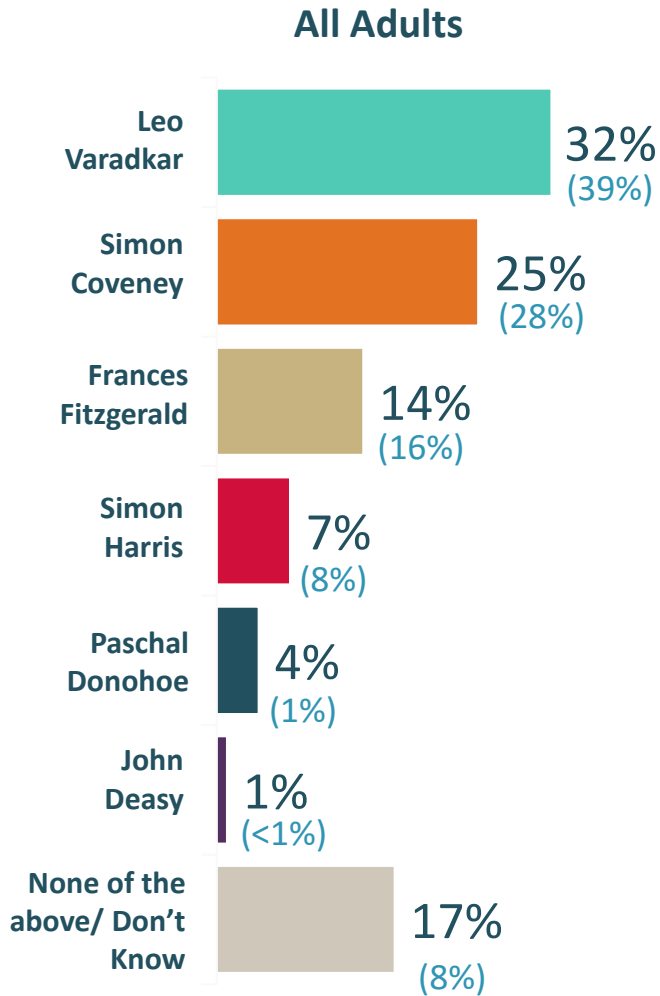
## Who thinks Enda Kenny should go now?





# Who Should Replace Enda Kenny as the Next Taoiseach

(Base: All adults 18+)



( ) Fine Gael Voters

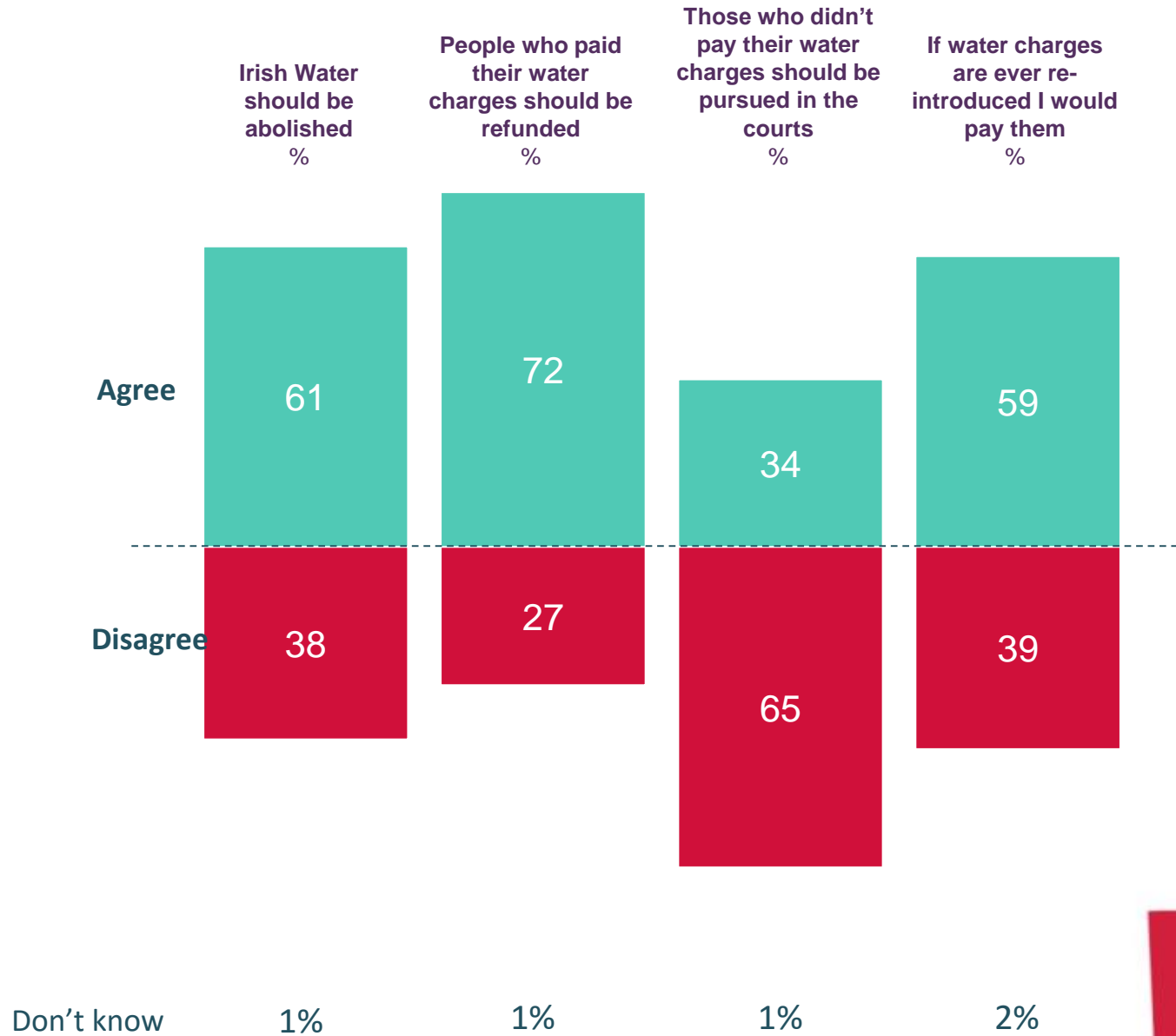




# Irish Water

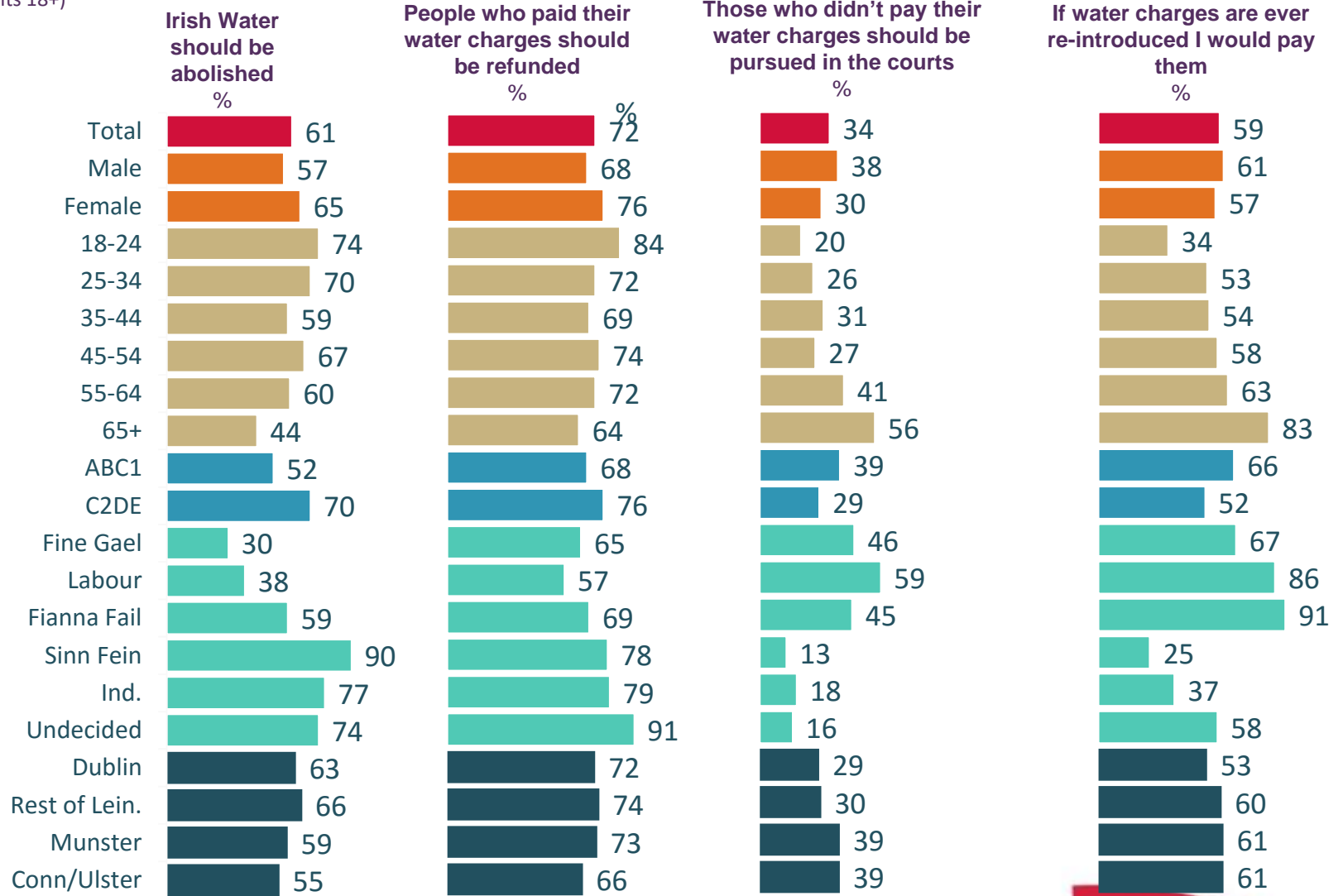
# Attitudes Towards Irish Water

(Base: All adults 18+)



# Attitudes Towards Irish Water

(Base: All adults 18+)

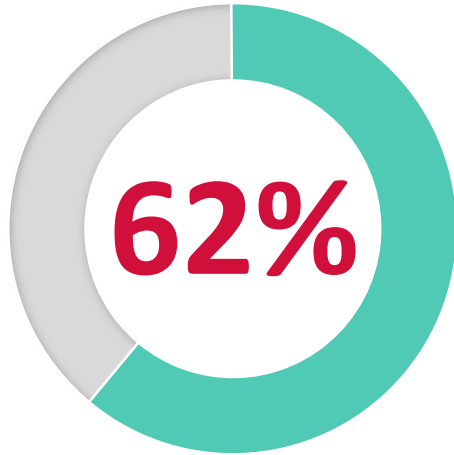




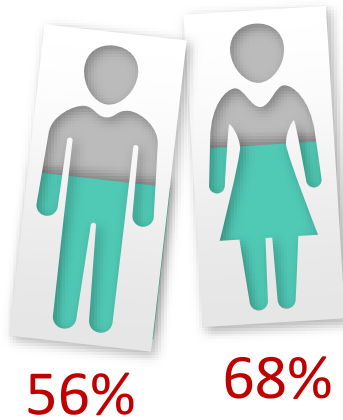
# Topics of Interest in Ireland

# Who Agrees Gardaí In Ireland Should Be Armed To Protect Themselves And Citizens Against Mob Violence In Ireland

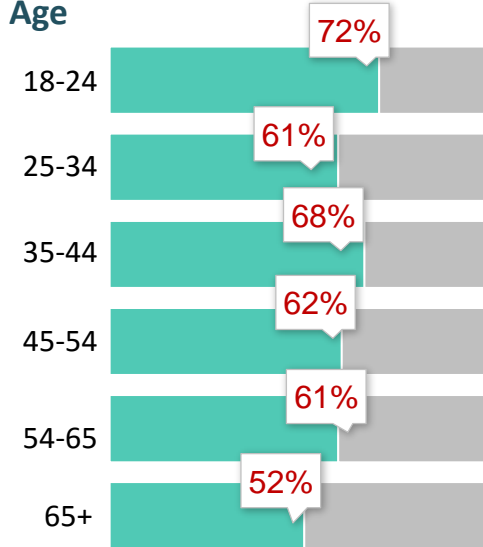
(Base: All Adults 18+)



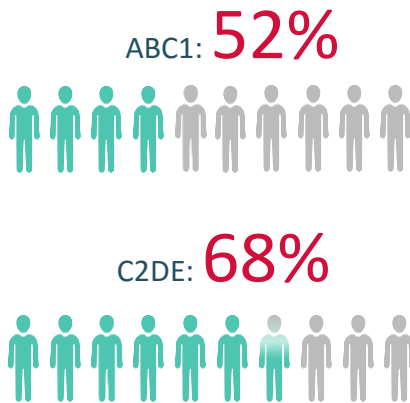
## Gender



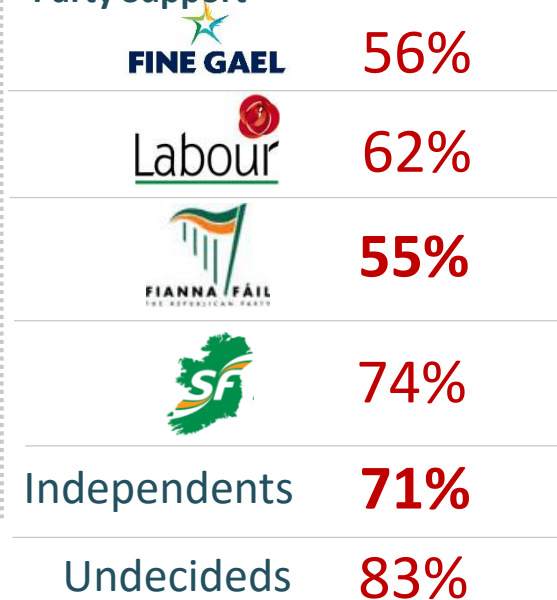
## Age



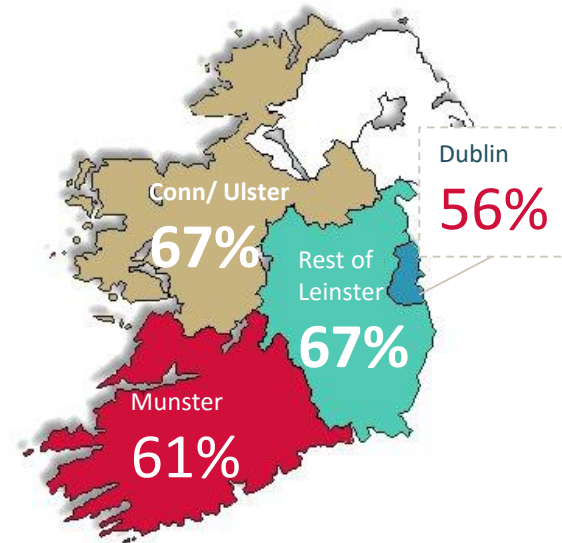
## Social Class



## Party Support



## Region




# Who Agrees It Should Be Made Illegal For Schools In Receipt Of Any State Funding To Use Religion As A Criterion For Admission

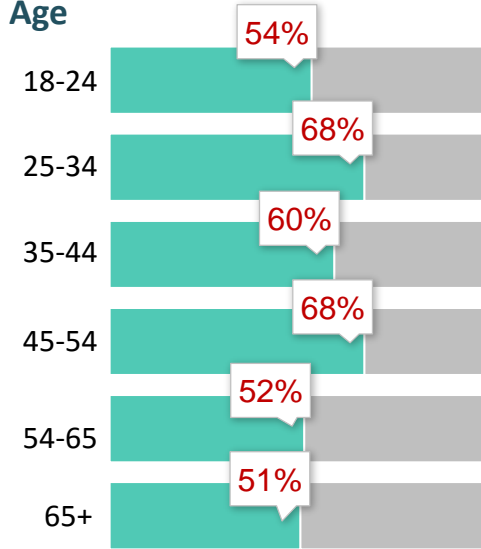
(Base: All Adults 18+)



## Gender



## Age



## Social Class

ABC1: **64%**



C2DE: **59%**



## Party Support

 **FINE GAEL** **53%**

 **Labour** **59%**

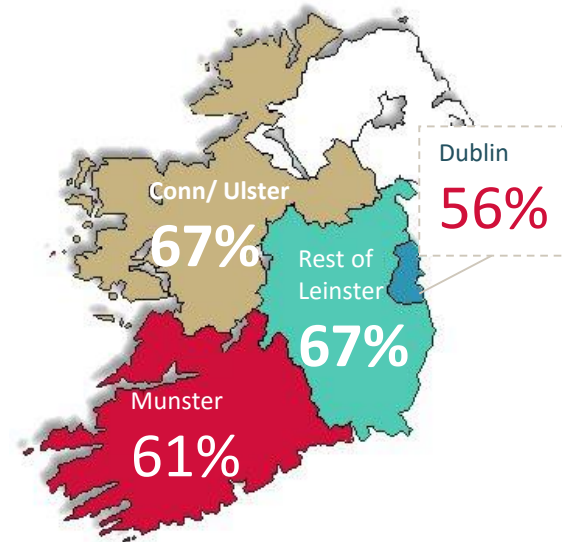
 **FIANNA FÁIL** **64%**


 **SF** **57%**

**Independents** **62%**

**Undecideds** **60%**

## Region





# Political Satire



# Political Satire – which of these political leaders would you like to...

(Base: All adults 18+)

For each of the following scenarios, can you tell me who, if any you would like to see in this position...you can mention as many of these political characters as you want, or even none at all

