



## General Election Opinion Poll

28<sup>th</sup> Oct 2012

Prepared for:

**THE SUNDAY BUSINESS POST**  
IRELAND'S FINANCIAL, POLITICAL AND ECONOMIC NEWSPAPER

# Methodology and Weighting



- RED C interviewed a random sample of 1,003 adults aged 18+ by telephone between the 26<sup>th</sup> to 28<sup>th</sup> November 2012.
- A random digit dial (RDD) method is used to ensure a random selection process of households to be included – this also ensures that ex-directory households are covered.
- Half of the sample are interviewed using an RDD landline sample, with the other half conducted using an RDD mobile phone sample, this ensures 98% coverage of the population reaching landline only households, mobile only households and those with both a landline and a mobile.
- Interviews were conducted across the country and the results weighted to the profile of all adults. A further past vote weighting is included that takes the current recall for how people voted at the last election, compares this to the actual results, and weights the data to halfway between the two.
- Vote intention results are based on those who will actually go and vote, using a 10 point scale, where 1 is not at all likely and 10 is very likely, those rating 4 to 10 are included as being those who will actually go and vote.
- Finally, some people tell RED C that they intend to vote, and have a good past voting record, but say they don't know who they would vote for or refuse to answer the question. Whenever such people say which party they voted for in the last election, RED C ascribe 50% to the party they voted for previously. We have seen from analysis of past elections that this is the most likely outcome and this reallocation tries to overcome the effect of the “spiral of silence” where voters are do not want to admit who they will vote for.
- In all respects the poll was completed to the opinion polling guidelines set out by both ESOMAR and AIMRO.

## A Clear Call for Action on Abortion - I



This month's poll has been heavily influenced by the debate on abortion in Ireland, brought about by the death of Savita Halappanavar. There is little doubt that the dramatic decline in the Fine Gael vote, down 6% in just one month, has been underpinned by the apparent reluctance of Fine Gael TD's, as far as the public are concerned, to act on the abortion issue. This is reinforced by the fact that the main beneficiaries of the public's support have been Independent candidates, who have gained 4% share, on the back of the most vocal support for immediate action on the issue, with Clare Daly leading the challenge against the government.

To help understand the impact of the abortion debate, today's poll provides a clear measure of the public's own views on the abortion legislation issue. We put a series of legislation options on abortion to our representative sample of the population, and asked them for each if they either supported or did not support the statement. We were careful in how we constructed the question, in order to ensure an unbiased and accurate response, by making sure that respondents understood it was only their opinion that we were interested in, with no right or wrong answers.

The first position we put to the public was to legislate for the X case, in so doing we explained that this meant allowing for abortion where the mother's life is threatened, including by suicide. Legislation for the X case was resoundingly supported by almost all voters (85%), and this level of support was consistent across all demographic groups and regions. Just 1 in 10 (10%) did not support the legislation of the X case, with 5% undecided. A clear signal to the Fine Gael TD's who have expressed concerns about including suicide as part of any legal decision.

We then went on to see if voters would be more or less supportive, to either limit or extend the X case position. It is important to note that the following statements were all asked as one question, and cannot be taken out of context of the others. Thus the level of support indicates the relative support for each possible position.

Firstly we asked if voters would support or not support a constitutional amendment to "limit" the X case; by excluding the threat of suicide, but allowing abortion where the mother's life is threatened outside of suicide. Only 63% of voters supported this position, with 31% against and 6% undecided. Bearing in mind the much higher support for the X case itself, it is clear that voters do not want to limit it, and a further clear sign that voters prefer to see suicide remain as part of the legal position.

## A Clear Call for Action on Abortion - II



Next we asked if voters supported or not a constitutional amendment to “extend” the right to abortion to all cases where the health of the mother is seriously threatened, and also in cases of rape. While voters had appeared less happy to limit the X case, they were much more supportive to further extend it. In fact the great majority of voters (82%) supported its extension to include cases of rape, almost the same number as supported the legalised X case position in the first place, with 13% opposed and 5% undecided. Support for this position was over 80% in almost all demographic groups, with only those aged over 65 and those in Munster giving lower levels of support.

We finally asked if voters would support or not support a constitutional amendment to allow for abortion in ANY case where a woman requests it. This was seen to be a step too far by the majority of voters, with only just over a third (36%) supporting this position, while 58% opposed it, and 6% were undecided. Support was somewhat different by demographic groups, with stronger support seen among those under 35 and those living in Dublin and the Rest of Leinster, but even here support was less than half of all voters.

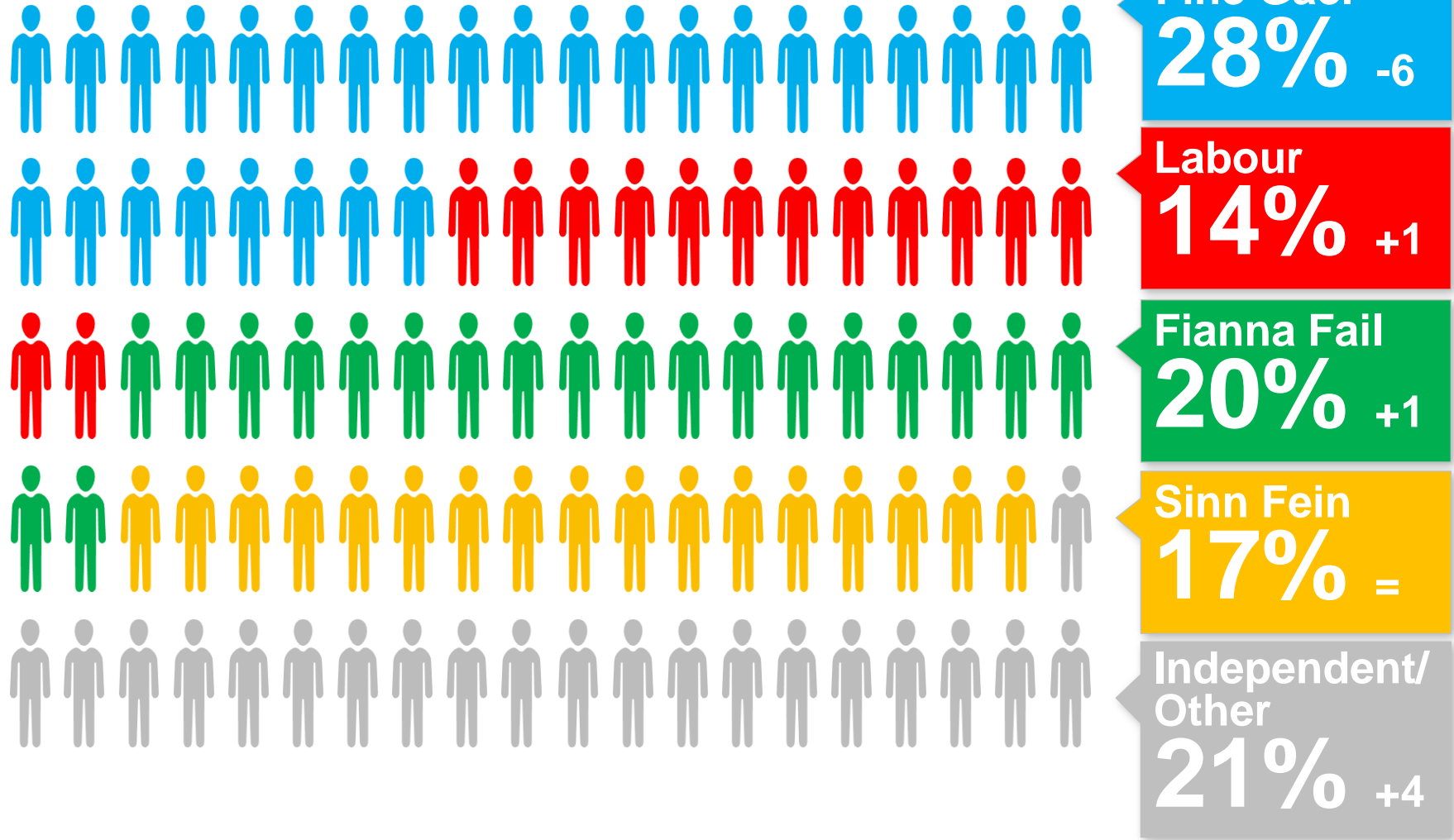
Today’s poll then provides a clear measure of voter attitudes towards the abortion issue, with strong support for legislation up to and including rape cases, but not for abortion on demand. The impact on vote intentions suggests that the government needs to move quickly and decisively, to act upon the wishes of the public, before it damages them in the long term.

# General Election

# First Preference Vote Intention – November 2012

If the general election was tomorrow which party or independent candidate do you think you would give your first preference vote to? (Past vote weighted and adjusted for Spiral of Silence)

(Base: All adults 18+ who will vote )



# First Preference Vote Intention – November 2012

If the general election was tomorrow which party or independent candidate do you think you would give your first preference vote to? (Past vote weighted and adjusted for Spiral of Silence)

(Base: All adults 18+ who will vote (including undecided))



## CURRENT FIRST PREFERENCE SUPPORT AMONG THOSE LIKELY TO VOTE

	Core figures 2 <sup>nd</sup> December 2012	Excluding 50% undecided, and weighting back 50% undecided to how they voted in 2011	2011 Election Results
	%	%	%
<b>Fine Gael</b>	<b>22</b>	<b>28</b>	<b>36</b>
<b>Labour</b>	<b>11</b>	<b>14</b>	<b>19</b>
<b>Fianna Fáil</b>	<b>16</b>	<b>20</b>	<b>17</b>
<b>Sinn Féin</b>	<b>15</b>	<b>17</b>	<b>10</b>
<b>Independent candidates</b>	<b>14</b>	<b>17</b>	<b>13</b>
<b>Green Party</b>	<b>2</b>	<b>3</b>	<b>2</b>
<b>Socialist Party</b>	<b>0</b>	<b>0</b>	<b>1</b>
<b>Other Party</b>	<b>1</b>	<b>1</b>	<b>1</b>
<b>Undecided</b>	<b>19</b>		



# First Preference Vote Intention – November 2012 x Demographics

*If the general election was tomorrow which party or independent candidate do you think you would give your first preference vote to? (Past vote weighted and adjusted for Spiral of Silence)*

(Base: All adults 18+ who will vote (including undecided))



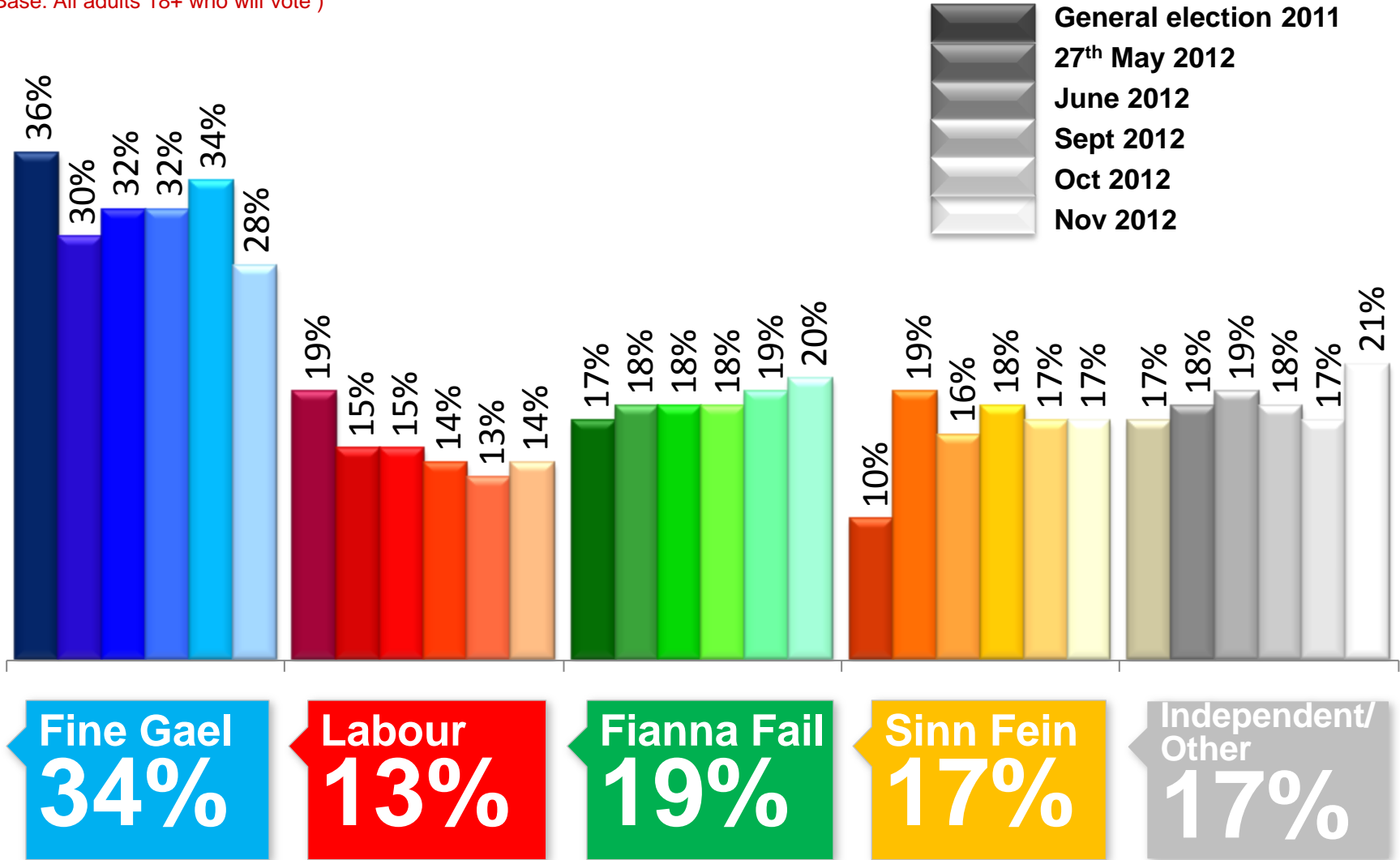
	Total	Gender		Age			Class		Region			
		Male	Female	18-34	35-54	55+	ABC1	C2DE	Dublin	ROL	Munster	Conn/Ulster
<b>Fine Gael</b>	28%	24%	31%	24%	23%	36%	32%	20%	24%	28%	29%	30%
<b>Fianna Fail</b>	20%	23%	17%	15%	23%	21%	16%	22%	15%	23%	22%	21%
<b>Sinn Fein</b>	17%	21%	15%	23%	19%	11%	12%	26%	20%	18%	13%	24%
<b>Labour</b>	14%	12%	16%	21%	11%	11%	18%	13%	19%	14%	14%	5%
<b>Ind./ Other</b>	21%	20%	21%	17%	24%	21%	22%	19%	22%	17%	22%	20%



# First Preference Vote Intention – May to November 2012

If the general election was tomorrow which party or independent candidate do you think you would give your first preference vote to? (Past vote weighted and adjusted for Spiral of Silence)

(Base: All adults 18+ who will vote )

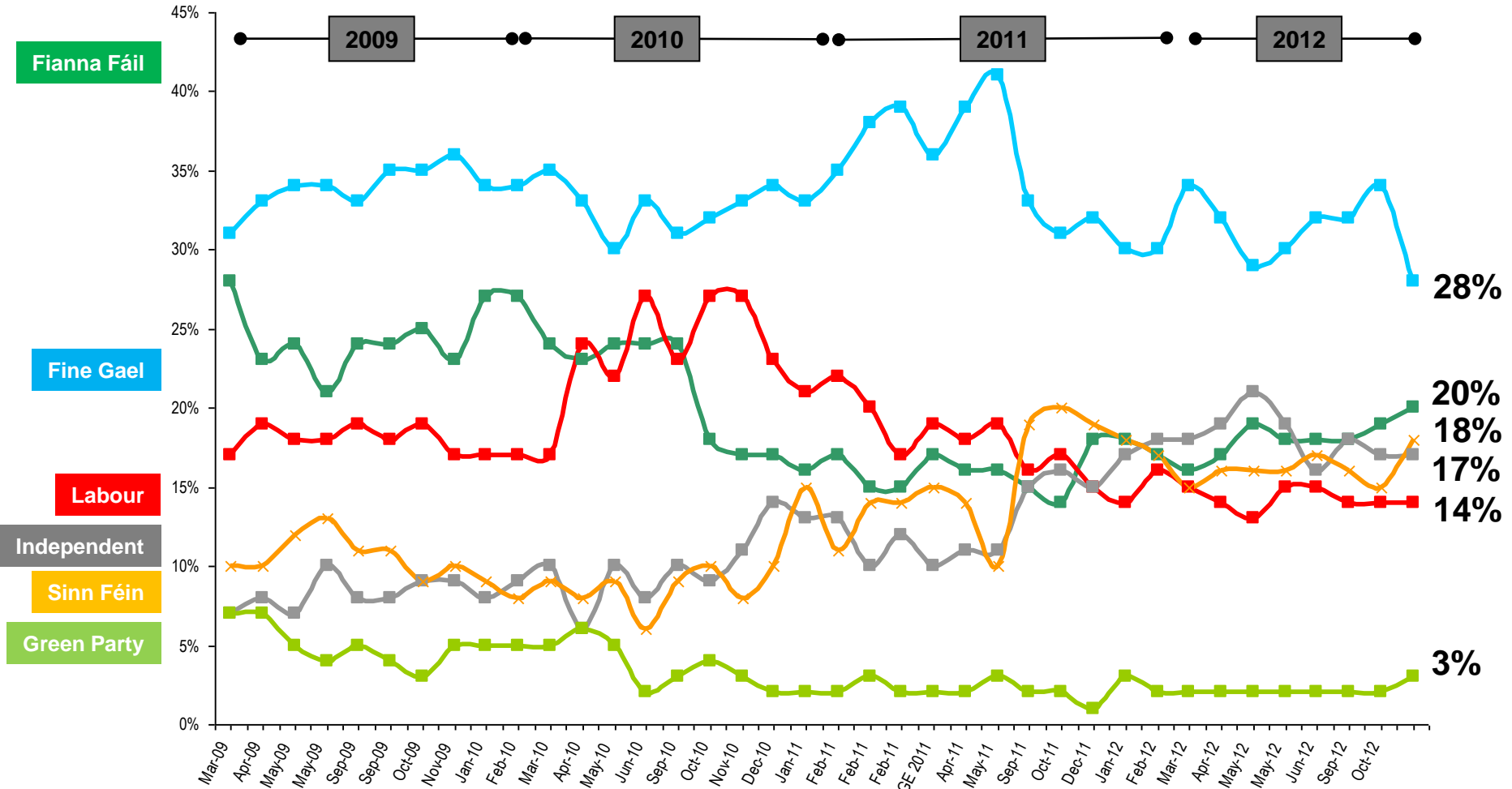


# First Preference Vote Intention – 2009-2012



If the general election was tomorrow which party or independent candidate do you think you would give your first preference vote to? (Past vote weighted and adjusted for Spiral of Silence)

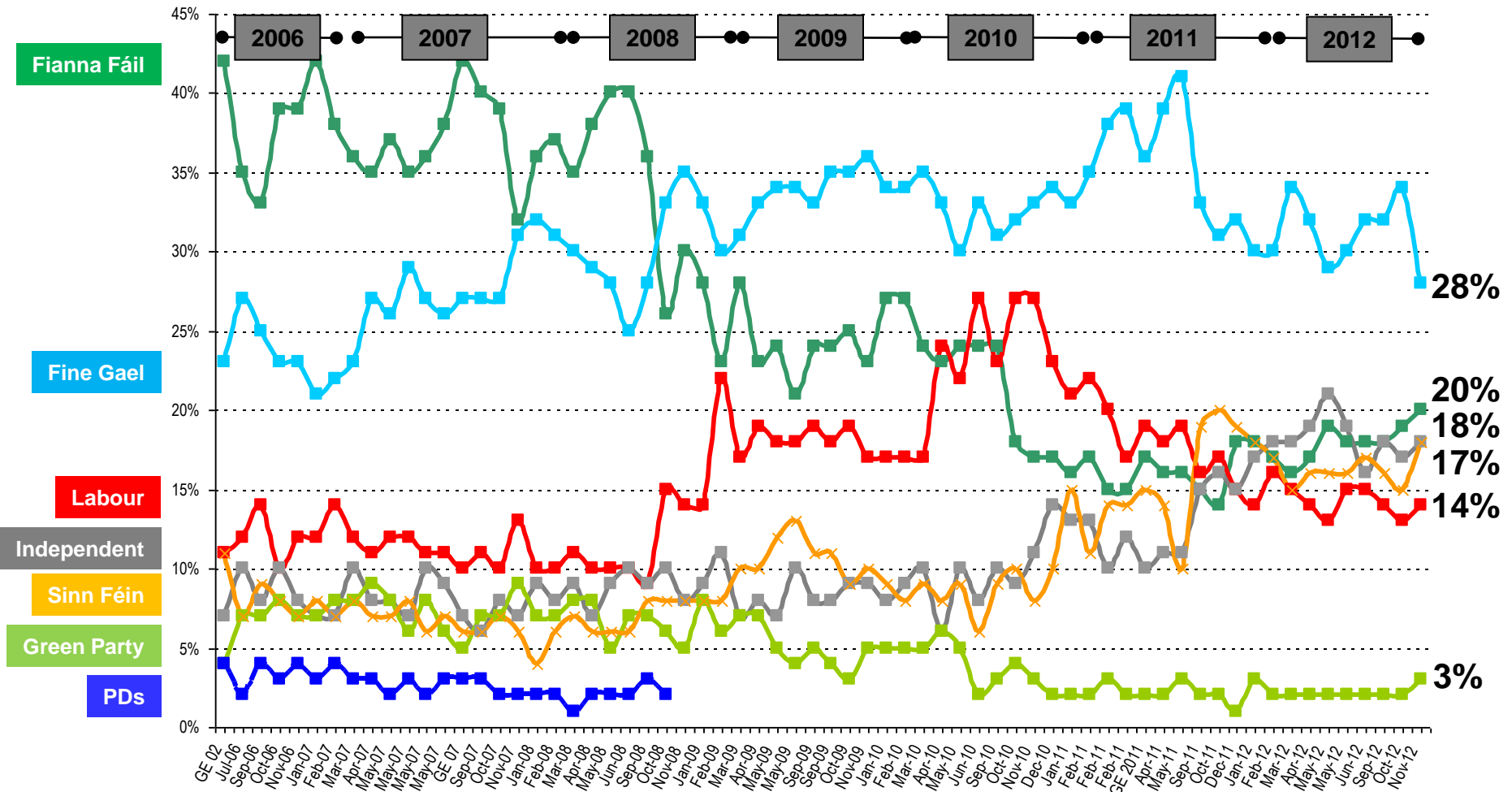
(Base: All adults 18+ who will vote )



# First Preference Vote Intention – 2006 to 2012

If the general election was tomorrow which party or independent candidate do you think you would give your first preference vote to? (Past vote weighted and adjusted for Spiral of Silence)

(Base: All adults 18+ who will vote)



# Preferred Budget Actions

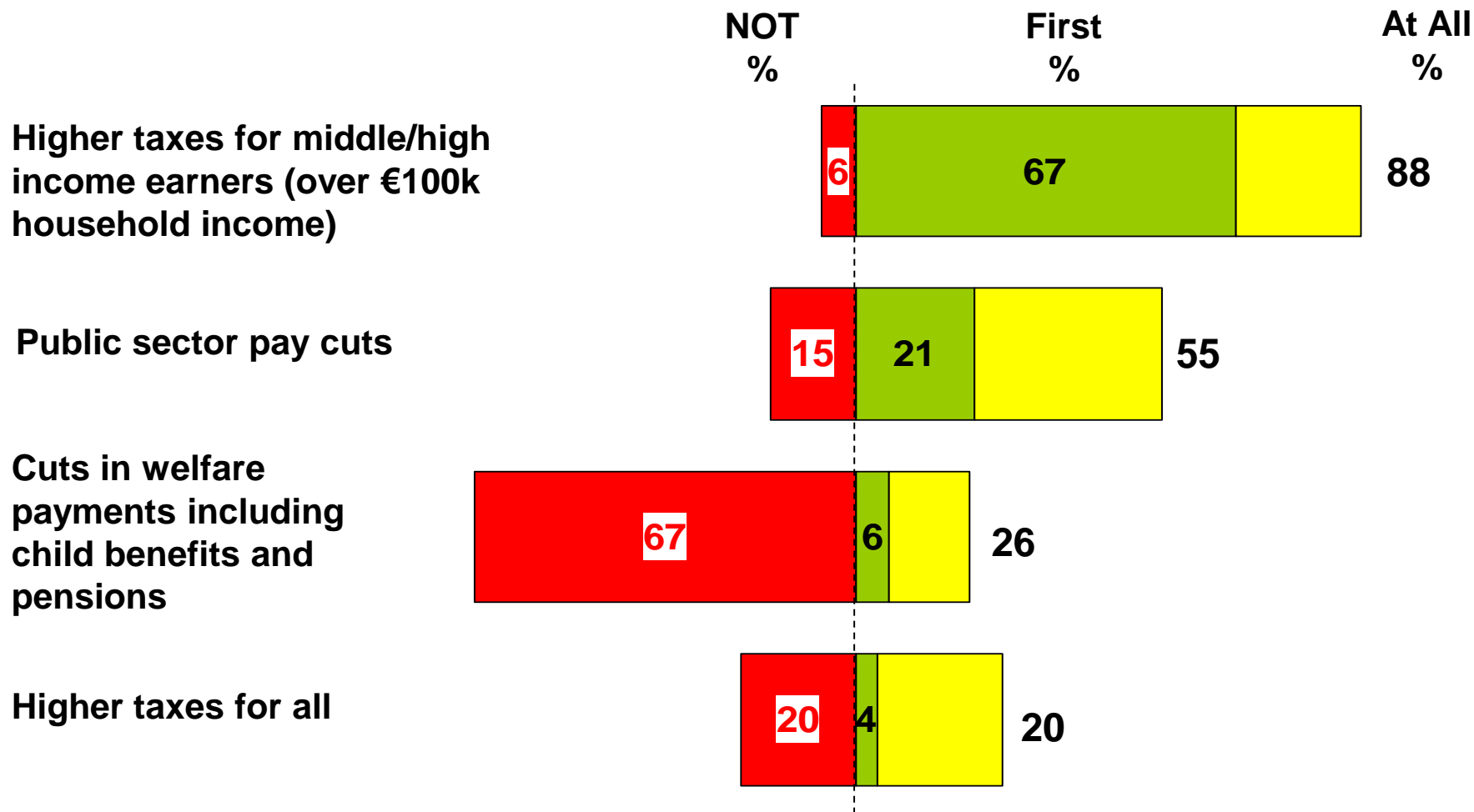
# What the public would prioritise for implementation in the budget?

If you were the government and you had to decide which of these to implement...which one would you implement first, which others would you consider implementing, if you had to implement more than one and which would you definitely not implement, if at all possible



(Base: All Adults 18+)

## PUBLIC ATTITUDE TO IMPLEMENTATION



# Attitudes to Abortion

# Support for Each Possible Action On Abortion Law - Summary

Now I would like to get your views on abortion law in Ireland. We are interested in getting an accurate and fair opinion of all adults in Ireland, and therefore your opinions on this are important to us and there is no right or wrong answer. I am going to read out a number of possible options with regard to abortion law in Ireland, and for each I would like you to tell me whether you are you in favour of, or against each option

(Base: All Adults aged 18+ - 1,003)



Asked as one question, these statements cannot be taken out of context of the whole. Thus the level of support indicates the relative support for each possible position

## Support

Most Restrictive

A constitutional amendment to limit the X case, by excluding a threat of suicide as a grounds for abortion, but still allowing abortion where the mother's life is threatened outside of suicide



63%

Legislate for the x-case, which means allowing abortion where the mother's life is threatened, including by suicide.



85%

A constitutional amendment to extend the right abortion to all cases where the health of mother is seriously threatened and also in cases of rape



82%

A constitutional amendment to legally allow for abortion in ANY case where a woman requests it



36%

Least Restrictive

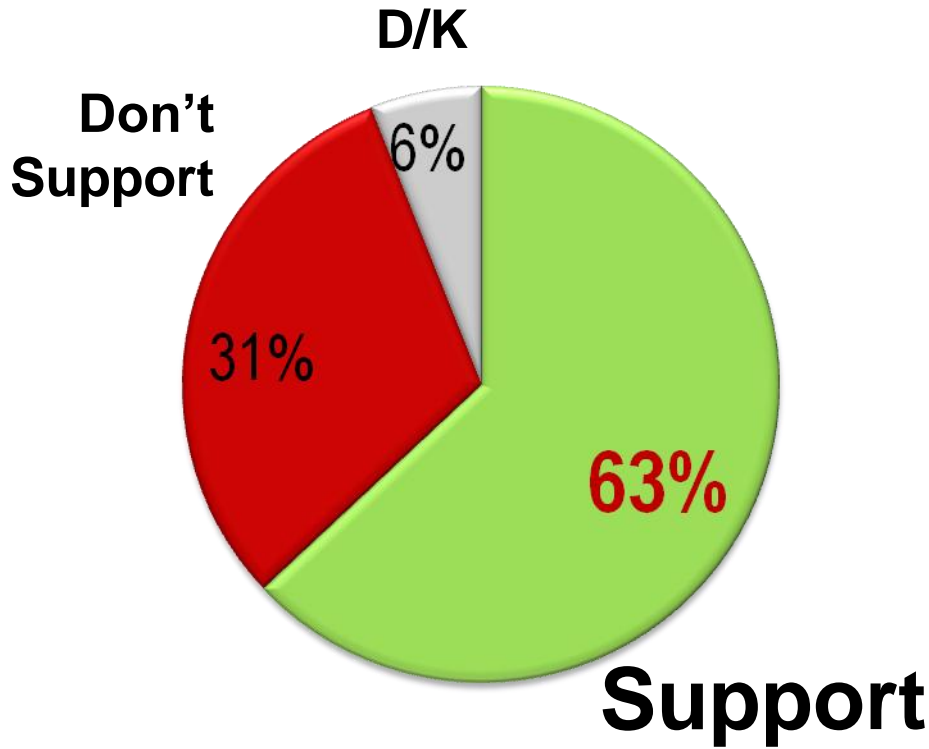


# Support for Each Possible Option for Abortion Law - Summary



Now I would like to get your views on abortion law in Ireland. We are interested in getting an accurate and fair opinion of all adults in Ireland, and therefore your opinions on this are important to us and there is no right or wrong answer. I am going to read out a number of possible options with regard to abortion law in Ireland, and for each I would like you to tell me whether you are you in favour of, or against each option

**A constitutional amendment to limit the X case, by excluding a threat of suicide as a grounds for abortion, but still allowing abortion where the mother's life is threatened outside of suicide**



Asked as one question, these statements cannot be taken out of context of the whole. Thus the level of support indicates the relative support for each possible position

RESEARCH EVALUATION DIRECTION CLARITY

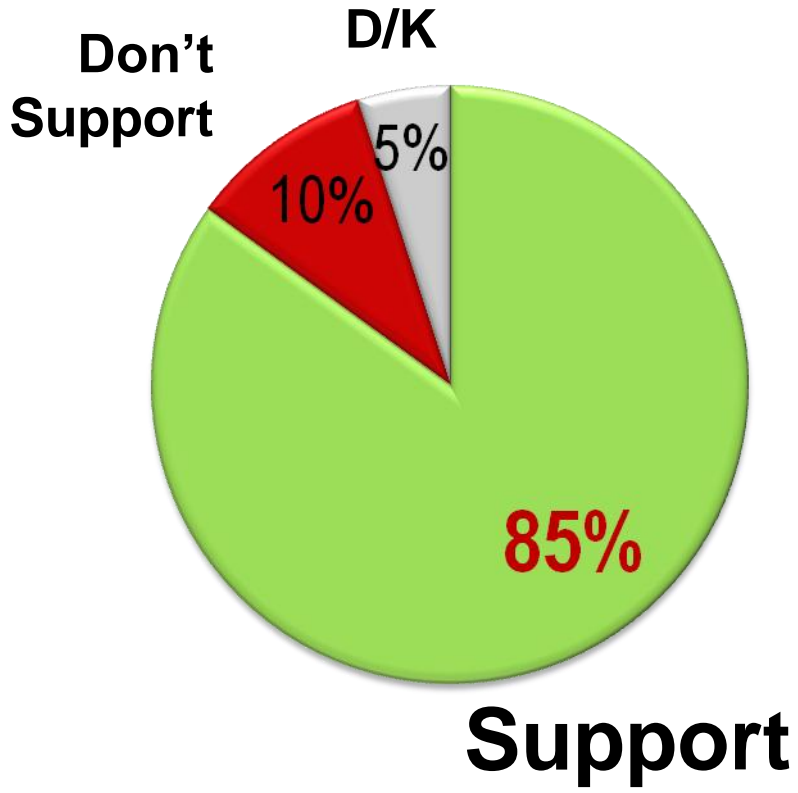
	Total	63%
<b>Gender</b>	Male	62%
	Female	64%
<b>Age</b>	18-24	70%
	25-34	63%
	35-44	65%
	45-54	61%
	55-64	57%
	65+	60%
<b>Social class</b>	Higher	58%
	Lower	65%
<b>Region</b>	Dublin	61%
	ROL	66%
	Munster	61%
	Conn./Ulster	63%
<b>Party Support in 2011</b>	Fianna Fail	70%
	Fine Gael	63%
	Labour	50%
	Sinn Fein	65%
	Independent	55%

# Support for Each Possible Option for Abortion Law - Summary



Now I would like to get your views on abortion law in Ireland. We are interested in getting an accurate and fair opinion of all adults in Ireland, and therefore your opinions on this are important to us and there is no right or wrong answer. I am going to read out a number of possible options with regard to abortion law in Ireland, and for each I would like you to tell me whether you are you in favour of, or against each option

Legislate for the x-case, which means allowing abortion where the mother's life is threatened, including by suicide.



Asked as one question, these statements cannot be taken out of context of the whole. Thus the level of support indicates the relative support for each possible position

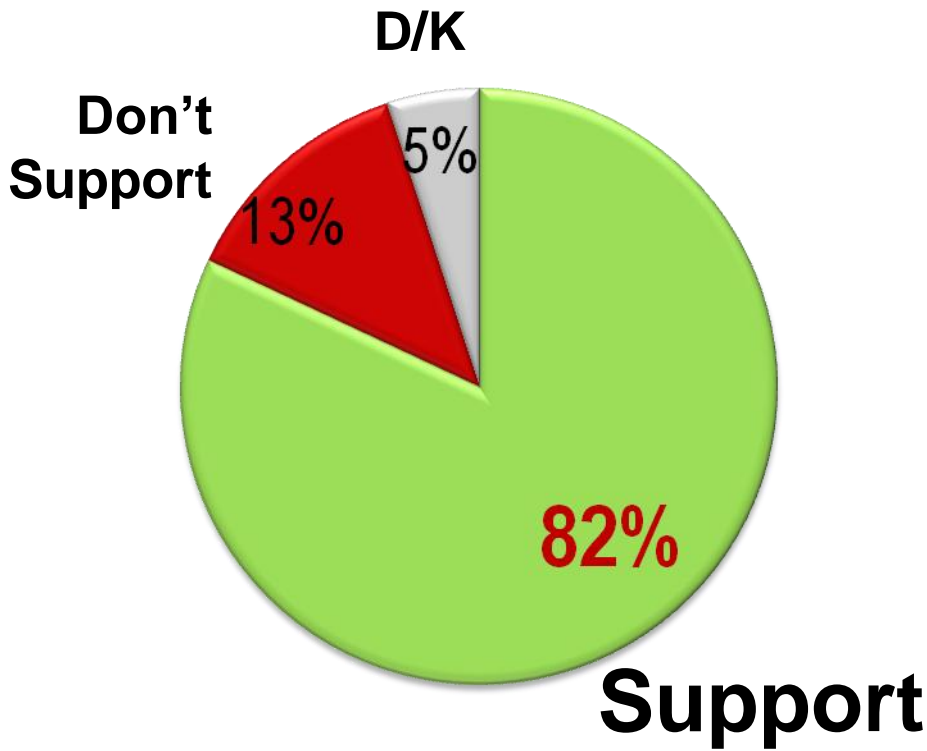
Agreement X Demographics		
	Total	85%
<b>Gender</b>	Male	83%
	Female	86%
<b>Age</b>	18-24	81%
	25-34	86%
	35-44	85%
	45-54	86%
	55-64	89%
	65+	81%
<b>Social class</b>	Higher	88%
	Lower	82%
<b>Region</b>	Dublin	86%
	ROL	87%
	Munster	84%
	Conn./Ulster	81%
<b>Party Support in 2011</b>	Fianna Fail	89%
	Fine Gael	87%
	Labour	93%
	Sinn Fein	78%
	Independent	79%

# Support for Each Possible Option for Abortion Law - Summary

Now I would like to get your views on abortion law in Ireland. We are interested in getting an accurate and fair opinion of all adults in Ireland, and therefore your opinions on this are important to us and there is no right or wrong answer. I am going to read out a number of possible options with regard to abortion law in Ireland, and for each I would like you to tell me whether you are you in favour of, or against each option



**A constitutional amendment to extend the right abortion to all cases where the health of mother is seriously threatened and also in cases of rape**



Asked as one question, these statements cannot be taken out of context of the whole. Thus the level of support indicates the relative support for each possible position

RESEARCH EVALUATION DIRECTION CLARITY

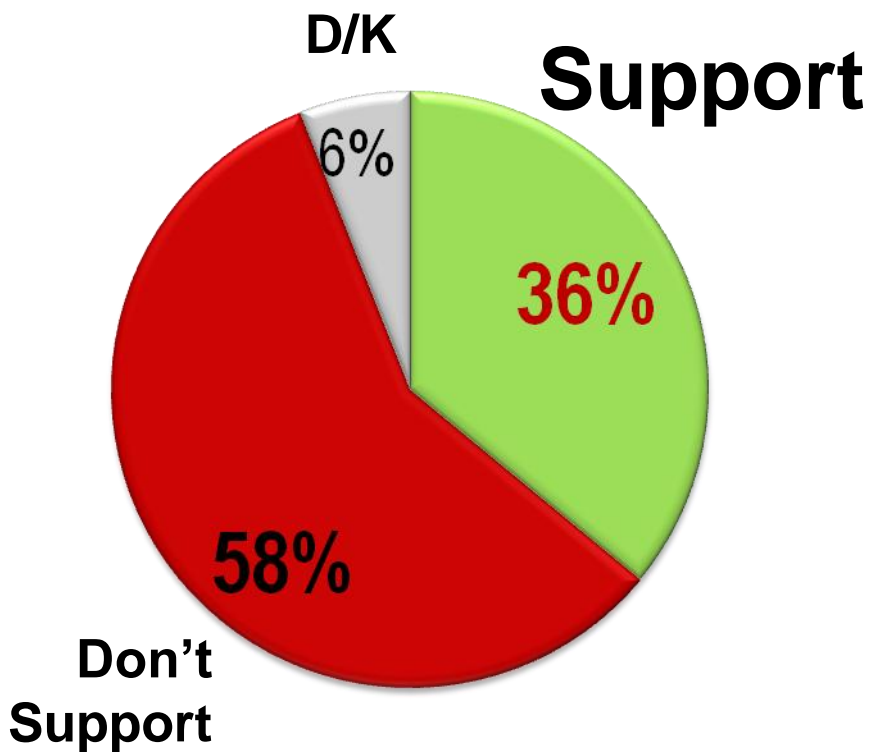
Agreement X Demographics		
	Total	82%
<b>Gender</b>	Male	79%
	Female	84%
<b>Age</b>	18-24	84%
	25-34	86%
	35-44	85%
	45-54	82%
	55-64	82%
	65+	68%
<b>Social class</b>	Higher	80%
	Lower	82%
<b>Region</b>	Dublin	83%
	ROL	84%
	Munster	76%
	Conn./Ulster	84%
<b>Party Support in 2011</b>	Fianna Fail	79%
	Fine Gael	80%
	Labour	86%
	Sinn Fein	88%
	Independent	79%

# Support for Each Possible Option for Abortion Law - Summary

Now I would like to get your views on abortion law in Ireland. We are interested in getting an accurate and fair opinion of all adults in Ireland, and therefore your opinions on this are important to us and there is no right or wrong answer. I am going to read out a number of possible options with regard to abortion law in Ireland, and for each I would like you to tell me whether you are you in favour of, or against each option



**A constitutional amendment to legally allow for abortion in ANY case where a woman requests it**



Asked as one question, these statements cannot be taken out of context of the whole. Thus the level of support indicates the relative support for each possible position

RESEARCH EVALUATION DIRECTION CLARITY

<b>Agreement X Demographics</b>		
	<b>Total</b>	<b>36%</b>
<b>Gender</b>	Male	37%
	Female	35%
<b>Age</b>	18-24	44%
	25-34	42%
	35-44	38%
	45-54	35%
	55-64	31%
	65+	23%
<b>Social class</b>	Higher	37%
	Lower	36%
<b>Region</b>	Dublin	45%
	ROL	41%
	Munster	29%
	Conn./Ulster	24%
<b>Party Support in 2011</b>	Fianna Fail	23%
	Fine Gael	28%
	Labour	44%
	Sinn Fein	39%
	Independent	39%