



## **Kerry South Constituency Poll**

**Irish Examiner**

Job No: 02711

## Must be Included when Published



RED C interviewed a constituency quota controlled sample of 500 people representative of all adults aged 18+ across the constituency.


Seed sample was drawn in proportion to population within each DED in the constituency and an RDD (random digit dial) process used to ensure all households were included for contact by telephone.

Vote Intentions analysis is based off recall interviews conducted between the 9<sup>th</sup> & 11<sup>th</sup> February once full candidate lists were available, while other question data was conducted between the 3<sup>rd</sup> February – 9<sup>th</sup> February 2011.

The data was weighted to known demographics, population within each DED and weighted by past vote in the constituency.

The accuracy of the data is estimated to be + or – 4.5% at 95% confidence.

# Poll Summary - I




1. Fine Gael are the big winners in the Kerry South constituency, with this poll suggesting they will take 2 seats, despite the party not substantially increasing its share of the first preference vote since 2007.
2. The contest is very tight between five or six candidates, so this results could certainly change and there is still plenty to play for; particularly with 15% still undecided on how they will vote.
3. Fianna Fail lose out heavily according to the poll, securing no seats and a greatly reduced party share – this means that despite himself retaining much of his first preference vote, John O’Donoghue loses his seat at the final count, mainly due to being transfer unfriendly, although he does gain some transfer from Healy Rae.
4. Independent candidates feature prominently, increasing their overall share of the vote substantially to 39% of first preferences compared to just 15% in 2007.
5. However, Michael Healy Rae looks set to possibly lose his fathers seat – he secures just 13% of the first preference vote and is eliminated in the 4<sup>th</sup> count.
6. Instead Tom Fleming tops the poll, despite getting less first preference votes than four other candidates, as he is very transfer friendly - he is the only candidate to make quota on the fifth count after Healy Rae is eliminated.

## Poll Summary - II



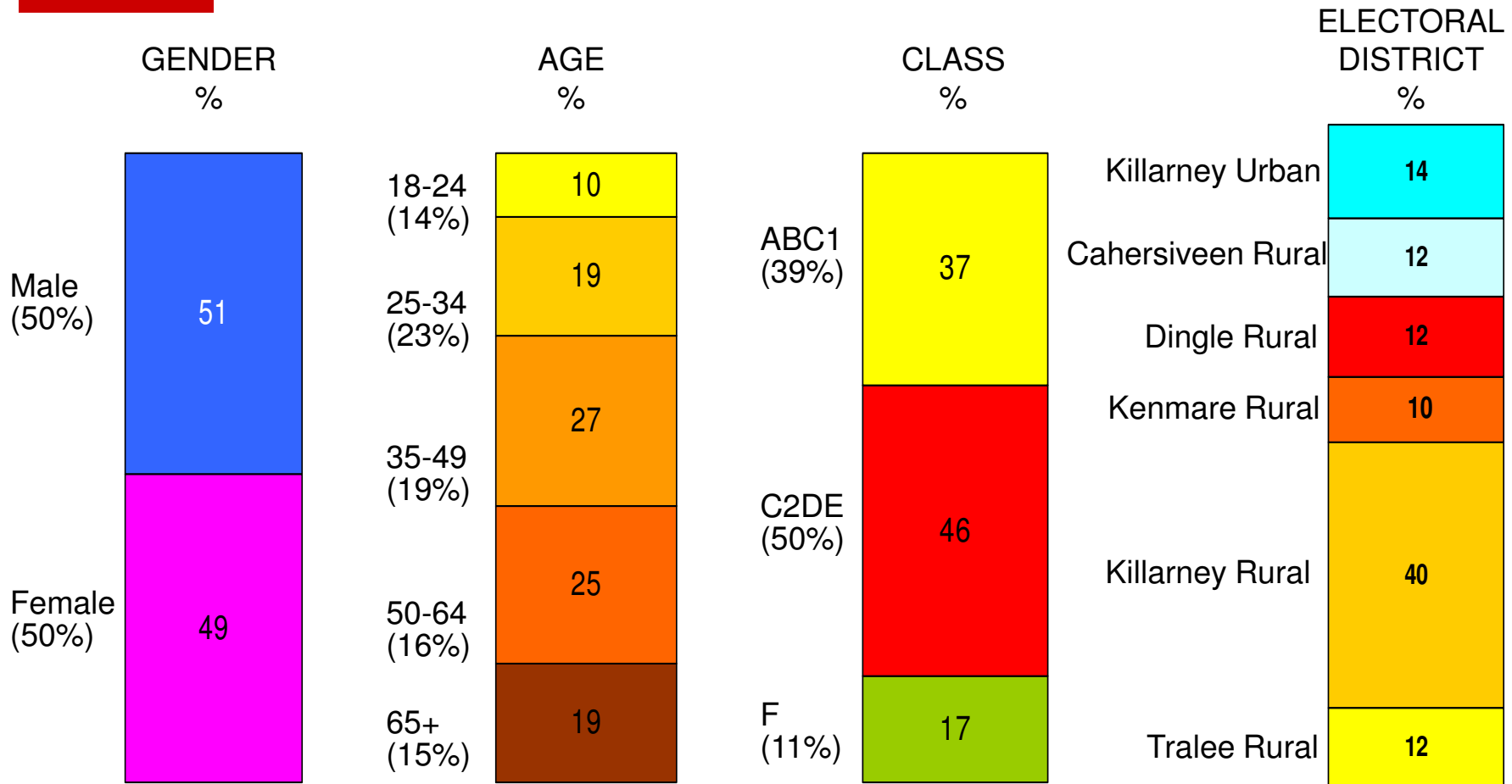
8. Labour do relatively poorly compared to their national position, with Marie Maloney securing just 15% first preference share, and despite being relatively transfer friendly she is eliminated on the fifth count.
9. Local issues and personality dominate choice of candidate, particularly for Independent vote share.
10. Only 7% of all voters suggest that the party leader had any impact on their vote choice, and even party preference and policy preference was only mentioned by 1 in 5.
11. The economy and jobs dominates the issue that voters are concerned about, with other issues very much further down the line of priorities.
12. Health, education, roads/infrastructure and taxation follow up as issues that voters are particularly concerned about.
13. Finally, the majority (67%) do not believe that any new government will be able to re-negotiate the terms of the EU/IMF bailout.

The electorate within the constituency has a significantly stronger middle age profile and has a higher than average proportion of farmers



(Base: All Adults Kerry South 18+ - 500)

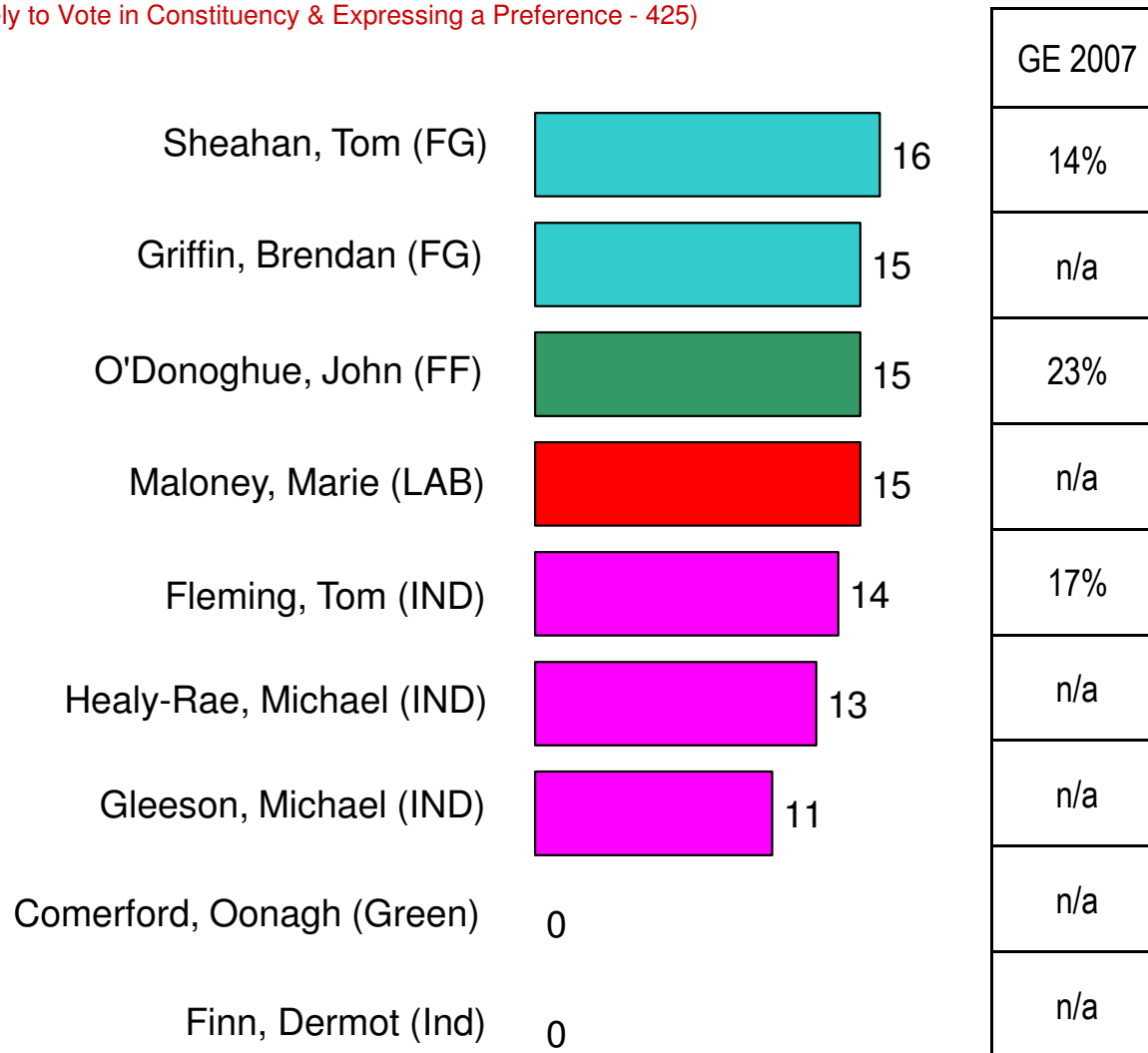

**Voter Profile**



( ) figures in brackets relate to national statistics

# Share of first preference vote across candidates if there were to be a general election tomorrow

(Base: All Likely to Vote in Constituency & Expressing a Preference - 425)



## Ballot Sheet – Count Summary


(Base: All Likely to Vote)



|                                | 1st Pref   | Share          | Quota      | Count | Status      | Seat |
|--------------------------------|------------|----------------|------------|-------|-------------|------|
| <b>Tom Fleming (IND)</b>       | 61         | 14%            | 0.57       | 5     | Made Quota  | 1    |
| <b>Tom Sheahan (FG)</b>        | 69         | 16%            | 0.64       | 5     | Elected     | 2    |
| <b>Brendan Griffin (FG)</b>    | 65         | 15%            | 0.61       | 5     | Elected     | 3    |
| <b>John O'Donoghue (FF)</b>    | 64         | 15%            | 0.60       | 5     | Not Elected |      |
| <b>Marie Maloney (LAB)</b>     | 63         | 15%            | 0.59       | 5     | Eliminated  |      |
| <b>Michael Healy-Rae (IND)</b> | 55         | 13%            | 0.51       | 4     | Eliminated  |      |
| <b>Michael Gleeson (IND)</b>   | 46         | 11%            | 0.43       | 3     | Eliminated  |      |
| <b>Oonagh Comerford (GRN)</b>  | 2          | *%             | 0.02       | 2     | Eliminated  |      |
| <b>Dermot Finn (IND)</b>       | 0          | 0              | 0          | 1     | Eliminated  |      |
| <b>Valid Poll =</b>            | <b>425</b> | <b>Quota =</b> | <b>107</b> |       |             |      |
| <b>Undecided/ Don't Know</b>   | <b>75</b>  |                |            |       |             |      |

# Ballot Sheet – Count Analysis

(Base: All Likely to Vote)



| NAMES OF CANDIDATES                   | First Count     | Second Count                                   | Third Count                             | Fourth Count                            | Fifth Count                           |
|---------------------------------------|-----------------|--|---|---|---------------------------------------|
|                                       | Number of Votes | Transfer of "Finn/Comerford" votes and results | Transfer of Gleeson's votes and results | Transfer of Healy-Rae votes and results | Transfer of Maloney votes and results |
| Tom Fleming (IND)                     | 61              | 61   | +11<br>72                               | +20<br>92                               | +17<br>109                            |
| Tom Sheahan (FG)                      | 69              | +1<br>70                                       | +4<br>74                                | +12<br>86                               | +17<br>103                            |
| Brendan Griffin (FG)                  | 65              | 65   | +7<br>72                                | +3<br>75                                | +16<br>91                             |
| John O'Donoghue (FF)                  | 64              | 64   | +1<br>65                                | +14<br>79                               | +6<br>85                              |
| Marie Maloney (LAB)                   | 63              | 63   | +8<br>71                                | +4<br>75                                | -75<br>Eliminated                     |
| Micheal Healy-Rae (IND)               | 55              | +1<br>56                                       | +6<br>62                                | -62<br>Eliminated                       | 0                                     |
| Michael Gleeson (IND)                 | 46              | 46   | -46<br>Eliminated                       | 0                                       | 0                                     |
| Oonagh Comerford (GP)                 | 2               | -2<br>Eliminated                               | 0                                       | 0                                       | 0                                     |
| Dermot Finn (IND)                     | 0               | 0<br>Eliminated                                | 0                                       | 0                                       | 0                                     |
| Non-transferable papers not effective | 0               | 0  | +9<br>9                                 | +9<br>18                                | +19<br>37                             |
| Total Valid<br>Quota = 107            | 425             | 425  | 425                                     | 425                                     | 425                                   |



## Ballot Sheet – Count Analysis – Up-Weighted to Valid Poll 2007

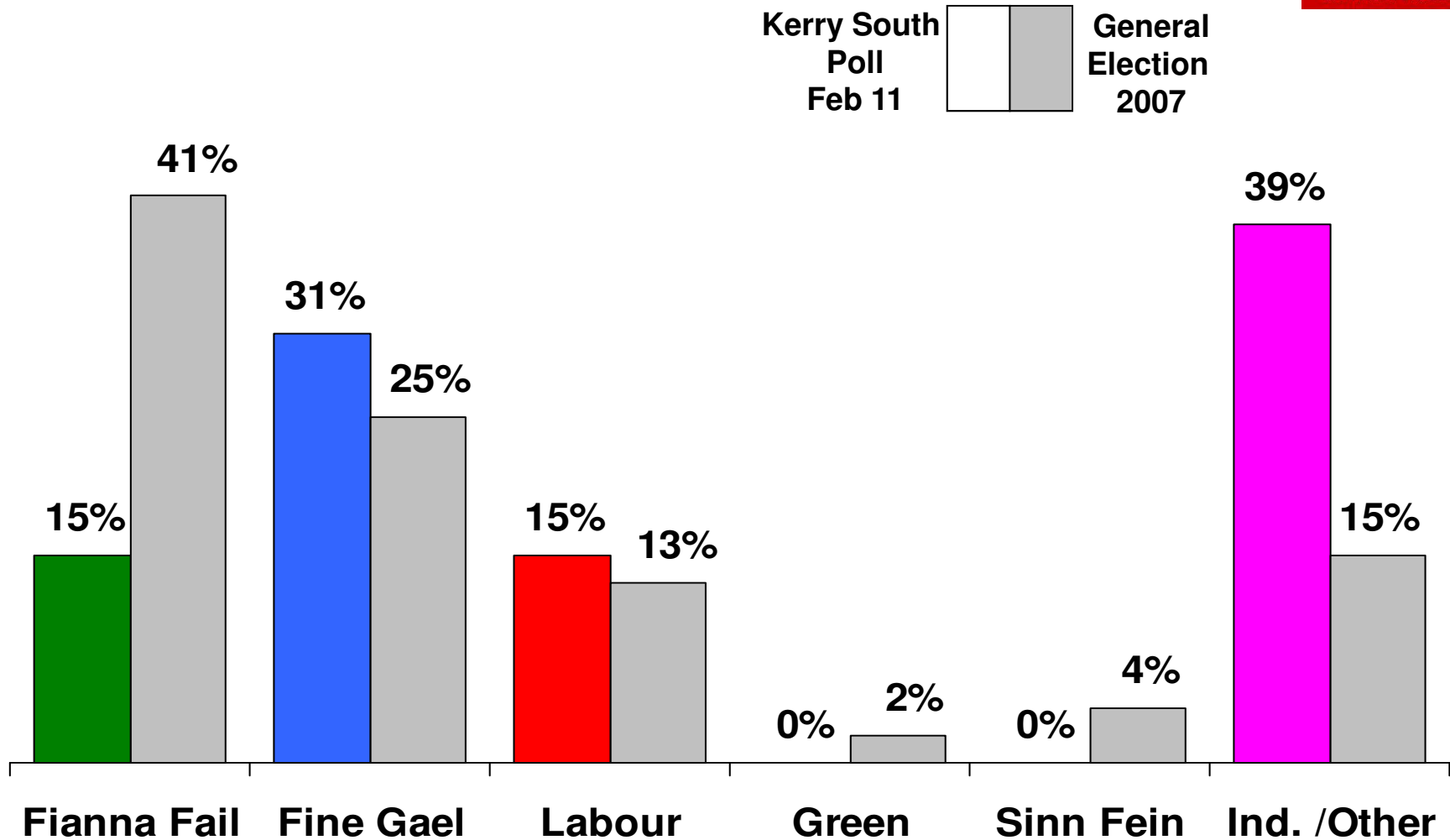

Valid Poll 2007 = 39,032 divided by 425 = 92, Each vote polled = 92 votes  
(Base: All Likely to Vote and giving a preference )



| NAMES OF CANDIDATES                   | First Count     | Second Count                                   | Third Count                             | Fourth Count                            | Fifth Count                           |
|---------------------------------------|-----------------|--|---|---|---------------------------------------|
|                                       | Number of Votes | Transfer of "Finn/Comerford" votes and results | Transfer of Gleeson's votes and results | Transfer of Healy-Rae votes and results | Transfer of Maloney votes and results |
| Tom Fleming (IND)                     | 5,602           | 5,602  | 6,612                                   | 8,449                                   | 10,011                                |
| Tom Sheahan (FG)                      | 6,337           | 6,429  | 6,796                                   | 7,898                                   | 9,460                                 |
| Brendan Griffin (FG)                  | 5,970           | 5,970  | 6,612                                   | 6,888                                   | 8,357                                 |
| John O'Donoghue (FF)                  | 5,878           | 5,878  | 5,970                                   | 7,255                                   | 7,806                                 |
| Marie Maloney (LAB)                   | 5,786           | 5,786  | 6,521                                   | 6,888                                   | -6,888<br>Eliminated                  |
| Micheal Healy-Rae (IND)               | 5,051           | 5,143  | 5,694                                   | -5,694<br>Eliminated                    | 0                                     |
| Michael Gleeson (IND)                 | 4,225           | 4,225  | -4,225<br>Eliminated                    | 0                                       | 0                                     |
| Oonagh Comerford (GP)                 | 184             | -184<br>Eliminated                             | 0                                       | 0                                       | 0                                     |
| Dermot Finn (IND)                     | 0               | 0<br>Eliminated                                | 0                                       | 0                                       | 0                                     |
| Non-transferable papers not effective | 0               | 0  | 827                                     | 827                                     | 1,745                                 |
| Total Valid                           | 39,032          | 39,032   | 39,032                                  | 39,032                                  | 39,032                                |

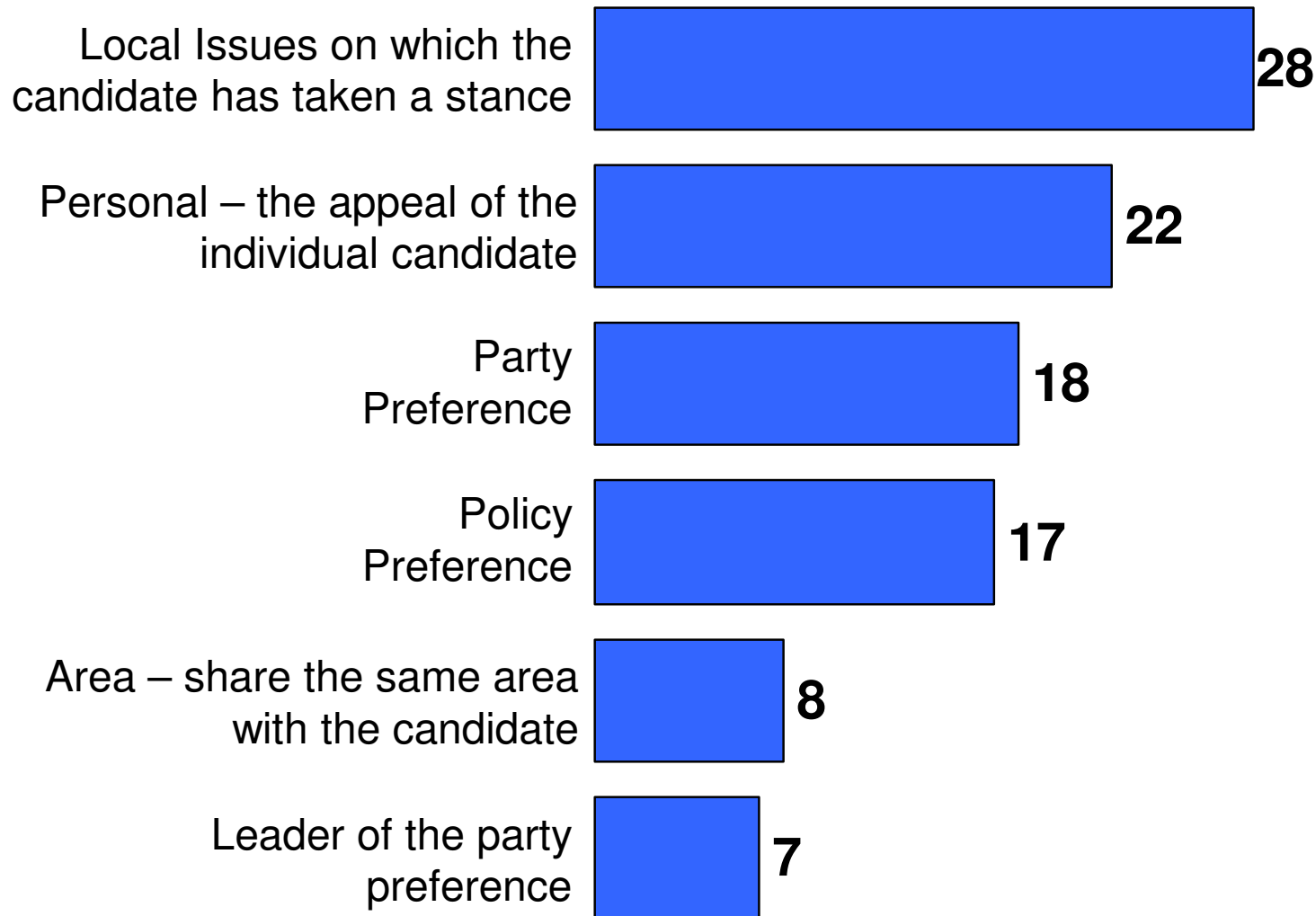
# Share of first preference vote if there were to be a general election tomorrow – by party vs. last General Election 2007 in Kerry South

(Base: All Likely to Vote in Constituency & Stating Preference.)



# Main Reason Why First Choice Candidate Selection is Made

(Base: All likely to vote)



(Q 4)

# Main Reason Why First Choice Candidate Selection is Made

(Base: All likely to vote)



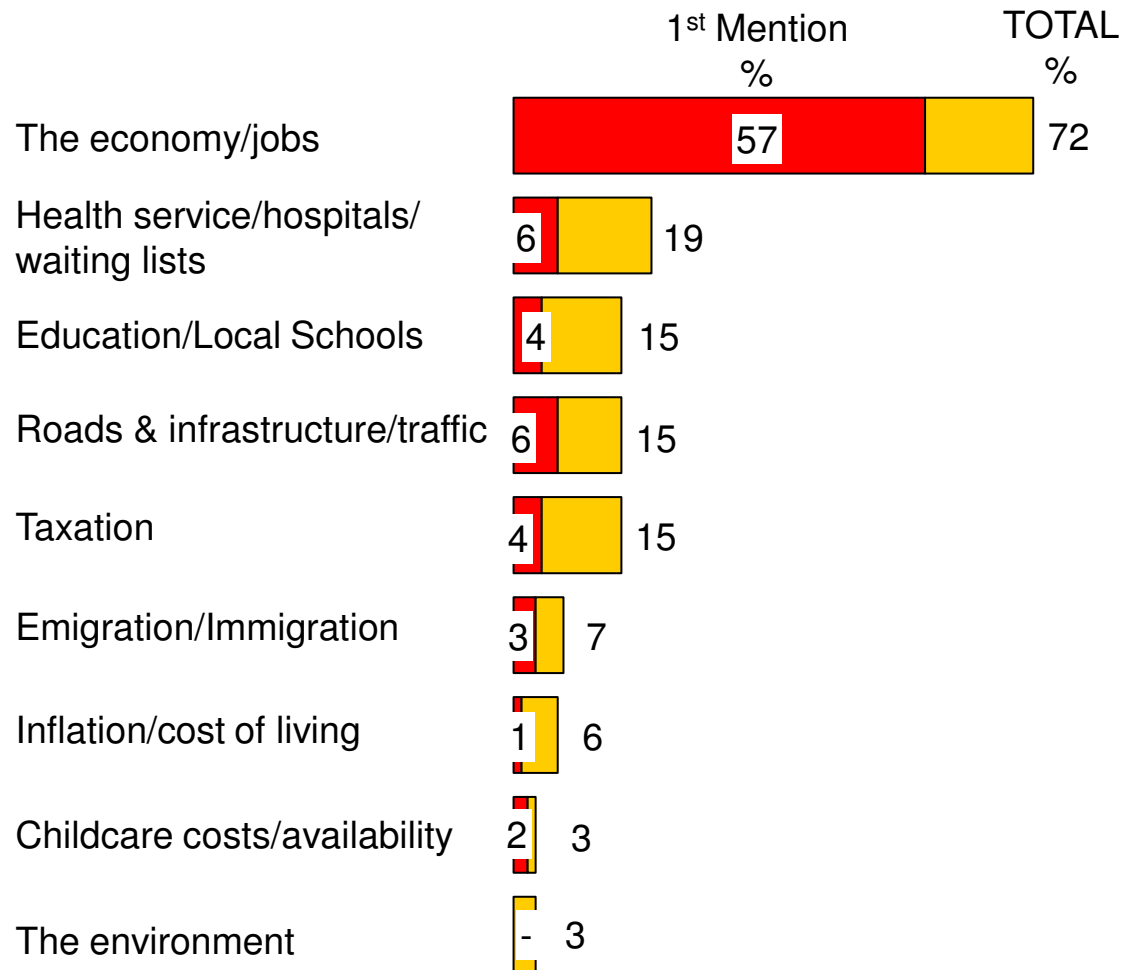
|  |                | <i>Those giving 1<sup>ST</sup> Preference for the following Candidates</i> |                   |                     |                 |                   |               |
|--|----------------|--|-------------------|---------------------|-----------------|-------------------|---------------|
|  | <b>TOTAL %</b> | Tom Fleming %  | Brendan Griffin % | Michael Healy Rae % | Marie Maloney % | John O'Donoghue % | Tom Sheehan % |
| Local Issues on which the candidate has taken a stance | <b>28</b>      | 37   | 31                | 49                  | 4               | 27                | 16            |
| Personal – the appeal of the individual candidate      | <b>22</b>      | 36   | 17                | 22                  | 21              | 19                | 14            |
| Party Preference                                       | <b>18</b>      | 9  | 23                | 10                  | 30              | 19                | 30            |
| Policy Preference                                      | <b>17</b>      | 4  | 16                | 6                   | 28              | 8                 | 27            |
| Area – share the same area with the candidate          | <b>8</b>       | 10   | 4                 | 10                  | 4               | 12                | 4             |
| Leader of the party preference                         | <b>7</b>       | 4  | 10                | 3                   | 12              | 15                | 9             |

(Q No)

# Which issues will influence how you will decide to vote at the next election



(Base: All Likely to Vote)



# Do you believe any new government will be able to renegotiate the terms of the EU-IMF bailout?

(Base: All Likely to Vote)

