



Political Opinion Poll

January 2013

Prepared for:

paddypower.com

MUST BE INCLUDED

Methodology and Weighting



- RED C interviewed a random sample of 1002 adults aged 18+ by telephone between the 7th and 9th January 2013.
- A random digit dial (RDD) method is used to ensure a random selection process of households to be included – this also ensures that ex-directory households are covered.
- Half of the sample are interviewed using an RDD landline sample, with the other half conducted using an RDD mobile phone sample, this ensures 98% coverage of the population reaching landline only households, mobile only households and those with both a landline and a mobile.
- Interviews were conducted across the country and the results weighted to the profile of all adults. A further past vote weighting is included that takes the current recall for how people voted at the last election, compares this to the actual results, and weights the data to halfway between the two.
- Vote intention results are based on those who will actually go and vote, using a 10 point scale, where 1 is not at all likely and 10 is very likely, those rating 4 to 10 are included as being those who will actually go and vote.
- In all respects the poll was completed to the opinion polling guidelines set out by both ESOMAR and AIMRO.

Key Findings



POLITICAL SUPPORT

- Today's poll shows that the longer term trend for Fine Gael is downward, with a steady decline since the general election. (Support 29% a drop of 7% since election 2011). However, there have been several ups and downs during that time, and this result is in fact a small increase since another poll conducted by RED C for the Sunday business Post last month, which could be looked at quite positively in light of the tough Budget that has come inbetween.
- Labour appear to have also, for the moment, halted their decline, recording a steadyscore of 13%. However they have also recorded a overall similar decline as Fine Gael (6%) since election day, and this does represent a drop of 1% vs a similar poll conducted in November.
- Fianna Fáil are making positive strides with increases evident, now standing at 21% support, this is further emphasised as we note the gap declining between them and Fine Gael – now a mere 8% compared to the 2011 election day gap of 19%.
- Sinn Féin have seen positive increase in support since the election, they made big gains based on media coverage of the Presidential election and campaigning against the European Treaty, more recently this result is similar to that seen before the Christmas break, but down 1%.

LEADER RATINGS

- A decline in performance for most leaders are noted in terms of party leadership compared to March 2012. Only Micheal Martin has managed to both increase top box satisfaction, and decrease dissatisfaction levels.
- Enda Kenny, although declining in satisfaction, remains the strongest performer in terms of top box satisfaction. However, he no longer strides ahead of competition. Perhaps worryingly for the Taoiseach, is that his dissatisfaction levels (0-3 scores) have increased from 27% to 34%.

Key Findings

ABORTION

- Over a third (35%) of the electorate directly support the governments decision to legalise the X case, allowing abortion where the mother's life is at risk, including by suicide – when provided with a selection of possible alternatives.
- A further 29% would go further and support legalising abortion in any case where a woman requests it. As such, at least 64% in total of all voters would at least support the legalisation of the X case, with some preferring that it went further.
- This leaves just over a quarter of the electorate (26%) preferring to see a constitutional amendment to limit the X case, by excluding the threat of suicide to the mothers life as a reason for abortion. While 8% do not want to see any legalisation of abortion law.
- The poll therefore shows the majority of voters are in support of the governments position, but does suggest that for 1 in 4 voters the inclusion of suicide is perhaps a step too far, while a further 8% are against legalising abortion at all.
- Younger age groups have greater support for legalising abortion in any case, while older age groups have higher than average support for limiting the X case, by excluding the threat of suicide to the mothers life.

UNION FLAG FLYING

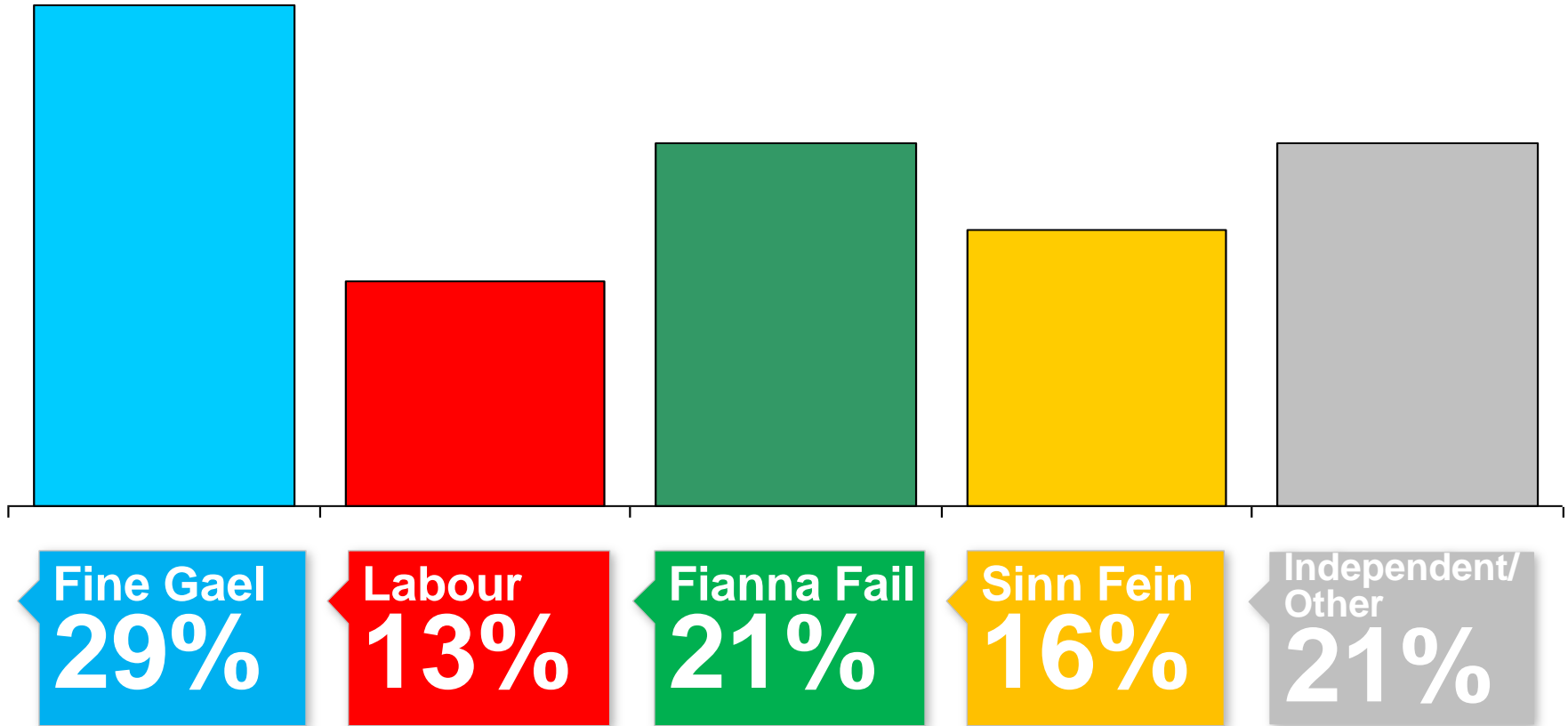
- Over half of those that expressed an opinion (57%) suggest that they feel the Belfast City Council was wrong to restrict the flying of the Union flag at Belfast City Hall.
- In total, just a third of Irish voters (35%) thought the council were right to restrict the flying of the Union flag, while 47% thought they were wrong to restrict it and 18% did not express a view.
- Little variance is evident across demographics in terms of attitudes, however party support shows Sinn Féin supporters in highest agreement that it was the right decision but still at only 48%.

General Election

First Preference Vote Intention – January 2013

If the general election was tomorrow which party or independent candidate do you think you would give your first preference vote to? (Past vote weighted)

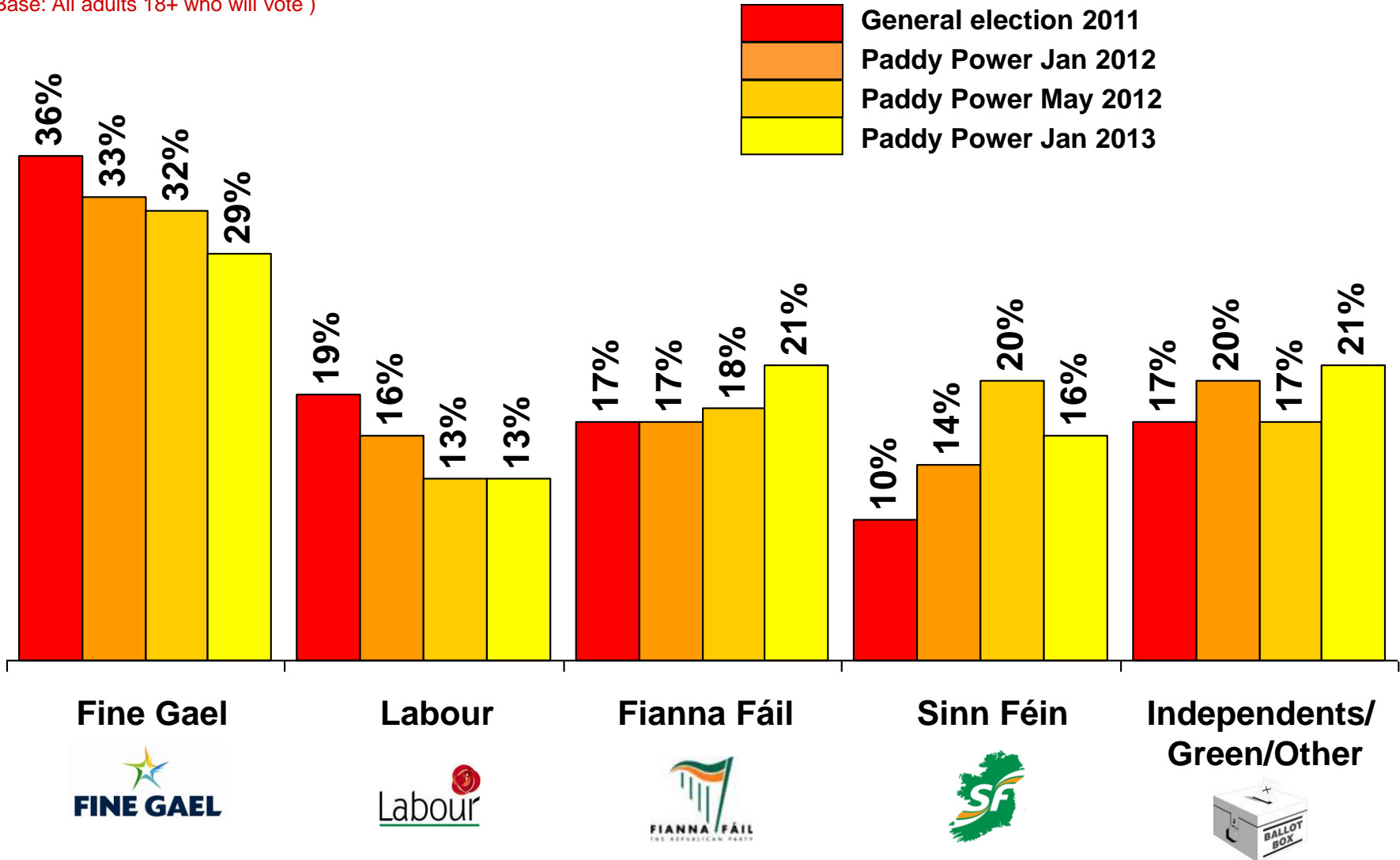
(Base: All adults 18+ who will vote)



First Preference Vote Intention – January 2012 to January 2013

If the general election was tomorrow which party or independent candidate do you think you would give your first preference vote to? (Past vote weighted)

(Base: All adults 18+ who will vote)



1st Preference vote x Demographics

If the general election was tomorrow which party or independent candidate do you think you would give your first preference vote to? (Past vote weighted)

(Base: All adults 18+ who will vote)



	Total %	Gender		Age			Class			Region			
		Male %	Female %	18-34 %	35-54 %	55+ %	ABC1 %	C2DE %	F %	Dublin %	ROL %	Munster %	Conn/ Ulster %
Fine Gael	29	27	30	25	28	32	27	23	60	24	31	29	32
Labour	13	10	16	15	13	12	18	11	2	20	14	9	8
Fianna Fail	21	19	23	21	18	25	19	22	25	20	19	23	25
Sinn Fein	16	23	9	20	19	10	14	21	5	17	12	17	20
Independent candidates/ Green/ Other Party	21	21	22	19	22	21	22	23	8	19	24	22	15

First Preference Vote Intention – January 2013

If the general election was tomorrow which party or independent candidate do you think you would give your first preference vote to? (Past vote weighted)



(Base: All adults 18+ who will vote (including undecided))

CURRENT FIRST PREFERENCE SUPPORT AMONG THOSE LIKELY TO VOTE			
	Core figures January 2013	Excluding 50% undecided, and weighting back 50% undecided to how they voted in 2011	2011 Election Results
	%	%	%
Fine Gael	23	29	36
Labour	11	13	19
Fianna Fáil	17	21	17
Sinn Féin	13	16	10
Independent candidates	14	17	13
Green Party	2	3	2
Socialist Party	0	0	1
Other Party	1	1	1
Undecided	19		

Party Leader Performance

Party Leader Performance

Irrespective of which party you support, how would you rate the performance of each of the main party leaders that you on a scale of 0 to 10, where 0 = Very poor and 10 = Excellent?

(Base: All adults 18+ - 1,002)

March 2012

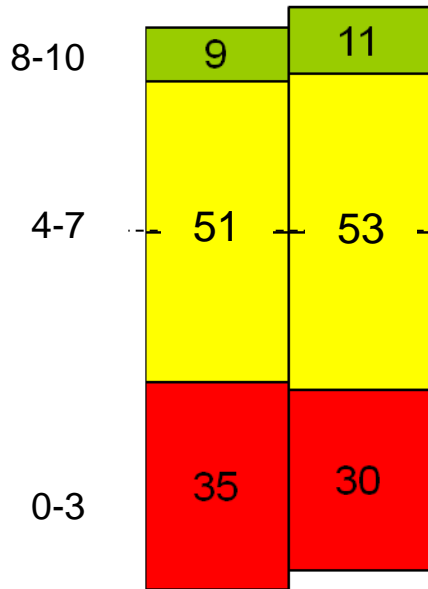


Jan 2013

Micheal Martin

%

Mar' 12 Jan 13

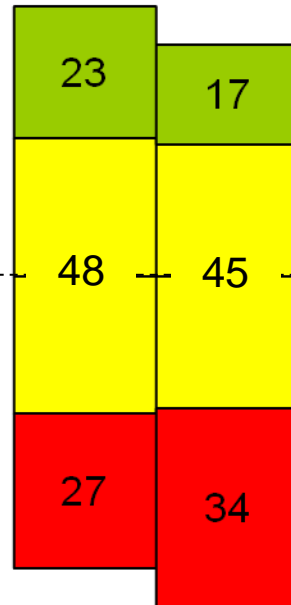


Don't Know 5% 6%

Enda Kenny

%

Mar' 12 Jan 13

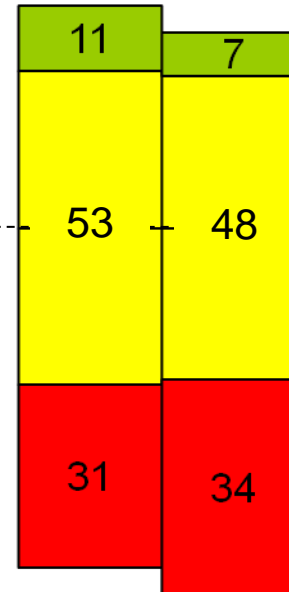


2% 4%

Eamonn Gilmore

%

Mar' 12 Jan 13

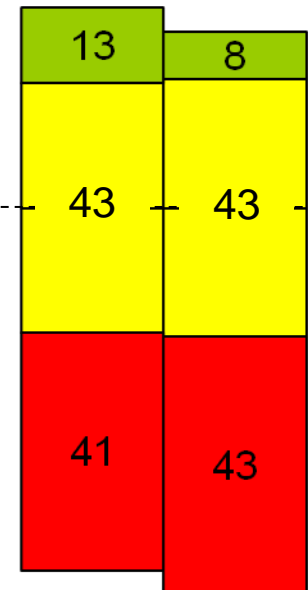


5% 6%

Gerry Adams

%

Mar' 12 Jan 13



4% 6%

0 = Very Poor and 10 = Excellent

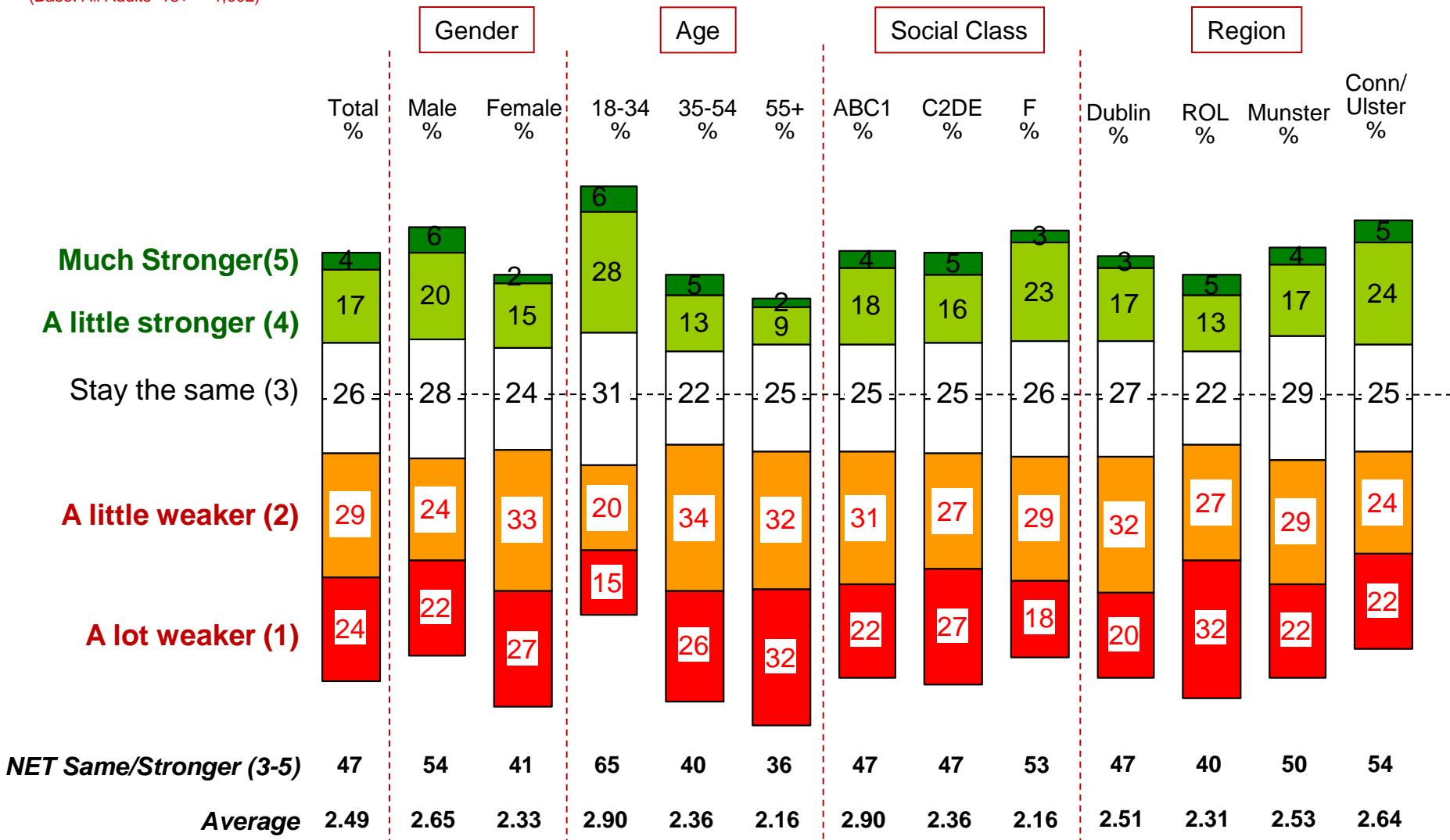
Expected Financial Outlook

Personal Financial Situation in 12 months time

To what extent, if at all, do you believe that your personal financial situation will be stronger or weaker in 12 months time?



(Base: All Adults 18+ - 1,002)



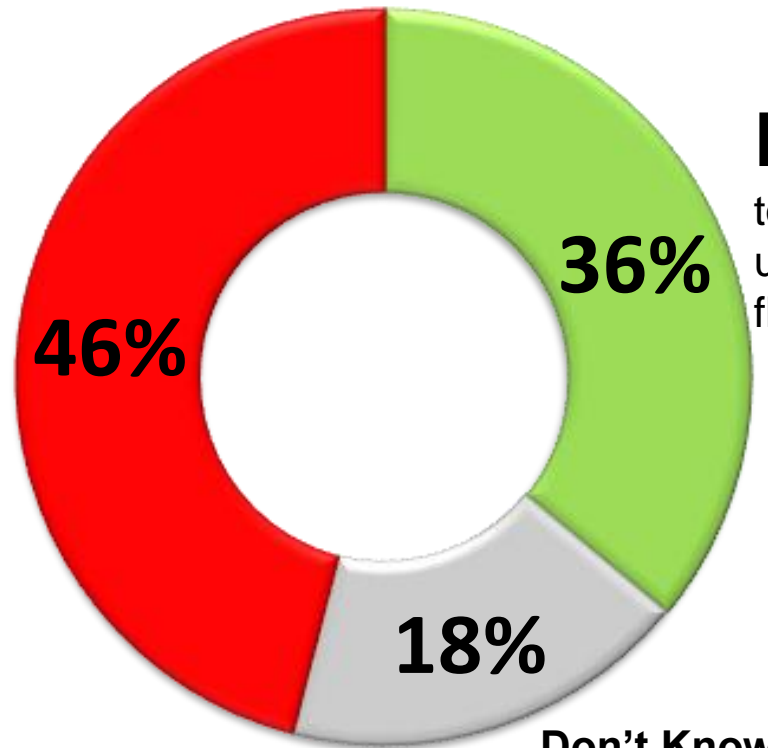
Attitudes Towards Union Flag in Belfast

Attitudes toward Restriction of Flying the Union Flag in Belfast

Recently Belfast City Council restricted the flying of the Union flag over Belfast City Hall, by limiting the number of days it can be flown to 17 days per year. Do you think the council were..

(Base: All Adults 18+ – 1,002)

WRONG
to restrict, as Belfast
is in the UK and the
flag should be able to
be flown there



RIGHT
to restrict the flying of the
union flag, as it will be
flown on specific occasions

Attitudes toward Restriction of Flying the Union Flag in Belfast

Recently Belfast City Council restricted the flying of the Union flag over Belfast City Hall, by limiting the number of days it can be flown to 17 days per year. Do you think the council were..

(Base: All Adults 18+ – 1,002)



Attitude:	Total %	Gender		Age			Class			Region			
		Male %	Female %	18-34 %	35-54 %	55+ %	ABC1 %	C2DE %	F %	Dublin %	ROL %	Munster %	Conn/ Ulster %
Right	36	36	36	40	34	33	37	35	32	36	31	38	39
Wrong	46	48	45	45	46	49	44	48	47	48	50	44	43
Don't Know	18	16	19	15	20	18	19	17	21	16	19	18	18

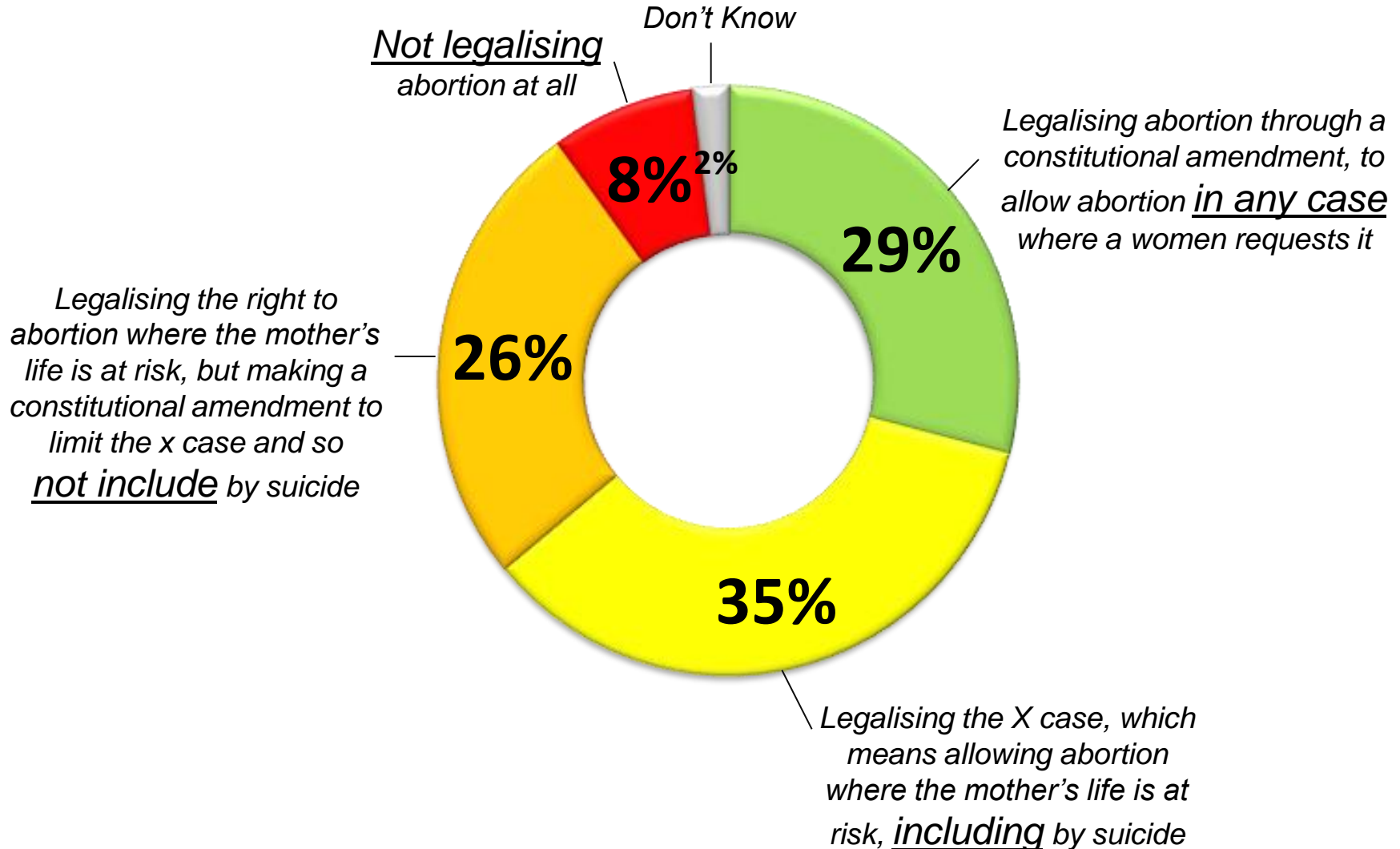
Attitude:	Total %	PARTY SUPPORT				
		Fianna Fail	Fine Gael	Labour	Sinn Fein	Ind.
BASE SIZE:		(139)	(303)	(137)	(83)	(92)
Right	36	34	37	32	48	22
Wrong	46	45	46	54	44	57
Don't Know	18	21	17	14	8	20

Support for Each Possible Action On Abortion Law

Support for Possible Actions On Abortion

The government has announced plans to legalise abortion in Ireland in line with the X case, which means allowing abortion where the mother's life is threatened, including by suicide. Considering this, can you tell me which one of the following options you would most like to see legislated for with regard to abortion.

(Base: All Adults aged 18+ - 1,002)



Support for Each Possible Action On Abortion Law

The government has announced plans to legalise abortion in Ireland in line with the X case, which means allowing abortion where the mother's life is threatened, including by suicide. Considering this, can you tell me which one of the following options you would most like to see legislated for with regard to abortion.

(Base: All Adults aged 18+ - 1,002)

	Total %	Gender		Age			Class			Region			
		Male %	Female %	18-34 %	35-54 %	55+ %	ABC1 %	C2DE %	F %	Dublin %	ROL %	Munster %	Conn/ Ulster %
Legalising abortion through a constitutional amendment, to allow abortion in any case where a women requests it	29	31	28	37	31	18	30	31	15	30	34	28	23
Legalising the X case, which means allowing abortion where the mother's life is at risk, including by suicide	35	36	34	30	37	37	38	32	36	33	32	37	40
Legalising the right to abortion where the mother's life is at risk, but making a constitutional amendment to limit the x case and so not include by suicide	26	25	26	23	23	32	23	25	44	28	25	24	26
Not legalising abortion at all	8	6	10	9	6	9	8	8	5	9	6	8	8

Support for Each Possible Action On Abortion Law

The government has announced plans to legalise abortion in Ireland in line with the X case, which means allowing abortion where the mother's life is threatened, including by suicide. Considering this, can you tell me which one of the following options you would most like to see legislated for with regard to abortion.

(Base: All Adults aged 18+ - 1,002)

	Total %	PARTY SUPPORT				
		Fianna Fail	Fine Gael	Labour	Sinn Fein	Ind.
BASE SIZE:		(139)	(303)	(137)	(83)	(92)
Legalising abortion through a constitutional amendment, to allow abortion in any case where a women requests it	29	15	24	42	44	30
Legalising the X case, which means allowing abortion where the mother's life is at risk, including by suicide	35	32	39	32	34	45
Legalising the right to abortion where the mother's life is at risk, but making a constitutional amendment to limit the x case and so not include by suicide	26	36	31	19	13	19
Not legalising abortion at all	8	12	4	8	6	6